

**МИНИСТЕРСТВО ВНУТРЕННИХ ДЕЛ  
РОССИЙСКОЙ ФЕДЕРАЦИИ**

**ДЕПАРТАМЕНТ  
ГОСУДАРСТВЕННОЙ СЛУЖБЫ И КАДРОВ**

**Н. В. Парнюк**

**АНГЛИЙСКИЙ ЯЗЫК  
ДЛЯ СОТРУДНИКОВ ОРГАНОВ ВНУТРЕННИХ  
ДЕЛ, ПРИВЛЕКАЕМЫХ К ОБЕСПЕЧЕНИЮ  
ОБЩЕСТВЕННОГО ПОРЯДКА  
И БЕЗОПАСНОСТИ ПРИ ПРОВЕДЕНИИ  
КРУПНОМАСШТАБНЫХ СПОРТИВНЫХ  
МЕРОПРИЯТИЙ**

***Учебное пособие***

*2-е издание, дополненное и переработанное*

*Допущено Министерством внутренних дел  
Российской Федерации в качестве учебного пособия  
для курсантов и слушателей образовательных организаций  
системы МВД России, сотрудников органов внутренних дел  
Российской Федерации*

**Москва  
2019**

**Рецензенты:**

**И. А. Горшенева**, кандидат юридических наук, профессор, заслуженный работник Высшей школы Российской Федерации (Московский университет МВД России имени В.Я. Кикотя);

**Л. С. Кравчук**, доцент (Белгородский юридический институт МВД России имени И. Д. Путилина);

**И. В. Мятченко**, кандидат филологических наук, доцент (Краснодарский университет МВД России);

**Е. Ю. Смердина**, кандидат филологических наук, доцент (Омская академия МВД России);

**М. Н. Малахова**, кандидат филологических наук, доцент (Омская академия МВД России);

**В. В. Степаненко**, кандидат философских наук, доцент (Всероссийский институт повышения квалификации сотрудников МВД России);

**Ф. А. Якупов**

(Всероссийский институт повышения квалификации сотрудников МВД России)

**Парнюк Н. В.**

**П 18 Английский язык для сотрудников органов внутренних дел, привлекаемых к обеспечению общественного порядка и безопасности при проведении крупномасштабных спортивных мероприятий: учебное пособие.** — 2-е издание, дополн. и перераб. — М.: ДГСК МВД России, 2019. — 288 с.

Учебное пособие направлено на развитие и совершенствование иноязычной коммуникативной компетенции, необходимой сотруднику полиции при осуществлении профессиональной деятельности по обеспечению общественного порядка во время подготовки и проведения международных массовых спортивных, культурных, политических и иных мероприятий.

Аутентичные тексты разнообразных функциональных стилей и жанров, аудио- и видеоматериалы, комплексная система упражнений стимулируют развитие навыков устной речи, способствуют расширению языкового и профессионального кругозора. Наличие текстов и заданий различной сложности предоставляет возможность обучающимся с различным уровнем знаний использовать материалы пособия для аудиторной и самостоятельной работы.

Предназначено для обучающихся образовательных организаций системы МВД России, слушателей факультетов профессиональной подготовки и повышения квалификации, туристической полиции и сотрудников правоохранительных органов Российской Федерации.

УДК 372.881.111.1  
ББК 81.1 Англ-923

© ДГСК МВД России, 2019

© Санкт-Петербургский университет МВД России, 2019

# CONTENTS

PREAMBLE .....	5
MODULE I. <b>FOOTBALL FANS AND HOOLIGANS</b> .....	8
MODULE II. <b>FOOTBALL RELATED LEGISLATION</b> .....	19
MODULE III. <b>KEY ROLES IN FOOTBALL POLICING</b> .....	30
MODULE IV. <b>STADIUM SAFETY AND SECURITY</b> .....	44
UNIT I. Stewards .....	44
UNIT II. Welcoming Spectators .....	49
UNIT III. Asking for and Giving Directions inside a Stadium .....	57
UNIT IV. Ground Regulations .....	73
UNIT V. Security Checkpoint .....	99
MODULE V. <b>MANAGING RISK</b> .....	117
UNIT I. Managing Risk Categories .....	117
UNIT II. Reporting Crime .....	139
MODULE VI. <b>POLICING FOOTBALL MATCHES</b> .....	166
MODULE VII. <b>POLICING FANS</b> .....	187
UNIT I. Policing Style .....	187
UNIT II. Giving Orders .....	197
UNIT III. Cooperation between Police and Football Supporters ...	209
UNIT IV. Help me! I am a Tourist! .....	216
MODULE VIII. <b>INTERNATIONAL POLICE COOPERATION</b> ...	249
LITERATURE .....	265
APPENDIX .....	269
PHOTO ACKNOWLEDGEMENTS .....	280

Предлагаемое учебное пособие предназначено для обучающихся образовательных организаций, а также сотрудников территориальных органов МВД России и одновременно рассчитано на широкую аудиторию специалистов, изучающих английский язык и интересующихся вопросами обеспечения общественного порядка и безопасности.

Второе издание переработано в части практических заданий и дополнено специальными текстами о деятельности российской полиции по охране общественного порядка и обеспечению общественной безопасности в период подготовки и проведения Кубка Конфедераций (2017) и Чемпионата мира по футболу (2018), а также интерактивными упражнениями и контрольными заданиями.

Учебное пособие нацелено на систематическое развитие профессиональной языковой базы и ее реальное использование в общении; формирование терминологического минимума; расширение языкового и профессионального кругозора обучающихся. Тексты и упражнения знакомят обучающихся с обязанностями подразделений полиции, выполняющими задачи по обеспечению общественной безопасности и общественного порядка во время подготовки и проведения крупномасштабных мероприятий; методами и способами, используемыми сотрудниками правоохранительных органов с целью предотвращения правонарушений, поддержания общественного порядка и взаимодействия с болельщиками.

Компетентностный подход, междисциплинарные связи, интерактивные методы обучения, реализованные в данном учебном пособии, способствуют повышению уровня иноязычных профессионально ориентированных коммуникативных компетенций, а также формированию и развитию мотивации к изучению языка.

## PREAMBLE

“We will host one of the most exciting World Cups in the history of football.”

*Vladimir Putin, the President of the Russian Federation*



[1]

### 1. Do the Football quiz with a partner.

#### QUIZ

1. What is the world's most popular sport?  
a) hockey    b) football    c) tennis
2. What is FIFA?  
a) Fédération Internationale de Football Association  
b) Formal International Football Association  
c) Football International Federal Association
3. When and where did the first World Cup take place?  
a) in Uruguay in 1928  
b) in Uruguay in 1930  
c) in England in 1930
4. When was the first World Cup tournament for women held?  
a) 1991    b) 1980    c) 2000
5. How many teams are qualified for the World Cup finals?  
a) 64    b) 11    c) 32
6. How is the start of a game called?  
a) kick at    b) kick off    c) kick out

7. Which countries did Russia compete to host the World Cup 2018?  
 a) the USA, Qatar, England and Japan  
 b) Spain-Portugal, Belgium-The Netherlands and England  
 c) Qatar, South Korea, Australia, Japan

8. How many cities hosted the World Cup 2018?  
 a) 16                                      b) 12                                      c) 11

9. How many venues were matches played in?  
 a) 16                                      b) 12                                      c) 11



[2]

10. What was the official mascot for the 2018 FIFA World Cup?  
 a) a wolf                                      b) a tiger                                      c) a cat

11. How are people enjoying football called?  
 a) fans                                      b) followers                                      c) watchers

12. Who are people being violent and cause trouble at football games?  
 a) vandals                                      b) devils                                      c) hooligans

## WATCHING

### Before you watch

**2. Look at the photo. In pairs, discuss the following questions.**

- Who is this person?
- What is he doing?



**3. Think and say.** What is the football mission? What are the values of sport? What is the primary role of the law enforcement during large-scale events?

[3]

### While you watch

**4. a) Watch the video and check your ideas.**

**b) What do the numbers mentioned in the video mean?**

300 million \_\_\_\_\_ 1 billion \_\_\_\_\_ 23 million \_\_\_\_\_

**5. Watch the video again. Listen to three people talking about football and FIFA 2018: Joseph Blatter (1), Igor Shuvalov (2), and Vladimir Putin (3). Write the number of the speaker (1–3) next to the things they talk about. There are some extras.**

- |  |   |
|--|---|
| 1) get to know Russia                          | 11) popular all over the world                  |
| 2) teach to do your best                       | 12) will be organized in Russia                 |
| 3) educational value                           | 13) based on discipline and respect             |
| 4) visa free entry                             | 14) secure the comfort and safety of our guests |
| 5) school                                      | 15) free of charge trips between cities         |
| 6) fighting spirit                             | 16) good way to spend time                      |
| 7) combat game                                 | 17) choose healthy life style                   |
| 8) see world class players                     | 18) promote fair play, tolerance, and honour    |
| 9) make history together                       |   |
| 10) give hope to the humanity and to the youth |   |

**After you watch**

**6. Speak on football, its importance and the 2018 FIFA World Cup.**

# MODULE I.

## FOOTBALL FANS AND HOOLIGANS

**Think and say.** What is the difference between fans and hooligans?

### WATCHING

“Why do you enjoy going to the match?”<sup>1</sup>

### Before you watch

**Think and say.** Have you ever been to a football match? Would you like to go? Why? / Why not?



[4]

**1. In pairs, match the football activities (1–6) with the pictures (a–f).**

- 1) fans are cheering their favourite football team
- 2) fans are singing the anthem
- 3) a fan is booing the referee
- 4) a fan is wearing face paint like a football
- 5) fans are clapping the players
- 6) fans are chanting the name of their club



[5–7]



[8–10]

<sup>1</sup> Source: <https://premierskillenglish.britishcouncil.org/fans/fans-uk/why-do-you-enjoy-going-match>.

## 2. Remember the words:

camaraderie [kæmə'ra:d(ə)ri:]	дух товарищества
generational bonding thing	связь поколений
get together	встречаться
contagious [kən'teɪdʒəs]	заразительный

### While you watch

## 3. Watch the video about the fans talking about their experience going to a Premier League match. Put the phrases in order they appear in the video. There are some extras.

1. It's a holiday.
2. It's just contagious.
3. It's just fun.
4. It's the whole atmosphere.
5. It's a kind of generational bonding thing.
6. The way in which people get together.
7. It's a certain camaraderie.
8. It's a very good way to spend time.
9. You get to see world class players playing live.
10. It's the atmosphere.
11. It's a unique experience.
12. You meet friends.
13. You can talk to people you have never spoken before.

### After you watch

## 4. Match the pairs of adjectives similar in meaning.

1	contagious	a	great
2	fascinating	b	bad
3	unique	c	infectious
4	fantastic	d	exceptional
5	awful	e	enjoyment
6	amazing	f	depressing
7	fun	g	wonderful
8	disappointing	h	very interesting

**5. Discuss with a partner why fans enjoy going to the match, its atmosphere.**

**READING 1**

**6. Read the text and say what sports priorities are.**

*Sports and Safety*

Sport plays an important part in human development and in strengthening the fabric of society<sup>1</sup>. Sport is strongly connected with values of human understanding and peaceful competition. It encourages social integration and participation; and makes a valuable contribution to democracy. It promotes understanding between individuals and groups from different countries and cultures. Violence associated with sports events undermines<sup>2</sup> these values.

**READING 2**

**7. Work in pairs. How much do you know about hooligans? Is hooliganism a problem in our country?**

**8. Read the text and answer the questions.**

1. Who were the first hooligans?
2. Where were they from?
3. What is football hooliganism?
4. What can it lead to?
5. What can influence the problem?
6. What are characteristics of different hooligans?
7. Where can crowd disorder and violence happen?

*What is Football Hooliganism?*

Violence has occurred at football grounds ever since football became a spectator sport, namely since the 1870s in England. This usually involves some kind of criminal activity occurring at, just before or after a football match.

There is no precise definition of “football hooliganism”. “Hooliganism” is generally accepted to have begun to appear in London police reports in 1898 in relation to violent street gangs. In the UK, hooliganism is almost exclusively confined to football.

---

<sup>1</sup> Общественный строй.

<sup>2</sup> Расшатывать, разрушать.



[11]

Football hooliganism has to do with crowd disorder involving football **supporters** and leads to **consequences** of varying degrees of **severity**, including **injuries** and **fatalities**, as well as damage to property both inside and outside of stadiums. **Excessive** alcohol **consumption** may often **aggravate** the problem.

Some gangs of hooligans **possess** violent racist characteristics. Others just enjoy fighting. There is a risk of hooliganism from those who believe they have a legitimate right to fight and defend their territory against opposing fans.

In recent years, there has been a noticeable change in the character of spectator violence. It has been displaced to the streets and city centres. Moreover, it is no longer concentrated during the match, or even the period during which spectators are traveling to or from the stadium. Indeed, the participants may not even **attend** the match. Fights may be **arranged** between organised groups at **venues** far from the stadium.

**9. Match the words in bold from the text to their synonyms.**

*have, fan, be present at, a place of sports competition, make worse, damage, seriousness, too much, death, use, organize, unpleasant result*

**10. Fill in the words from the list, then make sentences using these phrases.**

*enjoy, arrange, injuries, damage to, possess, aggravate, spectator, excessive, crowd, opposing, lead to*

1. .... fights
2. .... violence
3. .... fighting

4. .... fans
5. .... violent racist characteristics
6. .... alcohol consumption
7. .... the problem
8. .... consequences
9. .... disorder
10. .... and fatalities
11. .... property

*e.g. Spectator violence and crowd disorder have been associated with football throughout its history.*

**11. Fill in the correct preposition, then make sentences using these phrases.**

1. to have to do ..... crowd disorder
2. to lead ..... consequences
3. to occur ..... football grounds
4. damage ..... property

**12. Work in pairs. Discuss the history of hooliganism, its consequences, risk groups of fans and location of spectator violence.**

**LISTENING**

“Football in Britain”<sup>1</sup>

**13. Listen to Tess and Ravi speaking about football in Britain (02.00–04.55). What do the numbers mentioned in the video mean?**

1970–1980 \_\_\_\_\_

20 % \_\_\_\_\_

**14. Are these sentences true (T) or false (F)? Correct the false sentences.**

1. Ravi likes football.
2. Tess knows a lot about football.
3. Ravi is a football hooligan.
4. There were problems with hooligans in England in the past.

---

<sup>1</sup> Source: <https://learnenglish.britishcouncil.org/en/elementary-podcasts/series-03-episode-05>.

5. Most English football fans are hooligans.
6. Football matches in Britain are dangerous.
7. It's a family game.
8. There are a lot of police at football matches.
9. There is a visible police presence outside the stadium.
10. There's never any sort of crowd trouble in the stadium.
11. There is no crowd disorder out of the stadium.

**15. Listen to again and make notes about:**

- ✓ the problems British football had in the past and
- ✓ British football in the present context.

**Then tell your partner.**

**READING 3**

**16. Read the text. What characteristics do different categories of fans possess?**

*Fan Categories*

There is a relative division of fans into 3 categories.

The overwhelming majority of fans are peaceful, bona fide supporters (*Category A fans*).

While a small but significant number of fans could become violent depending on the situation, they provide possible risk of disorder, especially alcohol related violence (*Category B fans*).

*Category C fans* or *hooligans* are violent supporters or organisers of violence. They focus on actively seeking either pre-arranged or spontaneous confrontations with other hooligan groups.

**READING 4**

**17. Read the extract from the Guardian. Do you agree or disagree with the author. Give your reasons. Use ideas given below.**

The profile of the 21st-century football hooligan is hunting in packs<sup>1</sup>, fuelled by cocaine and hooked<sup>2</sup> on violence and occasionally wielding<sup>3</sup> chains. They use mobile phones and the internet to arrange showdowns with rival "firms" far way from CCTV and police surveillance.

---

<sup>1</sup> Охотиться стаями.

<sup>2</sup> Сделать зависимым; «зацепить».

<sup>3</sup> Вооружённый.

Useful language <i>I agree.</i> <i>I agree, but...!</i> <i>I don't agree.</i>		
<i>Agreement</i>	<i>Partial agreement</i>	<i>Disagreement</i>
I completely / absolutely agree. I am of the same opinion	That's true, but ... It's only partly true that ...	I (very much) doubt whether ... I cannot agree with this idea

**18. Complete the definition of “football hooliganism” with the words below.**

*directed, violence, opposing, organised*

“Football hooliganism” is defined as the competitive \_\_\_\_\_ of socially \_\_\_\_\_ fan groups in football, principally \_\_\_\_\_ against \_\_\_\_\_ fan groups.

*(Ramón Spaaij “Understanding Football Hooliganism. A Comparison of Six Western European Football Clubs”)*

**READING 5**

**19. Read and translate the text.**

*Common Spectator Behavior Problems at Special Events*

Spectator violence in stadiums is a part of a larger set of problems related to misbehavior in sport and concert arenas. It is also related to issues of crowd control at other types of locations.

Related problems can include:

- public intoxication;
- unsafe, uncontrolled, and/or rowdy behavior making it unsafe or disturbing for others;
- stealing;
- ticket touting;
- fighting;
- intentional property damage;
- illegal drug use;
- littering;
- loitering;
- traffic congestion and
- repeated refusal to cooperate with security requests.

## Module I

## Vocabulary List

aggravate <i>v</i>	усугублять, ухудшать
arrange <i>v</i> pre-arranged	устраивать, организовывать заранее подготовленный, запланированный
attend <i>v</i>	посещать; присутствовать
amazing <i>adj</i>	изумительный, ошеломительный, ошеломляющий, поразительный, удивительный
bona fide [bəʊnə 'fɪdi] <i>adj</i>	истинный, настоящий
bond <i>v</i> bonding	связывать, соединять, скреплять связывающий
camaraderie [kæmə're:d(ə)ri:] <i>n</i>	дух товарищества
cause <i>v/n</i> cause trouble	послужить причиной, поводом / причина причинять неприятности
CCTV (closed circuit television)	система видеонаблюдения
chant <i>v/n</i>	скандировать; выкрикивать лозунги / скандирование
cheer <i>v/n</i>	аплодировать; кричать «Браво! Ура!»; подбадривать / приветственное или одобрительное восклицание
clap <i>v/n</i>	аплодировать / аплодисменты
confine <i>v</i>	ограничивать
congestion <i>n</i> traffic congestion	затор (уличного движения) пробка на дороге
consequence <i>n</i>	(по)следствие, результат (чего-л.)
consumption <i>n</i> excessive consumption	потребление чрезмерное потребление
contagious <i>adj</i>	заразительный
damage <i>n</i> damage to property	вред, повреждение материальный / имущественный ущерб
define <i>v</i>	определять, характеризовать

direct <i>v</i>	направлять
disorder <i>n</i> crowd disorder	(массовые) волнения, беспорядки массовые беспорядки
division <i>n</i>	деление, разделение
encourage <i>v</i>	содействовать, способствовать
fascinating <i>adj</i>	чрезвычайно интересный
fight <i>v</i> fighting <i>n</i>	драться драка
focus (on) <i>v</i>	сосредоточить (ся)
generation <i>n</i>	поколение
injury <i>n</i>	рана, ушиб
lead (to) <i>v</i>	приводить к (каким-л. результатам)
legitimate [lɪ'dʒɪtɪmət] <i>adj</i>	законный
litter <i>n / v</i>	сор, мусор / сорить, мусорить
loiter <i>v</i>	слоняться без дела; околачиваться
majority <i>n</i> overwhelming majority	большинство подавляющее большинство
opposing <i>adj</i> opposing fans	противостоящий, противоположный болельщики команды противника
possess <i>v</i>	обладать
promote <i>v</i>	способствовать
relate <i>v</i>	относиться, иметь отношение
rival <i>n / adj / v</i>	конкурент, соперник / соперничающий/ соперничать
rowdy <i>adj / n</i>	шумный; буйный / хулиган
seek <i>v</i>	искать
severity <i>n</i>	тяжесть (чего-л.)
surveillance <i>n</i>	надзор, наблюдение
spectator <i>n</i> a spectator sport	зритель; посетитель (зрелищных меро- приятий) зрелищный вид спорта

support <i>v / n</i> supporter <i>n</i>	поддерживать / поддержка; помощь болельщик
tout [taut] <i>v</i>	спекулировать билетами (на концерт, спортивное мероприятие)
venue <i>n</i>	место проведения соревнований
violence <i>n</i> alcohol related violence violent <i>adj</i>	жестокость, насилие насильственные действия, совершаемые в состоянии алкогольного опьянения буйный, яростный

## SELF-ASSESSMENT MODULE I

### 1. Choose the correct word.

1. Sport **encourages/weakens** social integration and participation.
2. "Hooliganism" appeared in **London/Edinburg** police reports in 1898 in relation to violent street gangs.
3. In the nineteen seventies and nineteen eighties, there was a lot of **pleasure/fighting** at the stadium in England.
4. Football hooliganism has to do with crowd **order/disorder** involving football supporters.
5. Excessive alcohol consumption may often **improve/aggravate** the problem.
6. There is a relative division of **fans/hooligans** into three categories.
7. The **majority/minority** of fans are peaceful, bona fide supporters.
8. Category **B/C** fans are violent supporters or organisers of violence.

### 2. Use the words below to fill in the gaps.

*violence, violent, camaraderie, bonding, alcohol*

1. Football is a kind of generational ..... thing.
2. Football is a certain .....
3. .... has occurred at football grounds ever since football became a spectator sport.
4. A small but significant number of fans could become .... depending on the situation.
5. Category B fans provide possible risk of disorder, especially ..... related violence.

**3. Use the words below to fill in the gaps, then make sentences using these phrases.**

*enjoy, arrange, injuries, possess, spectator, crowd, opposing, alcohol, overwhelming*

1. .... majority
2. .... fights
3. .... violence
4. .... fighting
5. .... fans
6. .... racist characteristics
7. .... consumption
8. .... disorder
9. .... and fatalities

**4. Give synonyms to the following words.**

*fan, damage, organise, possess, consumption, amazing, fun, bona fide*

**5. Use the prepositions below to fill in the gaps.**

*to on between with on from to*

1. Sport is strongly connected ... values of human understanding.
2. Football hooliganism leads ... consequences of varying degrees including damage ... property.
3. Fights may be arranged ... organised groups far ... the stadium.
4. Some fans could become violent depending ... the situation.
5. Hooligans focus ... seeking spontaneous confrontations with other hooligan groups.

**6. Answer the following questions.**

1. What makes fans enjoy football?
2. What are sport priorities?
3. What is football hooliganism?
4. What can it lead to?
5. What can influence the problem?
6. Where can crowd disorder and violence happen?
7. What are characteristics of different fan categories?

## MODULE II

### FOOTBALL RELATED LEGISLATION

**Think and say.** What is football related legislation necessary for?

#### READING 1

##### 1. Read the text and fill in the table.

1	What is the aim of football-related legislation?	
2		Sporting Events (Control of Alcohol etc) Act 1985, Public Order Act 1986, Football Spectators Act 1989 ...
3	How do police officers consider the effectiveness of these laws?	

#### *UK Football Related Legislation*

British legislation, which is at the cutting edge<sup>1</sup> of efforts to combat hooliganism, has successfully improved safety at football matches. Various legislative acts have been passed in an attempt to minimise the effects of hooliganism.

A raft of football-related legislation was passed for England and Wales, which included: the Sporting Events (Control of Alcohol etc) Act 1985, Public Order Act 1986, Football Spectators Act 1989; Football Offences Act 1991; Football (Offences and Disorder) Act 1999; Violent Crime Reduction Act 2006.

According to football police officers, such laws are considered largely responsible for the control and even break up of many hooligan groups. They helped combat the problem and change the way they police fans.

---

<sup>1</sup> На переднем крае.

## Reading 2

2. Look at the photo. In pairs, discuss the following questions.

- What did Daniel Warlow receive?
- When and where did he receive the football banning order (FBO)? What did he receive his FBO for?
- What is the duration of his FBO?



[12]

3. Read the text.

### *Football Banning Orders*

The biggest **deterrent** to the threat of hooligan behaviour is **Football banning orders** (FBOs), first introduced by the Football (Offences and Disorder) Act 1999.

Football banning orders are a preventative measure designed to stop potential **troublemakers** from travelling to football matches — both at home and abroad. FBOs allow police to confiscate passports up to five days before an international **fixture**.

Individuals who are **subject to** football banning orders can also be **barred** from using public transport on match days and from visiting other potential violent “hotspots” such as town centres, certain pubs and bars.

According to the data of the MIA of Russia 384 fans were blacklisted and imposed a ban on the attendance of sports events in 2017

4. Match the words in bold from the text to their definitions.

1. \_\_\_\_\_ a person that causes unpleasantness, quarrels, or fights
2. \_\_\_\_\_ action by the police and courts to ban targeted individuals from attendance at international tournaments and domestic matches
3. \_\_\_\_\_ a sports event
4. \_\_\_\_\_ forbid someone from undertaking (an activity)
5. \_\_\_\_\_ something that prevents people from doing something by making them afraid of what will happen to them if they do it
6. \_\_\_\_\_ obey the rules or laws, under the authority of

**5. Make notes of the following:**

- ✓ police powers given by FBOs
- ✓ troublemakers' restrictions

**6. Study information at the Sentencing Council website. Make a written record of football related offences, which the court may impose a Football Banning Order on.**

**7. Work in pairs. Discuss with a partner notes you've made.**

**8. Think and say.**

- What laws have been passed in Russia to combat the problem of football hooliganism?

**WATCHING**

“Crackdown on football hooligans”<sup>1</sup>

**Before you watch**

**9. Work in groups. Look at the photo and discuss the questions.**

- What are police doing?
- Why are they doing this?



[13]

**10. Remember the words:**

crackdown	принятие жестких мер (по отношению к кому-л.), подавление
high profile operation	масштабная операция
issue	выдавать
nasty	скверный; злой / злобный

<sup>1</sup> Source: <https://www.sentencingcouncil.org.uk/explanatory-material/item/ancillary-orders/14-football-banning-orders>.

spoil	портить
breach	нарушать
hand	передавать
extend	распространять (на)
responsibly	ответственно, дисциплинированно
get out of hand	выходить из-под контроля, выйти из повиновения
be subject to	подпадать под какой-л. закон
sneak out of	ускользнуть, увильнуть от (чего-л. нежелательного)
warning	предупреждение
explicit warning	ясное предупреждение
face	сталкиваться (с проблемой)

**11. Watch Sky News report about a police operation conducted at Heathrow airport. Complete the sentences.**

1. This is a high \_\_\_\_\_ operations at ports and airports of the UK.
2. At Heathrow specially trained police officers are \_\_\_\_\_ passports and checking them against national computer.
3. They are \_\_\_\_\_ 3 thousand English supporters who've been issued with FBOs.
4. The really nasty people shouldn't be at football matches in South Africa \_\_\_\_\_ the good name of England fans.
5. This man \_\_\_\_\_ his FBOs by not handing his passport to the police.
6. No one who's been \_\_\_\_\_ with FBO has tried to get through the police checks.
7. FBOs can be \_\_\_\_\_ to any football related incident.
8. We want people to enjoy the World Cup but do it responsibly and not let \_\_\_\_\_ hand.
9. Fans seem \_\_\_\_\_ with the additional checks which will stay as long as England during the tournament.
10. Police give an explicit warning that anyone with a FBO trying to sneak out of the country \_\_\_\_\_ the prospect of being barred from future matches for up to 10 years.

**12. Watch the video again and answer the questions.**

1. What does the police operation include?
2. What does FBO mean for travelling England fans?

**After you watch**

**13. Match the pairs of adjectives opposite in the meaning.**

- |               |              |
|---------------|--------------|
| 1 gentle      | a aggressive |
| 2 helpful     | b unfeeling  |
| 3 peaceful    | c unfriendly |
| 4 sympathetic | d rough      |
| 5 polite      | e unhelpful  |
| 6 cheerful    | f sad        |
| 7 friendly    | g impatient  |
| 8 patient     | h impolite   |
| 9 kind        | i cruel      |

**14. Discuss with a partner the way British police officers deal with fans. Use the adjectives from Exercise 13.**

**READING 3**

**15. Read the text. What is a Fan ID and why do fans need it?**

*FAN ID*

As required by Russian legislation to get to the FIFA World Cup match all ticket owners including Russian residents and children had to have a personalized visitor card, otherwise known as the Fan ID. For the citizens of foreign states, the Fan ID also gave a right to visa-free entrance to Russia. This personal ID card helped to enhance security levels preventing hooligans to get into games.

**16. Speak on football related legislation.**



[14]

## SPEAKING ACTIVITIES

### Checking Passports

**1. Complete these questions 1–5 with the best missing word. Then match the questions to the answers a–e.**

*have could do what*

1. Good morning. Police officer Ivanov. Please, sir, ..... I see your ID?
2. ....'s your name?
3. Pardon?
4. Owen Newbury. .... I pronounced your name correctly?
5. .... you speak Russian?

- a) Owen Newbury.
- b) Here you are!
- c) Unfortunately, no.
- d) Yes.
- e) Owen Newbury.

**2. Now complete questions (statements) 6–11 and match them to the answers f–j.**

*world, team, repeat, know, how, where*

6. .... do you come from, Mr. Newbury?
7. Have you arrived to support your .....?
8. .... long are you going to stay in Russia?
9. Could you ....., please?
10. No, I don't ..... the word "fixture".
11. Oh, I see. Enjoy the ..... Cup but do it responsibly.

- f) Am I speaking too fast?
- g) Definitely.
- h) England.
- i) It means "match".
- j) Till the last fixture of our team.
- k) Yeah okay.

**3. Read the dialogue in pairs.**

**4. Put the words in the correct order to make sentences.**

1. Sorry / again / your name / what's?
2. slowly / Please / more / speak.
3. more / loudly / Please / speak.
4. please / slowly / Could / more / speak / you?
5. you / me / Do / understand?
6. an English / Are / fan / you?
7. Would / your Fan ID / you / me / please / show?
8. some identification / May / see / please / I?
9. documents / Your / please.
10. May / closely / at your / I / Fan ID / look?
11. Your / right / are / all / documents.
12. to go / It's / all / for you / right / now.
13. Are / alone / traveling / you?
14. you / are / staying / Where?
15. How / your / long / is / trip?

**5. Make a response to each of the statements above. Compare them with a partner.**

**ROLE PLAY**

**Checking Passports**

**Cadet A.** *You are a police officer* providing checks in a city during a large-scale event. Ask Cadet B about his / her identity, origin and purpose of his / her visit to Russia.

**Cadet B.** *You are a foreign fan* coming to Russia to support your team / favourite sportsmen. Answer Cadet A's questions.

Act out the conversation, then change roles and act out it again.

ban <i>n / v</i> impose a ban (on) football banning order	запрещение / запрещать наложить запрет на что-л. запрет на посещение матчей
bar <i>v</i>	запрещать, препятствовать
breach <i>n / v</i>	нарушение (закона, обязательств) / нарушать
clash <i>n / v</i>	столкновение; конфликт / сталкиваться
combat <i>v</i>	бороться
detention <i>n</i>	задержание
deter <i>v</i> deterrent <i>n</i>	сдерживать; удерживать сдерживающий фактор, средство
duration <i>n</i>	продолжительность
fine <i>n</i> pay a fine	штраф платить штраф
fixture <i>n</i>	спортивное состязание
gentle <i>adj</i>	тактичный
hotspot <i>n</i>	«горячая точка», опасный район, злачное место
impose <i>v</i>	налагать, устанавливать, назначать, вводить (запрет)
issue ['ɪʃu:], ['ɪsju:] <i>v</i> be issued with	выдавать (официально предоставлять) получать
large-scale <i>adj</i>	крупномасштабный
legislation <i>n</i> legislative <i>adj</i>	законодательство, законы законодательный
offence <i>n</i>	правонарушение, преступление
pass <i>v</i>	принимать (закон)
patient <i>adj</i>	терпеливый
penalty <i>n</i>	наказание
police <i>v</i>	контролировать (поведение людей); охранять порядок
polite <i>adj</i>	вежливый

responsible (for) <i>adj</i> responsibly <i>adv</i>	ответственный ответственно, дисциплинированно
rough [ <i>rʌf</i> ] <i>adj</i>	грубый
stipulate <i>n</i>	предусматривать
sympathetic <i>adj</i>	благожелательный, сочувствующий
subject (to) <i>adj</i>	подчиненный (ч-л.)
threat [ <i>θreɪt</i> ] <i>n</i>	опасность, угроза
toughen [ <i>'tʌf(ə)n</i> ] <i>v</i>	ужесточать
tournament <i>n</i>	турнир, соревнование
troublemaker <i>n</i>	нарушитель порядка, спокойствия
unfeeling <i>adj</i>	бесчувственный, жестокий
warn <i>v</i> warning <i>n</i>	предупредить предупреждение

## SELF-ASSESSMENT MODULE II

### 1. Use the words below to fill in the gaps.

*deterrent, combat, minimise, acts, enhance, police*

1. Various legislative ... have been passed in an attempt to ... the effects of hooliganism.

2. They helped ... the problem and change the way law enforcers ... fans.

3. Football banning orders are the biggest ... to the threat of hooligan behavior.

4. Fan ID card helps to ... security levels preventing hooligans to get into games.

### 2. Use the words below to fill in the gaps, then make sentences using these phrases.

*confiscate, football related, Fan, Public Order, speak, combat, minimise, preventative, pass, international, visa-free, look*

1. .... ID

2. .... legislation

3. .... an act

4. .... hooliganism
5. .... Act
6. .... the problem
7. .... measure
8. .... passports
9. .... fixture
10. .... entrance
11. .... closely
12. .... slowly

**3. Give antonyms to the following words.**

*polite, patient, helpful, gentle, friendly, sympathetic, peaceful*

**4. Use the prepositions below to fill in the gaps.**

*before for to up to on up with from*

1. Football related laws are considered largely responsible ..... the control and even break ..... of many hooligan groups.
2. FBOs allow police to confiscate passports ..... five days ..... an international fixture.
3. Individuals who are subject ..... football banning orders can also be barred ..... using public transport ..... match days.
4. There are many supporters who've been issued ..... FBOs.

**5. Choose the correct word.**

1. **Could/Do** I see your ID please?
2. Please, speak more **slow/slowly**.
3. **Are/Do** you speak Russian?
4. **Are/Do** you understand me?
5. **Are/Do** you an English fan?
6. Your documents are all **right/over**.
7. Where do you come **from/in**?
8. Are you **travel/traveling** alone?
9. **Where/What** are you staying?
10. **How/What** long is your trip?

**6. Match the questions to the answers.**

1. Good evening. Police officer Demidov. Could I see your ID please?
2. What's your name?

3. Do you speak Russian?
4. Where do you come from?
5. What is the aim of your visit?
6. How long are you going to stay in Russia?

- a) No.
- b) Francisco Perez.
- c) Here you are!
- d) Travelling.
- e) Mexico.
- f) Till the end of this week.

**7. Answer the following questions.**

1. What is the aim of football-related legislation?
2. What acts were passed to combat football hooliganism?
3. What is a FBO?
4. What restrictions do fans issued with FBOs have?
5. What are advantages of a Fan ID?

# MODULE III

## KEY ROLES IN FOOTBALL POLICING

### READING 1

**Think and say.** What authorities are engaged to keep football matches safe and prevent spectator violence?

#### 1. Read the text and check your answers.

##### *Partnership, Cooperation and Engagement in Policing Football*

The principal role of the police in connection with football matches centres on crowd management and on preventing and responding to public disorder and criminality in public and private spaces (including football stadia).

Police match commanders, intelligence officers, liaison officers and spotters undertake important roles in meeting these objectives.

Effective policing and partnership between the police service and football clubs as well as police engagement with supporter groups have important role in preventing spectator violence. These are the significant components in ensuring that football matches are safe events where the risk of disorder is minimised.



[15]

#### 2. Match the words to their definitions.

- |                               |   |
|-------------------------------|---|
| <b>1</b> intelligence officer | <b>a</b> an officer who looks for or observes fans and their behaviour  |
| <b>2</b> liaison officers     | <b>b</b> secret service agent/man   |
| <b>3</b> spotter              | <b>c</b> an officer who acts as a link to assist communication or cooperation between police and football clubs |

**3. Discuss with a partner the following questions.**

1. What is the role of police regarding football matches?
2. What police officers are involved in policing football?
3. What authorities are responsible for football safety?

**READING 2**

**4. Read the text.**

*Police Commander*

The role of the police commander is to maintain law and order, assist the club with their responsibility for safety and crowd management where necessary. Match commanders have appropriate extensive training in public order tactics and safety, in keeping the peace and in human rights.

**5. Fill in the correct word from the list, then make sentences about the functions of the police match commander.**

*maintain assist crowd public keep appropriate*

- |         |               |         |            |
|---------|---------------|---------|------------|
| 1 ..... | the club      | 4 ..... | management |
| 2 ..... | law and order | 5 ..... | training   |
| 3 ..... | order tactics | 6 ..... | the peace  |

**WATCHING**

“Greater Manchester Police prepare for Old Trafford Football Association Cup match between Manchester United and Leeds United”<sup>1</sup>

**Before you watch**

**6. Remember the words:**

extend	выказывать; выражать
extend a warm welcome to	радушно встретить кого-л.
minority	меньшинство
spoil	портить
incite to	подстрекать к (чему-л.)
substantial	солидный; крупный

**7. Think and say.** What do you think John Graves, the police match commander, will speak about?

<sup>1</sup> Source: <https://www.youtube.com/watch?v=li3FWNsD3ZI>.

## While you watch

**8. Listen to John Graves and check your ideas. Does his speech include preventive / repressive / educational information? Choose the correct variant.**

**9. Watch again and complete the sentences.**

1. I like to \_\_\_\_\_ a really warm and friendly welcome to all supporters.

2. It is the opportunity for the fans to show the rest of the world all good about English \_\_\_\_\_.

3. There are \_\_\_\_\_ between the clubs.

4. Some great players played for both clubs, both clubs have got massive \_\_\_\_\_.

5. It's important we don't let a small minority spoil this occasion and incite to \_\_\_\_\_.

6. A \_\_\_\_\_ police operation will be in place around the stadium and throughout Greater Manchester.

7. It's important \_\_\_\_\_ play their part.

8. I welcome you here to Old Trafford to enjoy the game and to have a \_\_\_\_\_ and enjoyable experience.

## After you watch

**10. Discuss with a partner the way the police match commander addresses fans. Use information from the previous exercise and the adjectives from Exercise 13, Module II.**

### ROLE PLAY

### Address to Fans

*Work on your own.*

**Cadet A.** *You are a police officer.* You are preparing a welcome speech for fans. Plan what you need to speak about, for example: a welcome address, the atmosphere of the future fixture, police and fans joint efforts, respect and responsibility.

**Work in pairs.** Compare your ideas with your partner. Do you think your partner will be a good match commander?

Give a speech in front of your class.

## 11. Speak on the functions of the police match commander.

### READING 3

#### 12. Read the text.

##### *Football Liaison Officer*

The football **liaison** officer (FLO) acts as a link between the police and the club and other stakeholders<sup>1</sup>.

FLOs develop and **maintain** positive working relationships:

- to **enhance** spectator safety and
- **minimise** the risk of crime and disorder during football policing operations.

The Police Liaison Team increases police **capacity** for dialogue and communication with ‘risk’ fans, **assists** in the **avoidance** of police **coercion**.

#### 13. Match the words in bold from the text to their synonyms.

*force contact escaping ability improve reduce keep*

#### 14. In pairs, discuss the tasks of the football liaison officer and the Police Liaison Team.

### READING 4

#### 15. Read the text.

##### *Football Intelligence Officer*

The British National Criminal Intelligence Service established the Football Intelligence Section to effectively control hooliganism on the national front with the use of football intelligence officers (FIOs).

To reduce and **eliminate** hooliganism FIOs are **attached** to specific football clubs to:

- **gather** intelligence;
- develop offender-profiles and risk assessments;
- analyse data;
- “**spot**” any potential troublemakers / **ringleaders** / banned offenders;
- exchange information with other British and European police task forces.

---

<sup>1</sup> Заинтересованная сторона, заинтересованное лицо.

**16. Match the words in bold from the text to their synonyms.**

*collect, mark, gang leaders, remove, connect*

**17. In pairs, discuss the tasks of football intelligence officers.**

**READING 5**

**18. Look at the photo and answer the questions:**

- What is the officer with a camera doing?
- Why is he doing this?



**19. Read the text.**

[16]

*Police Football Spotter*

The police football **spotter** (spotter) has two main roles:

- to **provide** a football policing operation with live and **relevant** information and intelligence on supporter groups
- to act as a link between the police and a club's supporter community.

**20. Match the words in bold from the text to their definitions.**

1. \_\_\_\_\_ important or significant
2. \_\_\_\_\_ supply someone with, present (something useful or necessary)
3. \_\_\_\_\_ a person who looks for or observes a particular thing or an individual

**21. In pairs, discuss the tasks of football spotters.**

**READING 6**

**Think and say.** Are there football police officers in Russia?

**22. Read the first paragraph of the text. What is the text about?**

**23. Read the text and complete the table.**

<i>FOOTBALL RELATED OFFICERS</i>		
<i>Role</i>	<i>Functions</i>	<i>Relationship</i>
	<ul style="list-style-type: none"> <li>• to enhance spectator safety</li> <li>• minimise the risk of crime and disorder during football policing operations</li> </ul>	
		match commander
spotter		

*Dedicated Football Officer of Northamptonshire Police*

So when is your club’s dedicated football officer a ‘spotter’ or when is he ‘liaising’ and when is he gathering intelligence? The answer is simply that he is all three!

Northampton Town Football Club (FC) has their own dedicated football officer. Police Constable (PC) Nick Price is *a key liaison* with the club, fulfilling the functions of a FLO (see the job description above).



[17]

As well as the football liaison officer, your football officer is also the *football intelligence officer* with the tasks to:

- help determine the match category and resource levels deployed at any game;
- minimise the impact of anti-social behaviour or disorder;
- collect and forward on intelligence.

*Intelligence* in reality is almost anything you can think of, for example:

*How many buses are expected to arrive?*

*How many tickets are the clubs likely to distribute to away fans?*

*What behavior problems have been recorded among football fans?*

*How many arrests have been made at games?*

All information is collected in written prematch assessments and discussed in our weekly meeting to be sent to the match commander.

Then we finally get to a match day and this is when your football officer also takes on the role of a *spotter*, supported by other spotters from the local

area. Except duties covered by the United Kingdom Football Policing Unit (UKFPU), a spotter must:

- know the supporters;
- talk to them;
- maintain relationship with them (though talking and sharing information with the supporters is the football liaison role);
- know their travel routs, e.g.:

*Who travels together as a supporter club, or a family and friends group?*

*How will they travel?*

*Will they arrive early or late?*

*Will they go into the town first or direct to the ground?*

*How all of that may affect supporters' behavior?*

It may surprise you to know that your Football Officer knows who is likely to engage in or seek out disorder and in the majority of those cases will try to engage with them or intervene at every opportunity to avoid this.

**24. Fill in the words from the list, then make sentences using these phrases.**

*maintain, determine, enhance, send, collect, minimize,  
know (2), discuss, prematch*

1. .... spectator safety
2. .... the risk of crime and disorder
3. .... the match category
4. .... intelligence
5. .... the supporters
6. .... relationship with supporters
7. .... travel routs
8. .... assessments
9. .... to the match commander
10. .... in weekly meetings

**25. Find in the last paragraph of the text phrasal verbs which mean:**

1. .... establish a meaningful contact or connection with
2. .... participate or become involved in

**26. Complete the sentences with the correct prepositions.**

1. Over the past few years Northumbria Football Policing Team have been working closely with football clubs and partners **to engage** \_\_\_\_\_

young people and educate them about the consequences of causing trouble at a football match.

2. Each police officer **engaged** \_\_\_\_ spotting must be linked to a particular club.

3. Only a small minority of supporters **engage** \_\_\_\_ football hooliganism.

4. Modern policing strategies focus on the need **to engage** \_\_\_\_ supporters in order to create a safe environment in which to watch football.

5. A large number of police officers **are engaged** \_\_\_\_ securing all football matches in Serbia.

**27. Work in pairs. Speak on the duties of the Football Police Officer.**

**ROLE PLAY Prematch Assessment and Briefing**

*Work in groups of three or four.*

**Situation.** A weekly meeting is being held. Officers are going to discuss information concerning fans travelling to the tournament.

**Cadet A.** *You are the match commander.* Use the ideas below to prepare questions on the subject. Use the questions from the text if necessary.

**Cadet B.** *You are football police officers.* Use the ideas below to prepare what you are going to say to the match commander. Answer Cadet A’s questions. Try to comment of what you think may happen / happened.

<ul style="list-style-type: none"> <li>• the quantity of supporters</li> <li>• their route</li> <li>• the time and way of travel</li> <li>• tickets availability etc</li> </ul>	<p>... fans prepare to go to the tournament.</p> <p>... % of fans plan to travel without a ticket.</p> <p>... % will try to purchase tickets at the ground.</p> <p>... % plan to go to fan fests to watch the games.</p> <p>... % plan to head to bars and pubs</p>
---	---

Act out the conversation, then change roles to act out it again.

**READING 7**

**28. Read the text and discuss the tasks of UKFPU.**

*United Kingdom Football Policing Unit*

The United Kingdom Football Policing Unit (UKFPU), established in 2005, is funded and overseen by the Home Office and the Association of Chief Police Officers. It acts as the National Football Information Point

(NFIP) for the United Kingdom. The functions of the UKFPU are to: coordinate and disseminate national intelligence; coordinate intelligence abroad; coordinate policing preparations for tournaments; provide training for football related officers etc.

## READING 8

**Think and say.** What is the role of British Transport Police in policing football matches?

### 29. Read the article from the web page of British Transport Police and check your ideas.

#### *British Transport Police ahead of Scottish Cup Final*

British Transport Police (BTP) is well-prepared as thousands of supporters from all over the country **head** to Hampden Park for the Scottish Cup final.

A number of people, who have had a FBO are being contacted to be **reminded** of the conditions of the FBO and the need to behave **responsibly**.

BTP officers will be highly-visible at the main **hub** stations and officers will be carrying out more on-train patrols to make sure everyone attending the match can get there safely, securely and on time — and home again.

Officers will be wearing body-worn video cameras to photograph and record the movement and behaviour of supporters.

Alcohol **restrictions** will be placed on many ScotRail<sup>1</sup> services before and after the match, visible alcohol can be confiscated, anyone excessively under the influence of alcohol could be **refused** travel by train and miss the match.

### 30. Find in the text the English equivalents for the following word combinations.

1. Отправляются в Хамден парк на финал Кубка Футбольной ассоциации Шотландии;
2. Вести себя ответственно;
3. Быть на виду;
4. Осуществлять патрулирования поездов;
5. Оснащены видео камерами, закрепляемыми на теле;
6. Фиксировать передвижение и поведение болельщиков;
7. Вводить ограничения на алкоголь на многие поезда шотландских железных дорог;

---

<sup>1</sup> Шотландские железные дороги.

8. Конфискация алкогольной продукции;
9. В состоянии сильного алкогольного опьянения;
10. Отказать в проезде на поезде.

**31. Match the words in bold from the text to their synonyms.**

*tell again, reject,  
main and important, limit, go,  
correctly*



[18]

**32. Read the list of measures taken by British Transport Police to prevent football related violence. Match these statements to the sentences from the text above.**

- escorting trains before and after matches;
- patrolling stations where large numbers of fans are expected;
- monitoring the behaviour of fans and the routes they are taking;
- advising rail operators and football clubs to provide special train services to accommodate large numbers of fans;
- preventing alcohol being carried on trains;
- banning offenders from travelling by rail when matches are being played;
- using CCTV, uniform and plain clothes officers to identify those responsible and then take action against them.

**33. Write measures to be taken while preparing for large-scale events. Share your notes with your classmates.**

**ROLE PLAY Holding a Meeting with an Interpreter Involved**

*Work in groups.*

**Cadet A:** *You are a police officer of the Ministry of the Interior of Russia coming to Northampton, the UK to learn about duties and responsibilities carried out by officers policing football. Ask Cadet B about:*

- police officers and other law enforcement forces involved in policing football
- their responsibilities
- relationship with the fan community.

**Cadet B:** You are a police officer of the Northamptonshire police department (the UK). Answer Cadet A's questions.

**Cadet C:** You serve as an interpreter.

Act out the meeting, then change roles to act out it again.

### Module III

### Vocabulary List

accommodate <i>v</i>	обеспечивать, оказывать услугу
assessment <i>n</i>	оценка, оценивание
attach <i>v</i>	прикомандировать, работать (при организации)
avoid <i>v</i> avoidance <i>n</i>	избегать избегание
briefing <i>n</i>	инструктаж, постановка задачи; инструктивное, информационное совещание
capacity <i>n</i>	способность (что-л. делать)
centre (on) <i>v</i>	сосредотачиваться
closely <i>adv</i> work closely (with)	тесно работать в тесном сотрудничестве
coercion [kəʊ'ə:f(ə)n] <i>n</i>	насилие, применение силы (для подавления беспорядков)
condition <i>n</i>	условие
crowd <i>n</i>	толпа
dedicate <i>v</i> dedicated <i>adj</i>	посвящать (кого-л. чему-л.) назначенный, закреплённый
deploy <i>v</i> deploy resources	вводить в действие, разворачивать вводить в действие ресурсы
determine <i>v</i>	определять, устанавливать
disseminate <i>v</i>	распространять; передавать
eliminate <i>v</i>	устранять, покончить (с чем-л.)
engage <i>v</i> engage in engage with engagement <i>n</i>	вовлекать участвовать, вовлекать устанавливать контакт вовлечение, контакт

enhance <i>v</i>	усиливать, улучшать
hub <i>n</i> hub station	центр узловая станция
impact <i>n</i>	сильное воздействие; влияние
incite (to) <i>v</i>	подстрекать к (чему-л.)
intelligence <i>n</i> intelligence officer	информация, разведка офицер разведки
liaison [li'eiz(ə)n] <i>n</i> liaison officer	контакт, связь офицер по связям (при содействии которого осуществляется общение / взаимодействие между полицией и футбольным клубом)
link <i>n</i>	связь; соединение
live [laɪv] <i>adj</i>	оперативный, реальный
maintain <i>v</i>	поддерживать, защищать
miss <i>v</i>	пропустить
National Football Information Point (NFIP)	национальный футбольный информационный пункт
place <i>v</i>	установить
plain clothes <i>n</i> plain clothes officer	штатская одежда полицейский в штатском
profile <i>n</i>	характеристика, психологический портрет
provide <i>v</i> provide with some information	обеспечивать; снабжать предоставлять информацию
record <i>v</i>	записывать, регистрировать
refuse <i>v</i>	отказать
relevant <i>adj</i>	существенный; важный
remind <i>v</i>	напоминать
respond <i>v</i>	отвечать, реагировать
restriction <i>n</i>	ограничение
route <i>n</i>	дорога, путь

share <i>v</i>	делиться
spoil <i>v</i>	портить
spot <i>v</i> spotter <i>n</i>	увидеть, заметить споттер, сыщик, наблюдатель
undertake <i>v</i>	брать на себя (обязательства, функции)
wear <i>v</i> body-worn	носить прикрепляемый к телу

### SELF-ASSESSMENT MODULE III

#### 1. Use the words below to fill in the gaps.

*restrictions, ban, hub, highly-visible, confiscated,  
behave, escort, body-worn*

1. Before the event police remind supporters to ..... responsibly.
2. During match days BTP officers are ..... at the main ..... stations.
3. Police officers wear ..... video cameras to photograph and record the movement and behaviour of supporters.
4. Police ..... trains before and after matches.
5. Alcohol ..... are placed on many trains before and after the match.
6. Visible alcohol can be .....
7. Police ..... offenders from travelling by rail when matches are being played.

#### 2. Choose the correct word/words.

1. The main role of the police in connection with football matches centres on crowd **trouble/management** and on preventing and **responding to/causing** public disorder.
2. Match commanders have **responsibility/training** in public order tactics and safety.
3. The football liaison officer acts as a **link/commissioner** between the police and the club.
4. Football intelligence officers gather, analyse and **exchange/keep** information.
5. Spotters must know the supporters; talk to them; maintain **order/relationship** with them.

**3. Use the words below to fill in the gaps, then make sentences using these phrases.**

*eliminate, enhance, relevant, gather, enjoy, warm and friendly, minimise, develop, maintain, place, behave*

1. .... law and order
2. .... welcome
3. .... the game
4. .... spectator safety
5. .... the risk of crime and disorder
6. .... hooliganism
7. .... intelligence
8. .... offender-profiles
9. .... information
10. .... restrictions
11. .... responsibly

**4. Give synonyms to the following words.**

*gather, forward, relevant, enhance*

**5. Use the prepositions below to fill in the gaps.**

*under, with, out, against, in*

1. Only a small minority of supporters engage ... football hooliganism.
2. For the police it is relevant to engage ... supporters to create a safe environment.
3. Police carry ... duties all around the city.
4. Anyone being ... the influence of alcohol could be refused travel by train.
5. Police take actions ... those who break public order.

**6. Answer the following questions.**

1. What is the role of the police in connection with football matches?
2. What officers are engaged in Football Police Unit?
3. What are the tasks of football related officers?
4. What are the functions of the United Kingdom Football Policing Unit?
5. What measures are taken by British Transport Police to prevent football related violence?

# MODULE IV

## STADIUM SAFETY AND SECURITY

### UNIT I

#### *Stewards*

#### READING 1

**1. Read the text and say what persons are responsible for spectator safety.**

#### *Stadia Crowd Safety Personnel*

Stadia crowd safety is the responsibility of match organisers and clubs. The responsibility for safety management rests with the club safety officer. Both the safety officer and stewards work closely with police during a football police operation.

#### READING 2

**2. Read the text and say what safety officers' responsibilities are and where they manage operations during a match.**

#### *Safety Officer*

The club's safety officer holds overall control of operational safety management during an event. During an operation the safety officer is in command of a control point ("stadium control room"). Safety officers are responsible for the recruitment and training of all stewards.

#### READING 3

**3. Think and say.** What are stewards? What is their role at football matches?

**4. Read the text and check your ideas.**

#### *Stewards' Duties*

Stewards assist match organisers to enforce **regulation** of the stadium and help to **ensure** the safety of spectators. Their functions are **distinct** from but **complement** those of the police. According to FIFA Regulations, at some events, police or military personnel may be **employed** as stewards.

For a higher level of safety one steward per 100 of the **anticipated attendance** is required.

The *main tasks of a steward* include:

- searching a stadium before and during a match;
- welcoming, directing and looking after all spectators;
- **responding** to the spectator **complaints**;
- assisting in the safe operation of the stadium, in particular **supervising** and ensuring the safe entry and exit of spectators;
- enforcing the regulations of the stadium;
- responding to incidents and **emergencies** and
- assisting the police or emergency services as required.

**5. Look at the photo. What duty is the steward carrying out? Find the answer in the text.**



[18]

**6. Match the words / phrases in bold from the text to their synonyms.**

*add to, audience, expected, use, react, dangerous situation, guarantee, control, dissatisfaction, different, rule*

**7. Fill in the words from the list, then make sentences using these phrases.**

*supervise, search, direct, welcome, ensure, enforce*

1. .... a stadium
2. .... spectators
3. .... spectators
4. .... the entry and exit

- 5. .... the regulations
- 6. .... the safety

**8. Fill in the correct preposition, then make sentences using these phrases.**

*to per after*

- 1. look ..... spectators
- 2. respond ..... complaints
- 3. one steward ..... 100 fans

**9. In pairs, discuss stewards' main tasks.**

**READING 4**

**Think and say.** Are the standards of stewards' behaviour different from the Code of Police Ethics? What makes stewards visibly different from other officials?

**10. Read the text and check your ideas. Pay attention to the words in italics.**

*Standards of Behaviour and Appearance*

The code of behaviour and stewards' duties include being *polite*, and *nondiscriminatory*, *calm* and *assertive*, but *not aggressive*, being *properly dressed* and *focusing on duty fulfilment* which also means refraining from watching the match and celebrating goals.



[20]

All stewards should be clearly identifiable. This means wearing suitable clothing (a *high-visibility vest* and an *identification badge*) so that they can be quickly recognised by spectators, the police or other authorities.

**11. Match the pairs of adjectives opposite in the meaning.**

- |   |                   |   |                |
|---|-------------------|---|----------------|
| 1 | polite            | a | discriminatory |
| 2 | calm              | b | unsure         |
| 3 | nondiscriminatory | c | nervous        |
| 4 | assertive         | d | low-visible    |
| 5 | high-visible      | e | rude           |

**12. How many adjectives / phrases in italics can you remember without looking at the text? Make sentences using them.**

**13. Look at the photos below. What instruction is being violated by some stewards? Find in the text the sentence in which this duty is discussed.**



[21]



[22]

**14. Discuss with a partner stewards' code of behaviour. Is it difficult to obey the code? Why / Why not?**

Unit I  
Stewards

Vocabulary List

assertive <i>adj</i>	настойчивый
attendance <i>n</i> anticipated attendance	зрители ожидаемые зрители
badge <i>n</i>	бедж(ик)
calm <i>adj</i>	спокойный, невозмутимый
complaint <i>n</i>	жалоба; недовольство
direct <i>v</i>	направлять
emergency <i>n</i> emergency service	критическая (аварийная) ситуация служба спасения
enforce <i>v</i>	обеспечивать соблюдение
ensure <i>v</i>	обеспечивать
entry <i>n</i>	вход, въезд; проход
exit [ <i>'eksɪt</i> ], [ <i>'egzɪt</i> ] <i>n</i>	выход
fulfilment <i>n</i>	выполнение; исполнение
refrain (from) <i>v</i>	воздерживаться от (чего-л.)
regulation <i>n</i> FIFA regulations	правило, регламент регламент ФИФА
respond (to) <i>v</i>	отвечать, реагировать, отзываться на (что-л.)
rest on / with <i>v</i>	быть возложенным, лежать на ком-л. (ответственность, вина и т. п.)
safety <i>n</i> safety officer	безопасность сотрудник службы безопасности
steward / stewardess <i>n</i>	стюард, контролер-распорядитель
supervise <i>v</i>	контролировать, следить
vest <i>n</i>	жилет

## UNIT II

### Welcoming Spectators

#### READING 1

1. Greet your partner. Would you use the same phrase of welcome meeting unknown people (your foreign colleagues, spectators)?

#### 2. Read the text.

##### *Welcoming Spectators*

The public see you first at a venue. You should make their visit to the match **pleasant** and **enjoyable**.

✓ Make the people in the queue and inside the stadium feel **welcome**.

✓ Greet them in a **friendly** manner.

✓ Try to maintain a **positive** attitude throughout your conversation.

✓ Ask how you can help in a **courteous, non-threatening** way. For example, 'How can I help you Sir/Madam?'

✓ **Take responsibility** for any enquiry made to you and do all you can to resolve the issue.

✓ Provide supporters with the information they have requested, with courtesy and respect.

In a conversation, **active listening** is a very valuable skill. You will need to practise doing it carefully. If you listen properly, you will learn to hear what people are actually saying, and not what you want to hear, or just part of it.



[23]

### 3. Match the English and Russian equivalents.

1	venue	a	приятный, доставляющий удовольствие
2	enjoyable	b	очередь
3	attitude	c	место проведения соревнований
4	courteous	d	вежливый
5	queue	e	отношение
6	non-threatening	f	вопрос; расспрашивание
7	enquiry	g	решать
8	resolve	h	неугрожающий
9	properly	i	взять на себя ответственность
10	greet	j	должным образом; как следует; правильно
11	take responsibility	k	приветствовать; здороваться

### 4. Fill in the words from the list, then make sentences using these phrases.

*take, ask, make, maintain, listen, resolve, greet, how, provide*

1. .... the people feel welcome
2. .... supporters in a friendly manner
3. .... a positive attitude
4. .... in a courteous, non-threatening way
5. .... the issue
6. .... supporters with courtesy and respect
7. .... responsibility for any enquiry
8. .... properly
9. .... can I help you

### 5. How many adjectives / phrases in bold can you remember without looking at the text? Make sentences using them.

## SPEAKING ACTIVITIES

### Greeting and Parting Spectators

**6. Learn different meanings of the word “welcome”. Study the examples. Find some of these phrases in the text and translate them.**

welcome <i>v</i>	приветствовать (кого-л.); (радушно) принимать, встречать
welcome <i>adj</i>	желанный
welcome <i>n</i>	приветствие, радушный приём
You are welcome!	Добро пожаловать! Пожалуйста, не стоит благодарности, не за что (в ответ на благодарность)
feel welcome	ощущать гостеприимство
make someone welcome	оказать кому-л. очень дружеский приём
Make tourists feel welcome here	Пусть туристы чувствуют, что им здесь рады
We welcome you to the stadium	Рады видеть вас на нашем стадионе
Welcome to Saint Petersburg	Добро пожаловать в Санкт-Петербург



**7. Translate the following sentences from Russian into English.**

1. Мы рады видеть вас в нашей стране.
2. Мы рады видеть вас в Санкт-Петербурге.
3. Мы рады видеть вас на нашем стадионе.
4. — Спасибо за информацию. — Не за что.
5. Добро пожаловать в Санкт-Петербург!
6. Правило номер один — гость всегда должен чувствовать себя желанным.
7. Вы можете воспользоваться услугами, предлагаемыми на стадионе.
8. Пусть болельщики, приехавшие в Россию, чувствуют, что им здесь рады.

**8. Fill in the table with formal and informal greetings / introductions.**

1. Good morning / afternoon / evening.
2. What's up!

3. Hi / Hello.
4. Hello Sir, how are you?
5. How are you?
6. Pleased to meet you
7. How are you doing?
8. How do you do?

<i>GREETINGS / INTRODUCTIONS</i>	
	<p><i>Formal</i></p> <p>1 _____</p> <p>2 _____</p> <p>3 _____</p> <p>4 _____</p>
	<p><i>Informal</i></p> <p>5 _____</p> <p>6 _____</p> <p>7 _____</p> <p>8 _____</p>

**9. Match the greetings / introductions (1–8) to the responses (a–h).**

RESPONSES			
<i>Formal</i>		<i>Informal</i>	
a	Very well, thank you. And you?	e	Fine / Great. How about you?
b	Nice /Glad to meet you	f	Hi, how are you doing?
c	Good morning / afternoon / evening	g	Nothing / Not much
d	How do you do	h	I'm okay. Thanks

**10. Match the sentences to the responses.**

FORMAL GOODBYE			
<i>Sample sentence</i>		<i>Sample response</i>	
1	It was nice meeting you	a	Thank you. You too
2	Nice to meet you. Have a good day	b	It was nice meeting you too.
3	Have a good day	c	Goodbye
4	Goodbye	d	Same to you

INFORMAL GOODBYE			
<i>Sample sentence</i>		<i>Sample response</i>	
1	Nice meeting you	a	Bye!
2	Take care	b	See you later
3	See you	c	You too
4	Bye	d	

**11. Fill in the tables using the information above.**

FORMAL CONVERSATION			
<i>Greetings / Introductions</i>		<i>Goodbyes</i>	
<i>Sample sentence</i>	<i>Sample response</i>	<i>Sample sentence</i>	<i>Sample response</i>

INFORMAL CONVERSATION			
<i>Greetings</i>		<i>Goodbyes</i>	
<i>Sample sentence</i>	<i>Sample response</i>	<i>Sample sentence</i>	<i>Sample response</i>

**12. Complete the dialogues. Are they formal / informal?**

**A**

<i>Fine</i>	<i>off</i>	<i>you</i>	<i>Bye</i>	<i>Hi!</i>	<i>and you</i>
-------------	------------	------------	------------	------------	----------------

- Hello!
- \_\_\_\_\_.
- How are \_\_\_\_\_?
- Great, thanks, \_\_\_\_\_?
- \_\_\_\_\_, thanks.
- Well, I'm. \_\_\_\_\_.
- \_\_\_\_\_.

**B**

<i>Thank you</i>	<i>Good afternoon</i>	<i>You too</i>
<i>How are you?</i>	<i>Have a good day</i>	

- \_\_\_\_\_.
- Good afternoon. \_\_\_\_\_.
- I'm very well, thank you. And you?
- I'm fine. \_\_\_\_\_.
- Nice to meet you. \_\_\_\_\_.
- Thank you. \_\_\_\_\_.

**13. Read the dialogues in pairs.**

**14. Respond to the following statements.**

1. Glad to meet you. ....
2. Good afternoon! .....
3. Good morning! .....
4. Hello Sir, how are you? .....
5. Goodbye! .....
6. Hi! .....
7. How are you doing? .....
8. How are you? .....
9. .... Thank you. You too.
10. .... Same to you.

**15. Translate some conversations from Russian into English.**

**A**

- Здравствуйте, Оуэн Ньюбери. Как поживаете?
- Добрый вечер. Благодарю.

- Рад Вас видеть. Всего доброго!
- Спасибо, Вам того же.

### В

- Здравствуйте.
- Здравствуйте.
- Рады видеть Вас на нашем стадионе.
- Спасибо за теплый прием.
- Доброго дня.
- Вам того же.

### С

- Привет, как дела?
- Отлично.
- Приятно было увидеться. Пока!
- Пока!

## 16. Work in pairs. Make up greeting and parting conversations and act them out.

### Unit II

### Vocabulary List

#### Welcoming Spectators

attitude <i>n</i>	отношение
courtesy <i>n</i> courteous <i>adj</i>	учтивость, вежливость вежливый
enquiry <i>n, Brit</i> inquiry <i>n, Amer</i>	вопрос; запрос расспрашивание
greet <i>v</i>	приветствовать; здороваться
issue <i>n</i> resolve the issue	вопрос, проблема решать, улаживать вопрос
queue [kju:] <i>n</i>	очередь
request <i>n/v</i>	просьба / просить
responsibility <i>n</i> take responsibility	ответственность (за что-л.) взять на себя ответственность
welcome <i>v</i>	приветствовать (кого-л.); (радушно) принимать, встречать

## SELF-ASSESSMENT MODULE IV

### Units I-II

#### 1. Use the words below to fill in the gaps, then make sentences using these phrases.

*supervise, search, direct, welcome, ensure, enforce*

1. .... a stadium
2. .... spectators
3. .... spectators
4. .... the entry and exit
5. .... the regulations
6. .... the safety

#### 2. Use the prepositions below to fill in the gaps.

*to, before, after, with, during*

The main tasks of a steward include: searching a stadium (1)..... and (2)..... a match; welcoming, directing and looking (3) ..... all spectators; responding (4) ..... the spectator complaints. Stewards provide supporters (5) ..... the information they have requested.

#### 3. Use the words and phrases in the lists below to complete the dialogue.

*Good afternoon; You too; How are you? Have a good day*

A: \_\_\_\_\_.

B: Good afternoon. \_\_\_\_\_.

A: I'm very well, thank you. And you?

B: I'm fine.

A: \_\_\_\_\_.

B: \_\_\_\_\_.

*UNIT III*  
*Asking for and Giving Directions*  
*inside a Stadium*

**1. Read the statement below. Do you agree or disagree with the author. Give your reasons.**

“Security is for me more than just a police matter.  
Security also means that visitors should feel at home,  
that they should feel welcome and  
be able to find their way around easily.”

*Jürgen Beck, Deputy Mayor of Stuttgart, Germany*

**2. Answer the questions.**

Who is sitting opposite me?

Who is sitting behind Maxim (Alex, ...)?

Who is sitting next to Helen (Ann, ...)?

**3. Study the table and translate the sentences paying attention to the prepositions.**

<b>Prepositions of place and direction</b>	
<p>on      in      at</p> <p>next to / beside</p> <p>opposite</p> <p>in front of / before</p> <p>behind</p> <p>at the top of</p> <p>at the bottom of</p> <p>between</p> <p>at the end of</p>	<p>past</p> <p>along</p> <p>straight ahead</p> <p>to the left (right)</p> <p>on the left (right)</p> <p>up (down)</p> <p>round the corner</p>

1. The lift's **at the end of** the concourse.
2. The toilets are **on the left, just before** the programme kiosk.
3. It's **at the top of** the stairs, **to the left of** the information desk.
4. It's **opposite** the bar.

5. This section is **next to** the entrance.
6. You'll find the first aid point **on the right, past** the lift.
7. The security point is **round the corner**.
8. The men's toilet is **past** the bar, **up** the stairs, and **directly to the right**.
9. The store is **just past** accessible toilets. You can't miss it.
10. ATM is **between** emergency stairs and the public phone.

**4. a) Draw a picture in your copy book. Follow the instructions.**

A man is sitting on the chair in the 5th row of section 109. His bag is under the chair. There is a bottle of water in the bag. The man is sitting next to a woman. The woman is sitting between the man and a young girl. A large banner is behind them. They are sitting in front of fans cheering the players. The family area is opposite them. A steward is standing beside them at the exit. There are also some other stewards at the top and at the bottom of the staircase.

**b) Compare your drawings with a partner. Describe your picture without looking at the text.**

**5. Study the map of Westpac Stadium (Wellington, New Zealand) on page 61. Find on the map facilities described below.**

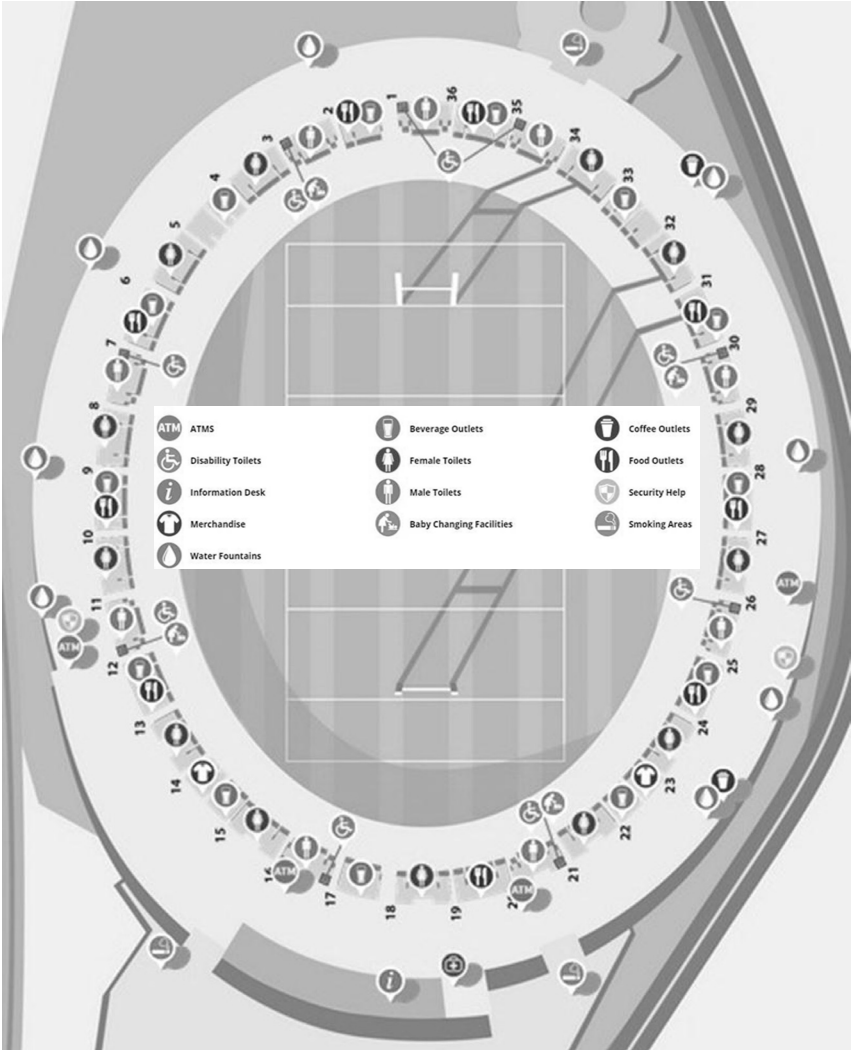
1. *Water fountains* are located in front of Aisles 9, 11.
2. \_\_\_\_\_ are located near all seating blocks around the concourse at Aisle 7, 13, 24 and sell the same products.
3. \_\_\_\_\_ are next to Aisles 3, 12, 21.
4. \_\_\_\_\_ is opposite Aisle 19.
5. \_\_\_\_\_ is opposite Aisle 23 next to the Water Fountain.

**6. Work in pairs. Find on the map the following facilities: Security Help Points, Information Desk, ATMs. Where are they located?**

**7. Put the words / word groups in the correct order to make sentences.**

1. Reception / the main / is / on / by / the right / entrance.
2. Accessible / Section 241 / are / toilets / opposite.
3. The staircase / is / past / your left / just / on / the bar.
4. The information point / is / at the top / of the stairs / to the left of / kiosk / the ice cream.

5. The lift / the end / is / of the corridor / at.
6. Section 23 / at / the far / is / end / of the concourse.
7. The toilets / before / on / are / just / the left / the exit.
8. The security point / Section 14 / next / is / to / just.
9. The stairway / over / is / there / the corner / around.
10. The Bobby Moore Room / is / level / the first / on.



[26]

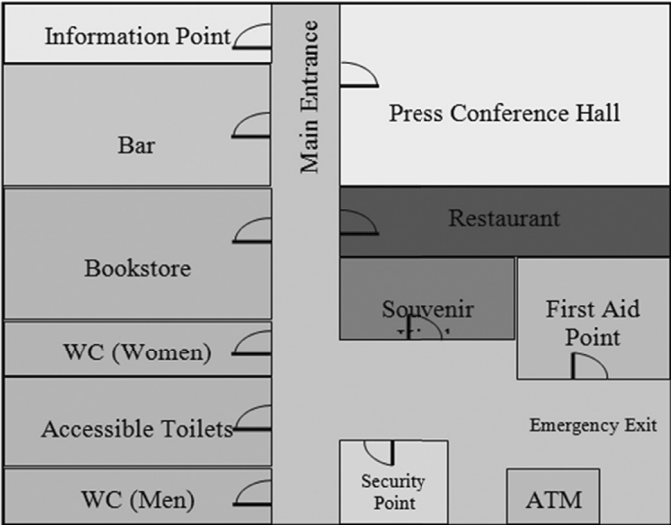
8. Look at the photo of a concourse of Wembley stadium. Make up sentences paying attention to the prepositions of place.



[27]

e.g. The info point is **on the left just before** Block 241.

9. a) Study the plan. Match the questions and answers below.



‘Where is the Security Point?’

1. ‘Excuse me, where are the Women’s Toilets?’
2. ‘Can you tell me where the Souvenir Kiosk is, please?’
3. ‘How do I get to the Emergency Exit?’

- a. They’re just past the bookstore.
- b. It’s at the end of the concourse, opposite the Souvenir Kiosk.
- c. Go along the hall. Turn left just past the Souvenir Kiosk. It’s the door straight ahead.
- d. It’s on your left next to the Restaurant.

**b) Work in pairs. Guess what facility your partner is speaking about.**

*e.g. “It’s at the end of the concourse, opposite the Souvenir Kiosk. What’s this?”*

*“It’s the Security Point.”*

*“That’s right.”*

**10. In pairs, look at questions 1–4 from Exercise 9 and find an example of:**

- 1) a question where an auxiliary verb has been added to make the question.
- 2) a question where an auxiliary verb and subject have been inverted to make the question.
- 3) a question where the word order is the same as in an affirmative sentence.

**REMEMBER!**

**Question formation**

---

Use *indirect questions* when you want to ask a question in a more polite way.

*Where does he come from? (direct)*

*Could you tell me where he comes from? (indirect)*

In indirect questions the order is subject +verb.

*Can you tell me where it is?*

Don’t use *do / did* in the second part of the question.

Do you know where he comes from?

---

**11. Work in pairs. Ask indirect questions to the statements of Exercise 7.**

**12. Read the signs. Give the directions to you partner. What other directions with these verbs do you know?**

← Turn left

Turn right →

Go straight on ↑

**13. Fill in the right verb.**

*take walk turn go come*

1. .... past the bar
2. .... through the sitting area
3. .... straight through that door
4. .... out of the lift
5. .... along the concourse
6. .... the lift to the fourth floor
7. .... up / down the stairs
8. .... a left
9. .... immediately left

**14. Give English equivalents to the following Russian sentences.**

1. Идите прямо.
2. Поверните налево сразу же за сувенирным киоском.
3. Пройдите мимо сувенирных киосков, расположенных слева от вас.
4. Поднимитесь на лифте на 4 этаж и сразу поверните направо.
5. Женский туалет расположен на первом этаже, сразу же за баром.
6. Идите по коридору, поверните направо, выход расположен в конце коридора.

**14. Complete the dialogues with the words in the boxes.**

**A**

*past do turn take along out of*

- Spectator* Excuse me, how ... I find Section 247?  
*Steward* ..... the lift to the second floor. Turn left when you come  
..... the lift. Walk..... the concourse. Go ..... the bar and  
programmes point to get to Section 247.

*Spectator* I think I've got it. 2nd floor, turn right and  
*Steward* ..... left, please.  
*Spectator* Oh thank you.  
*Steward* You are welcome.

### B

<i>down</i>	<i>straight</i>	<i>left</i>	<i>ground</i>
-------------	-----------------	-------------	---------------

*Spectator* Could you tell me how to get to the Child Care Room, please?  
*Steward* Good afternoon, Ms. The child centre is on the ..... floor. Please go ..... the hallway. Take the escalator ..... one floor. The centre is on your .....  
*Spectator* Thanks a lot.  
*Steward* You're welcome, Ms.

### C

<i>past</i>	<i>in the middle</i>	<i>round</i>	<i>just past</i>	<i>tell</i>
	<i>miss</i>	<i>along</i>	<i>right</i>	

*Spectator* Excuse me. Can you ..... me where I can book<sup>1</sup> a tour around the stadium?  
*Steward* Unfortunately I don't know. Please contact the Info point. It's ..... of the North stand. Go ..... the press centre. Turn ..... and the Info point is just ..... the corner.  
*Spectator* So, I  
*Steward* Just go ..... the concourse and turn right ..... the press centre. You won't ..... it.  
*Spectator* Oh thank you.  
*Steward* You are welcome.

<sup>1</sup> Заказывать; бронировать.

**15. Read the dialogues in pairs.**

**ROLE PLAY Asking for and Giving Directions inside a Stadium**

**Situation:** You are trying to find some facilities at the stadium. Ask a steward to help you.

**Cadet A.** *You are a spectator* looking for some facilities at the stadium. Ask Cadet B to help you.

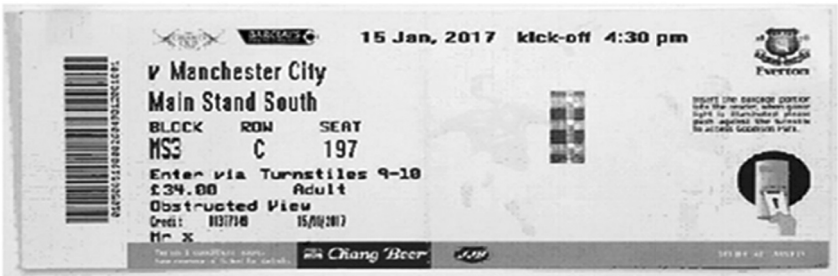
**Cadet B.** *You are a steward.* Answer Cadet A's questions. Give directions. Act out the situation, then change roles and act out it again.

**16. Think and say.** What should one know to find a seat at a venue?

**17. Study the ticket and fill in the table.**

<i>Stand</i>	<i>Block</i>	<i>Row</i>	<i>Seat</i>	<i>Turnstile</i>

**18. Look at the ticket and the row and seating plan. Complete the sentences.**




Your stand, \_\_\_\_\_ (section, aisle), \_\_\_\_\_, *seat* and \_\_\_\_\_ (entry gate) will be printed on your ticket. Stewards will be on hand to help you find your *seat* if you are unsure where to go.

*Seat rows* can be lettered. The rows start with \_\_\_\_\_ at the bottom and go to \_\_\_\_\_ at the top. Two letters never appear in any row. They are \_\_\_\_\_ and \_\_\_\_\_.

Seats are numbered with Seat 1 starting on the \_\_\_\_\_ if one is sitting facing the field.

The number of \_\_\_\_\_ in each row varies by section and row.



**19. Match the pictures with the description of the route.**

*Route Description in Goodison Park, Liverpool, England*

1. This route starts in the Main Stand Concourse. The bar is on your left.
2. Walk ahead. The staircase is just past the bar.
3. Turn left and go straight to the staircase.
4. Go up the stairs.
5. You are on the top of the stairs.
6. Go down the stairs.
7. Here we are. You are at Seating Block MS3. Your row is C. Your seat number is 197. Enjoy the match.



[a]



[b]



[b]



[c]



[d]



[e]

[28]



[f]



[g]

**20. Complete the dialogues with the words in the boxes.**

**A**

<i>through</i>	<i>seat #</i>	<i>down</i>	<i>ahead</i>	<i>just past</i>
	<i>row</i>	<i>at the end</i>		

*Spectator* Excuse me, I can't find my seat, could you help me?  
*Steward* Good evening, Sir. May I see your ticket?  
*Spectator* Here it is.  
*Steward* Your Section is 341, ... N and your ... is 9. Look, we are at Section 316. Your section is farther, ... of the concourse. Go straight ... the concourse. You'll find your Section on the left, ... the Book Kiosk. Walk ... the Section entrance and go ... the stairs.  
*Spectator* Thank you.  
*Steward* Welcome.

**B**

<i>next to</i>	<i>on your right</i>
----------------	----------------------

*Spectator* Excuse me, could you tell me how to find my seat?  
*Steward* Good evening, Sir. Will you show me your ticket?  
*Spectator* Here it is.  
*Steward* Go down. The rows are lettered ... Your row N is ... P.  
*Spectator* Thank you.  
*Steward* Not at all.

## C

*after trouble missed up*

- Spectator* I'm awfully sorry. Let me trouble you with one more question. I still have problems finding my seat.
- Steward* Oh, sir. You ... your row. There is no row O and your row N comes immediately ... row P. You should go ... Please, follow me. Here is your row.
- Spectator* Thank you very much.
- Steward* You are welcome. No ... at all.

## D

*past wheelchair feel find show stand  
make in front of enjoy*

*Steward* Good evening, Sir. How can I help you?

*Spectator* Please could you help me to ... my place?

*Steward* ... me your ticket, please. So, West ..., Level 5. I'll show you to your seat. ... platform is just ... Block 539, ... the Information Point.

*Spectator* Thank you.

*Steward* Here we are. Your seat number is 4, am I correct? ... yourself comfortable. ... the game. Please ... free to contact me if you need any help.



[29]

### 21. Read and act the dialogues.

**22. Read the proverb and give its Russian equivalent “Don't trouble trouble until trouble troubles you”. Find in the dialogue C sentences with the word “trouble” and translate them.**

**ROLE PLAY Finding the Seat at the Stadium**

**Situation:** You are trying to find your seat at the stadium. Ask a steward to help you.



**Cadet A.** *You are a spectator looking for your seat. Ask Cadet B to help you.*

**Cadet B.** *You are a Steward. Answer Cadet A’s questions.*

[31]

Give directions and help to find the seat.

Act out the conversation, then change roles and act out it again.

*Unit III*

**Vocabulary List**

*Asking for and Giving Directions inside a Stadium*

accessible <i>adj</i> accessible toilets	доступный туалеты для людей с ограниченными возможностями
aisle [ <i>ai</i> l] <i>n</i>	проход (между рядами)
allow <i>v</i>	позволять, разрешать
appropriate <i>adj</i>	соответствующий
ATM (Automatic Teller Machine)	банкомат
behind <i>prep</i>	за, сзади, позади
beside <i>prep</i>	рядом с; близ, около
beverage <i>n</i>	напиток
block <i>n</i>	сектор
bottom <i>n</i> at the bottom	низ, нижняя часть в самом низу
concourse <i>n</i>	фойе, вестибюль
directly <i>adv</i>	прямо, в прямом направлении

disability <i>n</i> disability toilets	нетрудоспособность; инвалидность туалеты для людей с ограниченными возможностями
emergency <i>n</i> emergency exit emergency services  emergency stairs	чрезвычайное положение запасной выход экстренные службы (полиция, пожарные)  пожарная лестница
face <i>v</i>	выходить, быть обращённым (к чему-л.)
facility <i>n</i>	заведение, учреждение, объект
feel <i>v</i> feel free	чувствовать не стесняться (сделать что-л.)
floor <i>n</i> ground floor first floor	этаж, ярус первый этаж второй этаж (брит), первый этаж (амер)
go <i>v</i> go straight (ahead) go along (the concourse)	идти, ехать идти прямо идти вдоль (фойе)
letter <i>v</i>	помечать буквами
miss <i>v</i>	пропустить
next to <i>prep</i>	рядом с
opposite <i>prep</i>	напротив, с другой стороны
past <i>prep</i> just past go past	мимо сразу за пройти мимо
point <i>n</i> security point	место, пункт служба безопасности
refuse <i>v</i>	отказывать
row [rəu] <i>n</i>	ряд
round <i>prep</i>	за, вокруг, кругом
section <i>n</i>	сектор
souvenir [su.v(ə)'niə] <i>n</i>	сувенир

stand <i>n</i>	трибуна
take <i>v</i>  take the lift / escalator take the lift down / up	использовать (какие-л.) средства передвижения  поехать на лифте / эскалаторе поехать на лифте вниз / вверх
top <i>n</i> at the top	верхушка, вершина наверху (лестницы)
turn <i>v</i> turn left / right	поворачивать повернуть налево / направо
turnstile <i>n</i>	турникет
walk <i>v</i> walk ahead walk along walk through	идти идти вперед идти по (вдоль) идти через
wheelchair <i>n</i>	инвалидная коляска

**SELF-ASSESSMENT-MODULE IV**  
**Unit III**

**1. Use the prepositions below to fill in the gaps.**

*on, to, at, around, past, opposite*

1. The lift is ..... the end of the corridor.
2. The kiosk is ..... the corner.
3. The staircase is .... your left, just ..... the bar.
4. The security point is just next .... Section 11.
5. First Aid Point is ..... Section 240.

**2. Give antonyms to the following words.**

*at the beginning of, on the left, just past, far from, behind,  
at the bottom, up*

**3. Fill in the gaps with words/phrases from the list to complete dialogues.**

*go down; may I see your ticket; row; go past; could you help me; turn left; on your right; walk through; walk along; how do I find Section 247; next to; seat number; take the lift*

- 1 A: Excuse me, 1) \_\_\_\_\_?  
B: 2) \_\_\_\_\_ to the second floor. 3) \_\_\_\_\_ when you come out of the lift. 4) \_\_\_\_\_ the concourse. 5) \_\_\_\_\_ the bar and programmes point to get to Section 247  
A: Oh, thank you.  
B: You are welcome
- 2 A: Excuse me, I can't find my seat, 6) \_\_\_\_\_?  
B: Good evening, Sir. 7) \_\_\_\_\_?  
A: Here it is.  
A: Your Section is 341, 8) \_\_\_\_\_ N and your 9) \_\_\_\_\_ is 9. Look, we are at Section 316. Your section is further, at the end of the concourse. Go straight along the concourse. 10) \_\_\_\_\_ the Section entrance and 11) \_\_\_\_\_ the stairs.  
B: Thank you.  
A: Welcome.
- 3 A: Excuse me, could you tell me how to find my seat?  
B: Good evening, Sir. Will you show me your ticket?  
A: Here it is.  
B: Go down. The rows are lettered 12) \_\_\_\_\_. Your row N is 13) \_\_\_\_\_ P.

## UNIT IV

### Ground Regulations

#### READING 1

**Think and say.** What are your designated areas while being on duty or maintaining public order during football matches / public events such as Victory Day?

#### 1. Read the text.

##### *Designated Area*

At a match a steward is a member of a team, with responsibility for a specific area, where he/she is positioned. This is called the designated area.

Football match designated areas, where stewards are usually placed, are:

- ✓ turnstiles
- ✓ exits
- ✓ queue control barriers
- ✓ escalators / stairways
- ✓ restricted zones
- ✓ car parks.

When arriving at the designated area a steward needs to:

- ✓ check the area to ensure it is safe (for example, no wet floors or dangerous wiring<sup>1</sup>);
- ✓ check that the safety equipment is in place (for example, fire extinguishers);
- ✓ check the turnstiles are working properly;
- ✓ search the area to ensure there are no suspicious packages.



[31]



<sup>1</sup> Электропроводка.

If the designated area is where people enter or exit from a venue, stewards have specific roles to perform. For example, they might be required to: meet and greet spectators, check tickets, send people to the appropriate area (e.g. VIP area or specific stands), search people, refuse entry to people.

## 2. Match the pictures above with the definitions.

1. \_\_\_\_\_ metal cylinder which contains water or chemicals at high pressure which can put out fires.

2. \_\_\_\_\_ a mechanical gate consisting of revolving horizontal arms fixed to a vertical post, allowing only one person at a time to pass through.

3. \_\_\_\_\_ anything that doesn't belong where it is located. It may fit into the surroundings or it may be totally out of place; any item suspected of being an explosive device

## 3. Find in the text the English equivalents for the following words / word combinations.

- 1) участок (зона ответственности)
- 2) турникет
- 3) выход
- 4) барьеры для направления движения очереди
- 5) запретная зона
- 6) проверять
- 7) убедиться в том, что территория безопасна
- 8) оборудование для обеспечения безопасности в наличии и в рабочем состоянии
- 9) турникеты работают нормально
- 10) подозрительный пакет
- 11) встречать болельщиков
- 12) направлять людей в соответствующий сектор
- 13) досматривать
- 14) отказать во входе

**4. Fill in the correct word from the list, then make sentences about stewards' functions at the designated area.**

*suspicious, fire, check, send, work, search, designated, safety, refuse, meet*

1. .... areas
2. .... the area / the turnstiles / tickets
3. .... equipment
4. .... extinguishers
5. .... properly
6. .... the area / people
7. .... packages
8. .... spectators
9. .... to the appropriate area
10. .... entry

**5. Discuss with a partner the following questions.**

1. What are football match designated areas?
2. What are stewards' responsibilities at the designated area?
3. What are stewards' functions at the entrance of a stadium?

**READING 2**

**Think and say.** What can spectators be prohibited from entering sports venues for?

**6. Read the text.**

*Admitting and Refusing Entry*

Approaching and entering a stadium is the first and most influential contact between stewards and spectators on an event day. Posters with Ground Regulations are displayed at the entrances to and inside the stadium. Stadium (ground) regulations **set out** conditions of entry, behavioural codes of **conduct** for spectators, **prohibited** items and other information.

The following types of behaviour are expressively forbidden:

- ✓ entering a stadium when drunk or in possession of alcohol;
- ✓ throwing any object at or towards the **pitch** or spectator areas;
- ✓ entering the pitch without lawful **excuse**;
- ✓ **indecent** or racist chanting;
- ✓ the use of threatening behaviour;

✓ entering a part of the ground reserved for supporters of the opposing team;

✓ climbing onto or into stands, buildings, fences, structures within the stadium or ground;

✓ ticket touting;

✓ smoking in any area inside the stadium.

The Regulations give the stewards the right to search any or all spectators and to **remove** offenders from the stadium.

### 7. Match the English and Russian equivalents.

1	remove	a	взбираться, влезать
2	pitch	b	оскорбительный
3	throw	c	скандировать
4	indecent	d	поле
5	chant	e	бросать
6	threaten	f	трибуна
7	climb	g	ограждение
8	stand	h	удалять
9	fence	i	угрожать
10	tout	j	запрещать
11	excuse	k	иметь
12	set out	l	устанавливать, разъяснять
13	prohibit	m	спекулировать билетами
14	possess	n	причина

### 8. Complete the sentences with the words in the box.

*climbing   remove   threatening*  
*threw   chanting   possession*

1. Police were called to help stewards \_\_\_\_\_ seven West Ham United supporters for standing in a corner block of the London Stadium.

2. Valencia fans \_\_\_\_\_ a plastic bottle with water inside, various lighters at Barcelona's players.

3. Chelsea Football Club had the most supporters arrested for racist or indecent \_\_\_\_\_ during the 2011/12 season, according to Home Office statistics.

4. There were numerous police reports about fans \_\_\_\_\_ light poles<sup>1</sup>.

5. It is an offence in Scotland to be in \_\_\_\_\_ of alcohol or be drunk.

6. Only the police cordon could stop his \_\_\_\_\_ behaviour.

**9. Match the words in bold from the text to their synonyms.**

*forbidden, behavior, explain, offensive, playing field, reason, take away*

**10. Match the words with the definitions.**

*chanting, climbing, display, entrances, touting*

1. \_\_\_\_\_ moving with effort, typically using both hands and feet, especially into or out of a confined space

2. \_\_\_\_\_ selling (a ticket) for an event at a price higher than the official one

3. \_\_\_\_\_ a repeated rhythmic phrase, typically one shouted in unison by a crowd

4. \_\_\_\_\_ an opening, such as a door, passage, or gate, that allows access to a place

5. \_\_\_\_\_ put (something) in a prominent place in order that it may readily be seen

**11. Fill in the correct preposition, then make sentences using these phrases.**

*for out onto from in onto inside*

1. throw objects \_\_ the pitch

2. set \_\_ conditions

3. smoke \_\_\_ the stadium

4. \_\_ possession of alcohol

5. the ground reserved \_\_ supporters

6. climb \_\_ fences

7. remove \_\_\_ the stadium

---

<sup>1</sup> Фонарный столб.

**12. Fill in the words from the list, then make sentences using these phrases.**

*climb, throw, enter, display, set out, indecent, spectator,  
lawful, prohibited, opposing, possession, the right,  
threatening, remove*

1. .... at the entrances
2. .... conditions of entry
3. .... items
4. .... of alcohol
5. .... objects
6. .... areas
7. .... the pitch
8. .... excuse
9. .... chanting
10. .... behaviour
11. .... team
12. .... onto fences
13. .... to search
14. .... offenders

**13. With a partner, discuss the questions.**

1. What are Stadium regulations?
2. Where can one find them?
3. What do the regulations forbid?
4. What rights do they give to stewards?

**Reading 3**

**14. Scan the extract from the match day information guide of Chelsea Football Club and choose the most suitable headings from the list (A–G) for each part (1–6) of the text. There is one extra heading which you don't need to use.**

- A. Spectators' behaviour
- B. Care of tickets
- C. Ticketing
- D. Persistent standing
- E. Entry to the stadium
- F. Prohibited items
- G. Time the stadium to be opened



[31]

### *Turnstiles and Ground Regulations*

(1) Turnstiles usually open two hours **prior to kick-off** for weekend matches and one hour and 30 minutes prior to kick-off for evening matches.

(2) Please keep your ticket safe and take care not to damage, fold or otherwise **deface** the ticket as Chelsea Football Club will not accept responsibility if due to its condition entry cannot be obtained.

(3) **Customers** will be asked to show their match ticket for a visual inspection prior to being searched by stewards. Customers will notice that each ticket has a barcode and this is to be simply entered into the electronic reader at the turnstile. When the light goes green, walk **forward** through the turnstile.

(4) We want all customers to be able to enjoy their visit and support their team in a safe and secure environment. To help achieve this for the **benefit** of all customers Chelsea Football we ask not to use **foul** and abusive language or behaviour. Discriminatory behaviour of any sort is unacceptable and Chelsea Football Club will take firm action in such cases.

(5) The following articles must not be brought into the ground:

- ✓ knives
- ✓ fireworks
- ✓ smoke canisters
- ✓ air horns
- ✓ flares
- ✓ weapons
- ✓ dangerous or hazardous items
- ✓ laser devices
- ✓ bottles /glass vessels
- ✓ cans
- ✓ **poles** and
- ✓ any article that might be used as a weapon and/or compromise



public safety.

Any person in possession of such items will be refused entry to the ground. Confiscated items cannot be returned.

(6) We ask that all supporters remain seated in their designated seat and do not block **aisles**.

### 15. Match the English and Russian equivalents.

1	kick-off	a	испортить, делать неудобочитаемым
2	deface	b	условие
3	turnstiles	c	обстановка
4	accept	d	начало матча
5	condition	e	нецензурный
6	barcode	f	поддерживать
7	support	g	турникет
8	environment	h	штрихкод
9	foul	i	принимать
10	abusive	j	оскорбительный; жестокий, насильственный
11	firm	k	флаер
12	flare	l	палка
13	hazardous	m	длительный, продолжительный
14	vessel	n	решительный
15	pole	o	банка (жестяная)
16	can	p	опасный
17	persistent	q	подвергать риску, опасности
18	compromise	r	благо, польза
19	benefit	s	сосуд (для жидкости)
20	customer	t	клиент

### 16. Find in the text the English equivalents for the following word combinations:

1. За 2 часа до начала матча.
2. Держать что-либо в надёжном месте.
3. Взять на себя ответственность.
4. Не будете допущены на стадион.
5. Показать билет для визуального контроля.
6. До того, как пройти досмотр стюардов.

7. Вставьте билет в электронный считыватель турникета.
8. Когда загорится зеленый, проходите через турникет.
9. Поддерживать свою команду.
10. Безопасная и спокойная обстановка.
11. Брань, ругательства; сквернословие, оскорбительные выражения.
12. Предпринимать решительные меры.
13. Нельзя приносить на стадион.
14. Предметы, которые могут быть использованы в качестве оружия.
15. Подвергать риску общественную безопасность.
16. Будет отказано в проходе на стадион.
17. Конфискованные предметы не возвращаются.
18. Оставаться на своих местах.
19. Не загромождайте проходы.

**17. The derivatives of the following words appear in the text. Find them and define parts of speech.**

*abuse, discriminate, accept, inspect, responsible,  
read, regulate, behave*

**18. Fill in the correct preposition / adverb, then make sentences using these phrases.**

*at to into through due to  
prior to (2) in forward*

1. ... kick-off
2. enter a ticket ... the electronic reader
3. when the light goes green walk ...
4. walk ... the turnstile
5. visual inspection ... being searched by stewards
6. ... its condition
7. any person ... possession of such items
8. refuse entry ... the ground

19. Study the photo. What prohibited items are not mentioned in the text? Name them.



[33]

20. Match the words to their definitions.

- |   |  |
|---|--|
| <p>1 deface</p> <p>2 compromise</p> <p>3 vessel</p> <p>4 persistent</p> | <p>a continuing to exist or occur over a prolonged period</p> <p>b a container in which liquid is kept</p> <p>c spoil the surface or appearance of (something)</p> <p>d expose to danger</p> |
|---|--|

**21. Match the words in bold from the text to their synonyms.**

*clients, passageway, ahead, before, stick, spoil advantage, start, abusive*

**22. Fill in the correct word from the list, then make sentences concerning Ground Regulations of Chelsea Football Club.**

*enjoy, enter, support, remain, open, keep, compromise, environment, must not, show, discriminatory, green, refuse, persistent, abusive, turnstile, aisles, dangerous*

- |   |  |    |                                  |
|---|--|----|----------------------------------|
| 1 | ..... two hours prior to kick-off              | 10 | ..... be brought into the ground |
| 2 | ..... your ticket safe                         | 11 | ..... or hazardous items         |
| 3 | ..... the match ticket for a visual inspection | 12 | ..... public safety              |
| 4 | ..... the ticket into the electronic reader    | 13 | ..... entry to the ground        |
| 5 | when the light goes .....                      | 14 | ..... standing                   |
| 6 | walk forward through the .....                 | 15 | ..... seated                     |
| 7 | ..... the visit                                | 16 | do not block .....               |
| 8 | ..... the team                                 | 17 | ..... behaviour                  |
| 9 | a safe and secure .....                        | 18 | .....language                    |

**23. Complete the table with the expressions for giving requirements / recommendations. In pairs, read them.**

*Poles* (bottles, horns, fireworks etc), foul language, your match ticket for a visual inspection, seated, the condition of your ticket, your ticket into the electronic reader at the turnstile, abusive behaviour, aisles, possession of prohibited items, through the turnstile when the light goes green, abusive language.



*e.g. Poles are prohibited.*

Entry to the stadium	Spectators' behaviour	Persistent standing	Entry refuse
Show ...	Don't use ...	Remain ...	You are refused entry to the ground due to ...
Enter ...		Do not block ...	
Walk forward ...			....is/are prohibited

#### 24. Translate from Russian into English.

1. Покажите Ваш билет для визуального контроля.
2. Вставьте Ваш билет в электронный считыватель турникета.
3. Проходите через турникет, когда загорится зеленый свет.
4. Мы хотим, чтобы зрители получили удовольствие от посещения матча.
5. Болейте за Вашу команду в безопасной и спокойной обстановке.
6. Мы просим Вас не сквернословить и не употреблять оскорбительных высказываний.
7. Дискриминационное поведение недопустимо.
8. Нельзя приносить на стадион стеклянные емкости, бутылки, банки, палки, громкоговорители, прохладительные напитки в банках, телескопические камеры.
9. Нельзя приносить на стадион любой предмет, который может быть использован в качестве оружия.
10. Лицам, имеющим такие предметы, будет отказано в проходе на стадион.
11. Конфискованные предметы не возвращаются.
12. Мы просим всех болельщиков оставаться на своих местах.
13. Мы просим болельщиков не загромождать проходы.

#### 25. With a partner, discuss the following questions.

1. When do turnstiles open?
2. What condition of a ticket cannot be accepted?
3. What are the procedures of entry to the stadium?
4. What kind of behaviour does Chelsea Football Club take firm action against?
5. What items are not permitted into the venue?
6. What are the rules of behavior for spectators in their designated seat?

## READING 4

### 26. Read the text.

#### *Access Control* *Searching spectators*

There are two security checks for supporters getting into the stadium. The first basic ticket check is conducted well outside the stadium and the second more thorough body search is closer to the stands.

Entry controls on spectators can include the following type of search (where necessary):

- ✓ self-search (asking spectators to empty their own pockets and bags);
- ✓ search;
- ✓ checks of bags or pockets;
- ✓ pat-down (frisking);
- ✓ rub-down;
- ✓ use of metal detectors.

Searching is often the first contact between stadium representatives and spectators and it can and does have a major impact on the event-day experience for many spectators. Searching is undertaken in a **sympathetic**, **respectful**, polite and **friendly** (welcoming) manner.

Ask spectators:

- ✓ for and obtain **permission** to search;
- ✓ to **empty** their own pockets and bags onto a table;
- ✓ explain any protuberances in clothing.

All searches should be **undertaken** on a same-sex basis. Any searching of children and juveniles under 16 should be undertaken in accordance with national laws and policies.

Spectators searched are thanked for agreeing to the measure.

### 27. Match the English and Russian equivalents.

- |                |                            |
|----------------|----------------------------|
| 1 search       | a обыск (охлопыванием)     |
| 2 check        | b выкладывать, вынуть      |
| 3 pat-down     | c предпринимать, совершать |
| 4 rub-down     | d утолщение, выпуклость    |
| 5 permission   | e досмотр                  |
| 6 empty        | f разрешение               |
| 7 protuberance | g проверка                 |
| 8 undertake    | h обыск (прощупыванием)    |

**28. Match the words in bold from the text to their synonyms.**

*agreement, remove, carry out, welcoming, polite, pleasant*

**29. Find in the text the English equivalents for the following word combinations:**

1. Тщательный личный до-  
смотр.

2. Значительно повлиять на  
мероприятие, проводимое в этот  
день.

3. Досмотр проводится благо-  
желательно, вежливо и друже-  
любно.

4. Получить разрешение на  
проведение досмотра.

5. Выкладывать содержимое карманов и сумок на стол.

6. Объяснить причину «выпуклости» на одежде.

7. Досмотр проводится только лицами одного пола с досматрива-  
емым.

8. Должен проводиться в соответствии с законом страны.

9. Поблагодарить за согласие.



[34]

**30. Fill in the right verb, then make sentences using these phrases.**

*thank, explain, obtain, undertake, empty*

1. \_\_\_\_\_ permission to search

2. \_\_\_\_\_ your own pockets and bags onto a table

3. \_\_\_\_\_ any protuberances in clothing

4. \_\_\_\_\_ a search on a same-sex basis

5. \_\_\_\_\_ spectators for agreeing to the measure

**31. Discuss with a partner the following.**

- Types of search
- The manner of the search
- What should stewards ask spectators while searching?
- Who can search a man / woman?
- The end of the search

**32. Read the table. Act in pairs.**

<b>Permission</b>	
<b>Asking for</b>	<b>Giving</b>
<p><i>Can you open your bag, please?</i>  <i>May I have a look at your ticket?</i></p> <p><i>Do you mind if I + present ...?</i>  <i>Would you mind if I + past ...?</i>                      (“Вы возражаете?” /                      “Вы не будете возражать, если я?” / “Можно ...?”)</p> <p><i>Do you mind if I look at your Fan ID?</i>  <i>Would you mind if I looked at your Fan ID?</i></p> <p><i>Would you mind my + ing form ...?</i>  <i>Do you mind my + ing form ...?</i></p> <p><i>Would you mind (Do you mind) my looking at your Fan ID?</i></p>	<p>Sure.                      Here it is.                      Sure, no problem. Here you are.</p> <p><i>No I, don't.</i></p> <p><i>Of course not!</i></p> <p>Go ahead.                      Sorry, but I'd rather you don't</p>
<b>Request</b>	
<p><i>Do you mind + ing form...?</i>  <i>Would you mind + ing form...?</i>  <i>Would you mind doing smth?</i>                      (“Вы не могли бы ...?”)</p> <p><i>Do you mind (Would you mind) emptying the content of your bag, please?</i></p>	<p>No problem. Sure.</p>

**33. Work in pairs. Fill in the word / phrases and practise the sentences.**

*Do you mind; Would you mind if look; taking off;  
waiting; wait; emptying; showing me*

1. Excuse me, sir, do you mind \_\_\_\_\_ what is in your bag, please?
2. Do you mind \_\_\_\_\_ your pockets on the table, please?
3. \_\_\_\_\_ telling me what is in this bottle / bag / box, please?
4. Madam, can I \_\_\_\_\_ at your Fan ID?
5. Do you mind \_\_\_\_\_ your hat?
6. \_\_\_\_\_ I asked you a question?
7. Do you mind if I ask you to \_\_\_\_\_ a little bit?
8. Would you mind \_\_\_\_\_ outside for a moment?

**34. Give English equivalents to the following sentences. Remember to use polite forms when asking for permission or making a request.**

1. Вы не возражаете, если я посмотрю Ваш паспорт болельщика?  
– Конечно, нет!
2. Вы не могли бы показать Ваши документы и билет? – Вот, пожалуйста!
3. Включите Ваш телефон, пожалуйста. – Извините, но он сломан.
4. Пожалуйста, достаньте все из карманов? – Что Вы сказали?
5. Вы не могли бы говорить помедленнее? – Пожалуйста.
6. Вы не могли бы говорить громче? – Конечно.
7. Вы не могли бы открыть сумку? – Пожалуйста.
8. Не могли бы Вы сказать, что это? – Вода.
9. Вы не могли бы выложить содержимое вашей сумочки на стол?  
– Без проблем.
10. Вы не будете возражать, если я осмотрю Ваши вещи? – Нет.

**WATCHING**

**35. Listen to the officers of the Georgia Institute of Technology Police Department (Atlanta, Georgia, USA)<sup>1</sup>. What are they talking about?**

**36. Watch again. Choose the activities the officers mention.**

- 1) Scan the ticket
- 2) enter the stadium
- 3) prepare to open the bags

---

<sup>1</sup> Source: <http://police.gatech.edu/services/special-event-security>.

- 4) obtain permission to search
- 5) put bags on the table
- 6) be checked at the gate
- 7) check large bags
- 8) empty the pockets
- 9) look for prohibited items
- 10) leave prohibited items at home
- 11) keep fans safe
- 12) thank for agreeing to be searched
- 13) enjoy the game

**37. Watch again. Answer the questions.**

1. What new security policy has been announced by the Georgia Institute of Technology Police Department?
2. What are fans asked to do at the entry to the stadium?
3. What bags are not allowed into the stadium?
4. Why do police check these bags?
5. What is prohibited to bring into the stadium?
6. What do police suggest?
7. When do police refuse admission?
8. What are the reasons of admittance changes?

**After you watch**

**Think and say.** Is there any restriction to a bag size in Russia?

**ROLE PLAY                      Stadium Bag Policy**

*Work in pairs.*

**Cadet A.** *You are a police officer.* Make notes about three aspects of stadium bag policy below, and then explain it to your partner.

**Cadet B.** *You are a spectator.* Write questions to ask the officer about stadium bag policy.

- large bags    • prohibited items    • feeling safe

Act out the conversation, then change roles and act out the conversation again.

## READING 5

### 38. Read the text.

#### *Explaining Reasons for Refusing Entry*

In Football, the ground regulations constitute the contract. **Draw** the visitor's attention to the regulations or the information (usually contained on the printed ticket).

If a person **refuses** to **comply with** the ground regulations, they can be:

- ✓ refused admission;
- ✓ **ejected** from the event;
- ✓ arrested (if they commit an offence of public disorder or racism).

*Give an explanation for refusing **admission**.* "You:

- ✓ don't comply with the ticket terms;
- ✓ don't comply with the stadium code of conduct;
- ✓ possess weapons or other prohibited items;
- ✓ possess dangerous objects;
- ✓ possess pyrotechnics;
- ✓ possess alcoholic beverages (drinks) or drugs;
- ✓ possess racist / offensive banners;
- ✓ act in an inappropriate and/or undesirable manner;
- ✓ are under the influence of alcohol / drugs;
- ✓ have been **convicted** of a criminal offence;
- ✓ have behaved in a manner which is likely to **affect** the safety and enjoyment of other visitors;
- ✓ use threatening, abusive or insulting words;
- ✓ behave in a manner which may provoke conflict;
- ✓ **resist** searches without a reasonable explanation".

*Remain calm*, even if the visitor becomes **antagonistic**. A firm but polite approach must be used at all times. The words '*please*' and '*thank you*' should be the ones used most in this situation.

### 39. Match the words in bold from the text to their synonyms.

*remove, obey, deny, entrance, found guilty, refuse to accept, attract, aggressive, influence*

**40. Fill in the correct preposition, then make sentences using these phrases.**

*under to with on of in*

1. draw the visitor's attention ... the regulations
2. the information contained ... the ticket
3. don't comply ... the stadium code of conduct
4. be ... the influence of alcohol
5. behave ... a manner
6. convict ... an offence

**41. Fill in the right verb.**

*don't comply with, possess (4), act, use, behave, be, affect, resist*

1. .... pyrotechnics
2. .... alcoholic beverages
3. .... under the influence of alcohol
4. .... threatening and abusive words
5. .... prohibited items
6. .... the ticket terms
7. .... in a manner which may provoke conflict
8. .... in an inappropriate manner
9. .... the safety and enjoyment of other visitors
10. .... searches without a reasonable explanation
11. .... offensive banners

**42. Put these words in the correct order to make statements.**

- 1) comply / don't / with / terms / the ticket;
- 2) prohibited / possess / items;
- 3) in / an inappropriate / act / manner;
- 4) visitors / and / enjoyment / the safety / of other / affect;
- 5) without / a reasonable / searches / resist / explanation;
- 6) of conduct / the stadium / comply / code / with / don't;
- 7) beverages / alcoholic / possess;
- 8) convicted / of / offence / been / a criminal / have;
- 9) under / alcohol / are / of / the influence;
- 10) with / comply / don't / regulations / the ground;
- 11) are / refused / the venue / admission / to.

## WATCHING

“Sacramento Republic FC Code of Conduct”<sup>1</sup>

### Before you watch

**43. Name 5 things you think you’ll see in the video.**

**44. Remember the following words.**

derogatory [di'rogət(ə)rɪ] comment	оскорбительное высказывание
taunting [tɔ:ntrɪŋ]	насмешка, язвительное замечание
obscene [əb'si:n]	непристойный, неприличный
face	сталкиваться (с неприятностями)
ejection [ɪ'dʒekʃ(ə)n]	насильственное удаление
missile	камень, палка (любой предмет, используемый как метательное оружие)

### While you watch

**45. Watch the video and check your answers.**

**46. Watch the video again (to 00.40). Put the statements in order they appear in the video, there are some extra ones that you don’t need to use.**

1. Disrespect the rights of every person regardless of their gender, race, colour, religion, language, politics, national or ethnic origin.
2. Abusive language or obscene gestures including derogatory comments directed towards a person’s gender, race, religion, sex, national origin or appearance.
3. Indecent clothing.
4. Throwing objects of any kind.
5. Fighting, taunting or threatening remarks or gestures.
6. Intoxication.
7. Carrying, lighting or throwing flares and missiles.
8. Unauthorized entrance on the playing field or restricted areas.
9. Disrespect for your team’s opponents.

<sup>1</sup> Source: <http://www.sacrepublicfc.com/fan-code-conduct>.

**47. Watch the second part (00.41- to the end). Fill in the warning.**

Fans found in violation of Sacramento Republic FC Code of Conduct face:

1. \_\_\_\_\_
2. \_\_\_\_\_

**After you watch**

**48. Work in pairs. Use phrases from Exercises 48–49 to make a comment concerning a spectator's behaviour.**

*e.g. Please remain outside of the field of play. You don't respect ...*

**49. Look at the photos. Think of the phrases you would use in the situation depicted in the photos. Act out the situations.**



[35]



[36]



[37]



[38]

*Unit IV*

**Vocabulary List**

*Ground Regulations*

abusive <i>adj</i>	бранный, оскорбительный
access <i>n</i>	доступ
admit <i>v</i> admission <i>n</i>	впускать вход, доступ
article <i>n</i>	вещь, предмет
attention <i>n</i> draw attention	внимание обратить внимание
barcode <i>n</i>	штриховой код
block <i>v</i>	заграждать
can <i>n</i>	банка (жестяная)

canister <i>n</i> smoke canister	аэрозольный баллон дымовая шашка
care <i>n</i> take care	внимание, осторожность беречь / всего доброго
comply (with) <i>v</i>	подчиняться, соблюдать, выполнять (правило)
compromise <i>v</i>	подвергать риску, опасности
condition <i>v</i>	состояние
conduct <i>n</i> code of conduct	поведение кодекс поведения
constitute <i>v</i>	служить, составлять, представлять
convict (of) <i>v</i>	признать виновным
damage <i>v</i>	портить
deface <i>v</i>	портить; повреждать
designated <i>adj</i> designated area	назначенный участок работы, зона ответственности
device <i>n</i> laser device	устройство лазерное устройство
eject <i>v</i>	выгонять
empty <i>v</i>	вынимать
entry <i>n</i> entry gate conditions of entry	вход, въезд; проход проход; пропускной пункт условие входа
excuse <i>n</i> lawful excuse	причина законное оправдание
fence <i>n</i>	забор, ограждение
flare <i>n</i>	флайер
firework <i>n</i>	фейерверк
firm <i>adj</i> take firm actions	непреклонный, решительный действовать решительно
fold <i>v</i>	сгибать, сворачивать; перегибать
foul [faul] <i>adj</i> foul language	нецензурный сквернословие

indecent <i>adj</i>	оскорбительный, неприличный, непристойный
influence <i>n</i> under the influence of alcohol	влияние, воздействие под влиянием алкоголя
insulting <i>adj</i>	оскорбительный
kick-off <i>n</i>	введение мяча в игру, начало матча
metal detector <i>n</i>	металлоискатель, металлодетектор
mind <i>v</i>  do (would) you mind	возражать, иметь что-л. против (в вопр. или отрицат. предложении) вы не возражаете?
notice <i>v</i>	обращать внимание
obtain <i>v</i>	иметь силу, иметь место
pat-down <i>n</i>	обыск (охлопыванием)
permission <i>n</i>	разрешение, позволение
pitch <i>n</i>	поле; площадка
pole <i>n</i>	палка
possess <i>v</i> possession <i>n</i>	владеть, иметь, обладать владение, обладание
prior to <i>prep</i>	до, перед
prohibit <i>v</i> prohibited item	запрещать запрещенный предмет
protuberance <i>n</i>	утолщение, выпуклость
reader <i>n</i> electronic reader	считывающее устройство электронное считывающее устройство
regulation <i>n</i> ground regulations	правило, постановление правила стадиона
remain <i>v</i> remain seated	оставаться оставаться на своих местах
remove <i>v</i>	убирать, извлекать, снимать
resist <i>v</i>	сопротивляться, оказывать сопротивление

resist <i>v</i>	сопротивляться, оказывать сопротивление
responsibility <i>n</i> accept responsibility	ответственность (за что-л.) взять на себя ответственность
restrict <i>v</i> restricted zone	ограничивать запретная зона
rub-down <i>n</i>	обыск (прошупыванием)
search <i>n / v</i>  body search thorough ['θʌrə] search	обыск / обыскивать; производить обыск личный досмотр тщательный досмотр
suspicious <i>adj</i>	подозрительный
threaten <i>v</i> threatening <i>adj</i>	угрожать (чем-л.) угрожающий
throw (threw, thrown) <i>v</i>	бросать
vessel <i>v</i> glass vessel	сосуд (для жидкости) стеклянная емкость
undertake <i>v</i>	предпринимать, совершать
weapon ['wepən] <i>n</i>	оружие

## SELF-ASSESSMENT MODULE IV

### Unit IV

#### 1. Fill in the correct preposition, then make sentences using these phrases.

*prior to, out, under, onto, onto, with, inside, to, through*

1. throw objects ..... the pitch
2. .... kick-off
3. set ..... conditions
4. smoke ..... the stadium
5. climb ..... fences
6. walk ..... the turnstile
7. draw the visitor's attention ..... the regulations
8. don't comply ..... the stadium code of conduct
9. be ..... the influence of alcohol

**2. Give synonyms to the following words.**

*offensive, forbid, playing field, behavior,  
ahead, before, start, obey, entrance*

**3. Fill in the gaps with words/phrases from the list.**

*show, don't use, remain, resist, possess, obtain, act, don't block,  
empty, undertake bottles, thank, explain, don't comply with*

1. .... foul language
2. .... seated
3. .... your match ticket for a visual inspection
4. .... are prohibited
5. .... aisles
6. .... permission to search
7. .... any protuberances in clothing
8. .... spectators for agreeing to the measure
9. .... a search on a same-sex basis
10. .... your own pockets and bags onto a table
11. .... prohibited items
12. .... searches without a reasonable explanation
13. .... the ticket terms
14. .... in an inappropriate manner

**4. Answer the questions.**

1. What are Stadium regulations?
2. What do the regulations forbid?
3. What rights do they give to stewards?
4. What are the procedures of entry to the stadium?
5. What kind of behaviour do football clubs take firm action against?
6. What items are not permitted into the venue?
7. What are the rules of behavior for spectators in their designated seat?
8. What are types of search?
9. What should stewards ask spectators before/while searching?
10. Who can search a man/woman?
11. What are the reasons for refusing entry?

*UNIT V*  
*Security Checkpoint*

**1. Work in pairs. Read the following statements paying attention to the words / word groups in bold.**

Please <b>come over here</b>	Пожалуйста, пройдите сюда
Please <b>proceed</b> to control according to your group list	Будьте добры, проходите на контроль в соответствии со списком группы
<b>Pass</b> the examination, please	Пройдите, пожалуйста, досмотр

Bags are not allowed in venues	Запрещено проносить сумки на объект
Oversized bags (backpacks, suitcases) are prohibited from entering the stadium	Слишком большие по размеру сумки (рюкзаки, чемоданы) запрещено проносить на стадион
Professional cameras (anything that is larger than the palm of your hand) are not allowed into the venue	Профессиональные камеры и любой предмет размером больше ладони запрещены к проносу на территорию стадиона
Leave your laptop in a deposit area	Оставьте в компьютер в камере хранения
Are you <b>carrying</b> any restricted items?	Есть ли у Вас запрещенные для проноса предметы?
It is prohibited to bring here (into the stadium) flammable, poisonous substances	Запрещено проносить на стадион легковоспламеняющиеся, горючие, ядовитые вещества

<b>Put</b> your bags on the belt, please	Пожалуйста, положите сумки на ленту конвейера
Please <b>lay</b> your bags <b>flat</b> on the belt	Положите сумки на ленту в горизонтальном положении

Put metal objects (personal items) in the container, please	Пожалуйста, положите металлические (личные) вещи в контейнер
Use containers for small objects, please	Пользуйтесь контейнерами для мелких предметов
The items have to <b>go through</b> the X-ray machine / introscope	Эти вещи должны пройти проверку через рентгеновский аппарат / интроскоп

<p><b>Empty</b> your pockets.  <b>Remove</b> all items from your pockets.  <b>Take</b> all items <b>out</b> of your pockets</p>	Достаньте все из карманов
<p>Please <b>take off</b> your</p> <ul style="list-style-type: none"> <li>• glasses</li> <li>• trainers / sneakers</li> <li>• shoes</li> <li>• belt</li> <li>• hat</li> <li>• sweatshirt</li> <li>• jacket</li> <li>• headphones</li> </ul>	<p>Снимите, пожалуйста:</p> <ul style="list-style-type: none"> <li>• очки</li> <li>• кроссовки</li> <li>• обувь</li> <li>• ремень</li> <li>• головной убор</li> <li>• толстовку</li> <li>• куртку, жакет, пиджак</li> <li>• наушники</li> </ul>
The image (wording) on your T-shirt is offensive	На Вашей футболке написаны очень грубые слова (нарисованы непристойные картинки)
<p>Please take out your</p> <ul style="list-style-type: none"> <li>• camera</li> <li>• video camera</li> <li>• MP3 player, iPod</li> <li>• keys</li> <li>• phone</li> </ul>	<p>Достаньте, пожалуйста, Ваш:</p> <ul style="list-style-type: none"> <li>• фотоаппарат</li> <li>• видеокамеру</li> <li>• плеер, айпад</li> <li>• ключи</li> <li>• телефон</li> </ul>

Please come here for bag inspection	Пройдите сюда, пожалуйста, для осмотра ручной клади (сумок)
Please come over here so I can inspect your bag	Пройдите сюда, пожалуйста, для осмотра ручной клади (сумок)
<b>Open</b> your bag, please	Пожалуйста, откройте сумку
<b>Unwrap</b> the package	Разверните свёрток
Please open the bottle	Пожалуйста, откройте бутылку
What's in the bottle?	Что в бутылке?
<b>It is prohibited</b> to bring open bottles and food	Не разрешается проносить вскрытые бутылки и еду
You <b>can't bring</b> food or drinks	Запрещено проносить с собой еду и напитки
Unfortunately <b>we don't allow</b> food or drink into the venue	Запрещено проносить с собой еду и напитки
Do you have any food?	Есть ли у вас с собой еда?
Do you have any liquids?	У вас есть при себе емкость с жидкостью?
Do you have any medicine?	У Вас есть при себе лекарственные препараты?
Prescription drugs <b>are not allowed</b> into the venue unless they are in a prescription bottle. The ID of the person holding the prescription must match the name on the bottle	Отпускаемое по рецепту лекарственное средство запрещено к проносу на территорию стадиона, если оно находится не в оригинальной упаковке. Имя в паспорте должно совпадать с именем, указанным на упаковке лекарства
Please walk through the metal detector	Пройдите через рамку металлодетектора
Step through here	Пройдите через рамку металлоискателя
Do you have any change in your pockets?	У вас в карманах есть мелочь?

Do you have any metals?	У вас есть при себе какие-нибудь металлические предметы?
<b>Go through</b> it again	Пройдите через рамку металлодетектора еще раз
<b>Turn on</b> your mobile phone, please	Включите, пожалуйста, ваш телефон
Children should walk through the metal detector separately from their parents	Дети проходят через металлодетектор одни без сопровождения родителей
Take your child out from his/her <ul style="list-style-type: none"> <li>• stroller</li> <li>• wheelchair</li> </ul>	Достаньте вашего ребенка из: <ul style="list-style-type: none"> <li>• детской прогулочной коляски</li> <li>• инвалидной коляски</li> </ul>

Excuse me, you have set off the security alarm. We need to search you	Извините, сработала система сигнализации. Нам придется вас досмотреть
You have to go through a personal check	Вам необходимо пройти личный досмотр
Please proceed for <ul style="list-style-type: none"> <li>• personal check</li> <li>• additional screening</li> </ul>	Прошу вас проследовать для <ul style="list-style-type: none"> <li>• личного осмотра</li> <li>• дополнительного осмотра</li> </ul>

Where is the shift supervisor?	Где начальник смены?
Call the senior officer, please	Позовите старшего офицера

Spread your arms out, please	Руки в стороны, пожалуйста
Spread your legs apart, please	Пожалуйста, поставьте ноги на ширину плеч
Raise your hands above your head, please	Поднимите, пожалуйста, руки
Spread your fingers	Раздвиньте пальцы

Sorry for the delay in checking	Извините за задержку при проведении досмотра
Thank you. Please proceed to the stadium (venue)	Спасибо за понимание. Можете проследовать на стадион (объект)
Go ahead, please	Проходите, пожалуйста
Next, please	Следующий, пожалуйста

**2. Write down Russian equivalents for the words in bold from Exercise 1.**

**3. Match the English and Russian equivalents.**

<b>1</b> proceed	<b>a</b> нести
<b>2</b> pass	<b>b</b> использовать, пользоваться
<b>3</b> carry	<b>c</b> двигаться в определённом направлении
<b>4</b> put	<b>d</b> класть горизонтально
<b>5</b> lay flat	<b>e</b> пройти через
<b>6</b> use	<b>f</b> проходить; пройти (испытание)
<b>7</b> go through	<b>g</b> снимать
<b>8</b> take out	<b>h</b> класть
<b>9</b> take off	<b>i</b> пройдите сюда
<b>10</b> come over here	<b>j</b> взрывать, привести в действие
<b>11</b> unwrap	<b>k</b> вынимать
<b>12</b> set off	<b>l</b> вытянуть, протягивать
<b>13</b> spread	<b>m</b> опустошать, очищать
<b>14</b> raise	<b>n</b> разворачивать
<b>15</b> empty	<b>o</b> поднимать

**4. Fill in the correct preposition / adverb.**

*for, out (2), ahead, out from, above, on (2), through (2), over, in, to, out of, apart, off (2)*

- 1) spread your arms .....
- 2) spread your legs .....
- 3) raise your hands ..... your head

- 4) take your child ..... her stroller
- 5) put your bags ..... the belt
- 6) put metal objects ..... the container
- 7) come ..... here
- 8) take ..... your phone
- 9) take ..... your glasses
- 10) take all items ..... your pockets
- 11) turn ..... your mobile phone
- 12) walk ..... the metal detector
- 13) step ..... here
- 14) you have set ..... the security alarm
- 15) proceed ..... personal check
- 16) proceed ..... the stadium
- 17) go .....

**5. Match the columns to make phrases / sentences.**

- |    |  |   |                                  |
|----|--|---|----------------------------------|
| 1  | come   | a | in the container                 |
| 2  | put your bags                                      | b | your iPod                        |
| 3  | put metal objects                                  | c | over here                        |
| 4  | take all items                                     | d | out of your pockets              |
| 5  | take off   | e | on the belt                      |
| 6  | take out   | f | the metal detector               |
| 7  | come here  | g | your sweatshirt                  |
| 8  | open   | h | for bag inspection               |
| 9  | walk through                                       | i | it again                         |
| 10 | go through   | j | your bag                         |
| 11 | turn on  | k | out from her stroller            |
| 12 | children should walk<br>through the metal detector | l | a personal check                 |
| 13 | take your child                                    | m | your mobile phone                |
| 14 | you have set off                                   | n | your arms out                    |
| 15 | you have to go through                             | o | separately from their<br>parents |
| 16 | spread   | p | above your head                  |

- 17 spread your legs
- 18 raise your hands
- 19 proceed
- 20 go

- q the security alarm
- r apart
- s ahead
- t to the stadium

## LEARN IT!

---

### ‘have’ / ‘have got’

When we are talking about *possession, relationships, illnesses and characteristics* of people or things we can use either **have** or **have got**. The **have got** forms are more common in an informal style.

To make *questions* and *negative sentences* with **have** we normally use the auxiliary verb **do**.

To make *questions* and *negative sentences* with **have got** we use the auxiliary verb **have**.

e.g. a) How many entrance gates **has** the stadium **got**?

It **has got** seven.

b) **Do** you **have** any food?

No, I **don't**.

---

## 6. Translate from Russian into English.

1. У вас в карманах есть мелочь?
2. У вас есть при себе какие-нибудь металлические предметы?
3. У вас есть предметы, запрещенные для проноса на стадион?
4. У вас есть баннер?
5. У вас есть еда?
6. У вас есть при себе емкость с жидкостью?
7. У вас есть при себе лекарственные препараты?
8. У вас есть рецепт врача?
9. У вас есть алкоголь?
10. У вас есть разрешение для проезда на территорию объекта?

## 7. Put the words / word groups in the correct order to make sentences.

1. Please / over / come / here.
2. Put / on / bags / the belt / your/ please.

3. Use / objects / small / for / containers.
4. Take / of / all items / out / your / pockets.
5. Take / your / hat / off.
6. Come / inspection / for / here / bag.
7. Open / bag / your.
8. Anything that / is / allowed / the palm / larger than / is not / of your hand / into the venue.
9. Leave / in / a deposit / your laptop / area.
10. You / bring / or / can't / drinks / food.
11. Take / your bag / out / the bottle / of.
12. Turn / mobile / your / on / phone.
13. Walk / detector / the metal / through.
14. You / alarm / have / off / the security / set.
15. You / through / a personal / go / have to / check.
16. Spread / arms / out / your.
17. Spread / apart / your / legs.
18. Raise / your / your / above / hands / head.
19. Proceed / stadium / the / to.

## WATCHING

“Enhanced security for Wrigley”<sup>1</sup>

### Before you watch

**8. Name 5 things you think you'll see in the video.**

### While you watch

**9. Watch the first part of the video (to 01:18) and check your answers.**

**10. Watch again and put in order the entry process steps. There is one extra step that you don't need to use.**

1. Proceed to have ticket scanned
2. Remove belongings

---

<sup>1</sup> Source: <https://www.mlb.com/video/enhanced-security-for-wrigley/c-58448438>; Wrigley — a baseball park located on the North Side of Chicago, Illinois, the USA.

3. Bags inspection
4. Gather belongings
5. Walk through the metal detector

**11. Give the synonyms to the verbs / phrases used in the video:**

- remove — \_\_\_\_\_
- place — \_\_\_\_\_
- gather — \_\_\_\_\_
- the device detects something — \_\_\_\_\_
- pass through — \_\_\_\_\_
- proceed — \_\_\_\_\_

**12. Watch again and fill in the missing words.**

If the device \_\_\_\_\_ something, you may be asked to *double check* your \_\_\_\_\_ and pass through \_\_\_\_\_ again or you may be \_\_\_\_\_ by a *hand-held wand*.

**13. In pairs, explain the words in italics.**

**14. Watch the second part of the video (01.19 – to the end) and answer the questions.**

1. While this process may look similar to airport screening, what is the difference then?
2. Who are designated “express” lanes for?
3. Who is provided with alternative screening?
4. What is the important point the fans need to remember?
5. What do the staff appreciate fans for?

**After you watch**

**15. Match the following phrases with the verbs from Exercise 11.**

- ... your belongings on the table
- ... the metal detector when instructed
- ... keys, camera, phone and other heavy metal items from your pockets
- ... to a guest service associate
- ... belongings make sure you have everything

**ROLE PLAY    Entry Process to the Wrigley Field**

*Work in pairs.*

**Cadet A.** *You are a police officer.* Inspect fans at the entrance to the Wrigley Field. Use the verbs below.

**Cadet B.** *You are a football fan.* Be ready to follow the officer’s instructions.

- *remove*   • *place*   • *gather*   • *pass through*   • *proceed*

Act out the conversation, then change roles and act out it again.

**16. Complete the conversations with the words in the boxes.**

**A**

<i>take it off   walk through   go back</i>
---

*Police Officer*            Please \_\_\_\_\_ the metal detector.  
*the alarm signal*

*Police Officer*            Please \_\_\_\_\_. Do you have anything in  
your pockets — keys, phone, change?

*Fan*                            I don’t think so. Ah, this bracelet.

*Police Officer*            You’ll have to \_\_\_\_\_ and step through again.

*Police Officer*            Now it’s O.K. Thank you. Have a nice time.

**B**

<i>raise   put   gather   inspect</i>
---------------------------------------

*Police Officer*            Please \_\_\_\_\_ your mobile phone in the  
container.

*Police Officer*            OK. Now let me \_\_\_\_\_ you, sir. Please \_\_\_\_\_  
your hands. OK. You may go.

*Police Officer*            Don’t forget to \_\_\_\_\_ your belongings.

**C**

<i>bin   bag   drinks   Thank you   Sure   jacket</i>
---

*Police Officer*            Can I look into your bag?

*Fan*                            \_\_\_\_\_.

*Police Officer*            Remove your \_\_\_\_\_ from the \_\_\_\_\_.

*Fan*                            Here it is.

*Police Officer* Sorry, no \_\_\_\_\_ are allowed past this point.  
*Fan* But I've just bought this water!  
*Police Officer* Sorry. Either you drink it now, or you put it in  
 this \_\_\_\_\_.  
*Police Officer* \_\_\_\_\_.

**D**

<i>prepare</i>	<i>waste</i>	<i>emptying</i>	<i>comply with</i>	<i>put</i>
	<i>come over</i>	<i>miss</i>	<i>allowed</i>	

*Police Officer* Please \_\_\_\_\_ here.  
*Police Officer* Do you mind \_\_\_\_\_ your pockets, please?  
*Police Officer* Please put your items in the container and  
 \_\_\_\_\_ for a bag inspection.  
*Police Officer* Sorry, the size of your backpack doesn't \_\_\_\_\_  
 the Stadium regulations and ...  
*Fan* Oh, officer, there is nothing in it.  
*Police Officer* According to the rules of the Stadium these  
 kinds of bags are not \_\_\_\_\_. You can \_\_\_\_\_ your  
 backpack in your car or leave it in a deposit  
 area. Otherwise you'll \_\_\_\_\_ the game.  
*Fan* Where is a deposit?  
*Police Officer* At Gate 22.  
*Fan* Thank you.  
*Police Officer* Please, next time study the regulations before  
 the match not to \_\_\_\_\_ time.

**E**

<i>receipt</i>	<i>collect</i>	<i>camera</i>	<i>leave</i>
----------------	----------------	---------------	--------------

*Police Officer* I'm. I'm really sorry; I see you have got a \_\_\_\_\_  
 with you. This venue does not allow cameras  
 to be taken inside, but you can \_\_\_\_\_ it in the  
 property office. We will look after it for you,  
 give you a \_\_\_\_\_ and you will be able to \_\_\_\_\_  
 it after the match.  
*Fan* OK.

**F**

<i>proceed</i> <i>check</i> <i>Remove</i>
---

*Police Officer*        \_\_\_\_\_ your child from her stroller. I'll \_\_\_\_\_ her through by hand.

*Police Officer*        Thank you. Please \_\_\_\_\_ to the stadium.

**17. Put these (Police Officer / Fan) statements in order to make a dialogue. Act the dialogues.**

**A**

1. I advise you to cooperate, sir.
2. No problem. Sure. There you go.
3. Thank you for your cooperation, sir. You can go through now.
4. Would you mind opening your bag please?
5. None of other people are being asked to do that.
6. Do you mind turning on the MP 3 player for me, sir?
7. Here it is.

**B**

1. Show the prescription, please. The ID of the person holding the prescription must match the name on the bottle.
2. It's medicine prescribed by my doctor.
3. Yes, sure.
4. Can you tell me what these are?
5. So much... Are these tablets for your personal use?
6. I'd like you to come with me, please.
7. Where is it? Oh, no. I can't find it.

**C**

1. Where is the supervisor?
2. Follow me, please.
3. Step through.
4. Excuse me; you have set off the security alarm, we need to search you. Step aside for additional search.

**18. Put the words / word groups in the correct order to make sentences. Match the phrases to make up two dialogues.**

- 1) here / over / come.
- 2) have / heart / I / condition.

- 3) jacket / you / please /can / your / unzip?
- 4) worry /don't / do / won't / any / you / harm / it.
- 5) to go /I / through / have / that machine /do?

**19. Read and act the dialogues.**

**20. Read the text and give Russian equivalents to the words and expressions in bold.**

*Different Types of People and How to Deal with them*

Remember, at any venue there is a whole range of different types of people (see the table).

Each of these types of people will **have their own different requirements**. You will need to know how to **act accordingly and impartially** at all times, being professional and **courteous**.<sup>123</sup>

<i>Types of people</i>	<i>How to deal with them</i>
Friendly, excited, cooperative	<b>Match their energy</b> , attitude and behavior
Uncooperative, unfriendly	<b>Actively listen</b> and empathise
Emotional	De-escalation — <b>dynamic risk assessment</b> <sup>1</sup>
<b>Intoxicated</b>	With humour (dynamic risk assessment), depending on how intoxicated, may need to refuse entry
<b>With particular needs</b>	Professional approach — <b>treat in the same way as you would with others</b> , depending on the particular need. For example, for a <b>wheelchair user</b> you will need to <b>sort out access and egress</b> <sup>2</sup> . <b>Talk at their height level</b> and use eye contact. <b>Take the lead</b> <sup>3</sup> from that person or their carer, and ask how you can assist

<sup>1</sup> Оценка.

<sup>2</sup> Выход; выезд; эвакуация.

<sup>3</sup> Взять на себя инициативу.

<i>Types of people</i>	<i>How to deal with them</i>
VIP's	Professional approach — treat in the same way as you would with others, depending on the type of a person
With limited understanding of English / Russian	Actively listen, <b>check their understanding</b> , and be <b>patient</b>

## ROLE PLAY                      Security Checkpoint

**Cadet A.** *You are a spectator entering the venue. Play the following situations:*

- ✓ a fan wearing a fancy hat and a big plastic bag (see the photo below);
- ✓ a fan with small children;
- ✓ a fan having any protuberances in clothing;
- ✓ a fan having prohibited items;
- ✓ a fan setting off the security alarm;
- ✓ different categories of visitors (with particular needs, intoxicated, unfriendly).

**Cadet B.** *You are a steward / police officer checking fans at the entrance of the venue. Conduct the examination refusing admittance to the match if necessary.*

Act out the conversation, then change roles and act out it again.



[39]

*Unit V*  
*Security Checkpoint*

**Vocabulary List**

alarm <i>n</i> security alarm	тревога, сигнал тревоги система сигнализации
backpack <i>n</i>	рюкзак
belt <i>n</i>	лента конвейера
bin <i>n</i>	контейнер; мусорное ведро
change <i>n</i>	мелочь, мелкие деньги
check <i>v / n</i> checkpoint <i>n</i>	проверять / контроль, досмотр контрольно-пропускной пункт
come <i>v</i> come over here	подходить пройдите сюда
delay <i>v / n</i>	задерживать / задержка
deposit <i>v</i> deposit area	отдавать на хранение камера хранения
detect <i>v</i> the device detects something	обнаруживать сработала система сигнализации
empty <i>v</i>	вынимать
examination <i>n</i>	осмотр, проверка
go through <i>v</i>	пройти проверку, просматривать, осматривать
hand <i>adj</i> hand-held wand	ручной ручной металлодетектор
harm <i>v</i>	вредить, причинять вред
heart <i>n</i> heart condition	сердце болезнь сердца
inspect <i>v</i> inspection <i>n</i>	осматривать, проверять осмотр, проверка
lay <i>v</i> lay flat	класть, положить положить в горизонтальном положении
liquid <i>n</i>	жидкость
match <i>v</i>	подходить, соответствовать

metal <i>n</i>	металлический предмет
metal detector <i>n</i> pass (go /step /walk) through the metal detector	металлоискатель, металлодетектор проходить через рамку металлоискателя
package <i>n</i>	свёрток
pass <i>v</i>	проходить, идти; пройти (испытание)
particular <i>adj</i> with particular needs	особый, исключительный с особыми потребностями
pocket <i>n</i>	карман
prescription <i>n</i>	рецепт (врача)
proceed <i>v</i>	двигаться в определённом направлении; переходить (к чему-л.)
raise <i>v</i>	поднимать
receipt [ri'si:t] <i>n</i>	квитанция
remove <i>v</i>	убирать, извлекать, снимать
separately <i>adv</i>	отдельно, поодиночке, порознь, отдельно
set off <i>v</i> you have set off the security alarm	взрывать сработала система сигнализации
sneakers <i>n, pl, Amer</i>	кроссовки
spread <i>v</i> spread apart	вытянуть, протягивать раздвигать, расставлять в стороны
substance <i>n</i> flammable, poisonous substances	вещество легковоспламеняющиеся, горючие, ядовитые вещества
sweatshirt <i>n</i>	толстовка
take <i>v</i> take off take out	брать снимать вынимать
trainers <i>n, pl, Brit</i>	кроссовки
turn on <i>v</i>	включать
unzip <i>v</i>	расстегнуть (молнию)

unwrap <i>v</i>	развёртывать, разворачивать
waste <i>v</i> waste time	терять даром (впустую) зря тратить время
word <i>v</i> wording <i>n</i>	формулировать, выражать словами текст, формулировка
X-ray <i>adj</i> X-ray machine	рентгеновский рентгеновский аппарат

**SELF-ASSESSMENT MODULE IV**  
**Unit V**

**1. Fill in the right verb, then make sentences using these phrases.**

*come, put, leave, take off, take out, open,  
turn on, gather, go through, empty*

1. .... your glasses
2. .... your bags on the belt
3. .... your bag
4. .... your iPod
5. .... the metal detector
6. .... here for bag inspection
7. .... your pockets
8. .... your mobile phone
9. .... your laptop in a deposit area
10. .... belongings make sure you have everything

**2. Fill in the correct preposition / adverb.**

*for, out, ahead, out from, above, off, to, out of, apart, from*

1. remove keys, camera, phone and other heavy metal items ..... your pockets
2. spread your arms .....
3. spread your legs .....
4. raise your hands ..... your head
5. take your child ..... her stroller
6. take all items ..... your pockets
7. you have set ..... the security alarm

- 8. proceed ..... personal check
- 9. proceed ..... the venue
- 10. go .....

**3. Fill in the gaps with words/phrases from the list to make dialogues.**

*put; forget; drink; can I look into your bag; let me inspect you, sir;  
raise; remove your jacket; put your mobile phone*

**1** A: 1) ..... in the container.

B: Here you are.

A: Now 2) ..... Please 3) .... your hands. OK. You may go.

Don't 4) .... to gather your belongings.

**2** A: 5) .....?

B: Sure.

A: 6) ..... from the bag.

B: Here it is.

A: Sorry, no drinks are allowed past this point. Either you 7) ..... it now, or 8) ..... you it in the bin.

# MODULE V

## MANAGING RISK

### UNIT I

#### *Managing Risk Categories*

#### READING 1

**1. Read the list of risk categories regarding the international football events. Think about any problems, acts that can be associated with the risk category.**



[40]

#### *UEFA Risk Categories*

The identification of risks becomes essential to security planning and provision. UEFA provides a non-exhaustive list of risks that a host country needs to assess in the safety and security concept. Some basic ‘proactive’ risks that are generally considered include:

- (1) violence and antisocial behavior;
- (2) the safety and management of large crowds at different locations within the theatre of operations<sup>1</sup>;
- (3) all types of criminal activity;
- (4) the physical safety of event-related locations;
- (5) terrorism, social and political unrest;
- (6) health issues.

**2. Match the problems to the list of risks given in Exercise 1. Compare the variants given below with your ideas.**

**A.** natural disasters, adverse environmental and climatic conditions (severe weather), transport disruptions and accidents, power outage(s) and information technology (IT) failure.

---

<sup>1</sup> Район действий.

**B.** overheating and dehydration, infectious diseases, stadium disasters.

**C.** entry restrictions in the host country, travelling fans without tickets and/or accommodation<sup>1</sup>, large attendances at public viewing areas, ticketing security, ticketing distribution, overcrowding at stadiums, signposting, access and exit control (queue management), evacuation contingencies.

**D.** antisocial behaviour, use of fireworks, pitch invasions, racist and/or violent behaviour by high-risk supporters (hooliganism and associated violence) in the host country.

**E.** social and political unrest (strikes, political demonstrations) and terrorism (bombing, kidnapping, assaults; nuclear, biological, chemical (NBC) terrorism).

**F.** organised and low level crime, including countries' crime statistics, e.g. pickpocketing, forgery, violent crimes, theft, robbery, black market, drug and human trafficking, product piracy.

### 3. What problems do law enforcement agencies deal with?

#### READING 2

#### 4. Read the extract from the Evaluation Report of the National Security Strategy of the 2006 FIFA World Cup.

##### *Police Threat Prevention*

In the field of hooliganism during the 2006 World Cup, the German police authorities were particularly successful in applying **preventive police measures** in connection with potentially **violent troublemakers**.

The measures used most often were **targeted warnings**, reporting requirements and **banning orders**. In certain justified cases, persons were **taken into custody**. In sum, a rapid, firm response in every case prevented major **escalation of violence** among Germans and foreigners.

As allowed by law, the Federal Police **prevented foreigners from entering the country** who **posed a threat** to Germany's security and order, **turning them back** already at the national borders.

---

<sup>1</sup> Жильё, номер (в гостинице).

**5. Match the words from the text to their definitions.**

*warnings*                                      *take into custody*                                      *troublemakers*

1. \_\_\_\_\_ to detain
2. \_\_\_\_\_ something which is said or written to tell people of a possible danger, problem, or other unpleasant thing that might happen.
3. \_\_\_\_\_ a person who habitually causes difficulty or problems

**6. Match the synonyms.**

1    rapid	a    be
2    pose	b    use
3    escalation	c    fast
4    apply	d    determined
5    firm	e    increase

**7. Write down Russian equivalents for the expressions in bold from the text, then make sentences of your own using these phrases.**

**8. Fill in the words from the list, then make sentences using these phrases.**

*violence, troublemakers, prevent, preventive, take,  
pose, turn, warnings, orders*

1. violent .....
2. ....measures
3. targeted .....
4. banning .....
5. ....into custody
6. escalation of .....
7. .... from entering the country
8. .... a threat
9. .... back

**9. Discuss in pairs. What measures were taken by German police authorities to prevent hooliganism?**

### READING 3

#### 10. Read the extract from the Telegraph.

##### *EURO 2016 Terror Warning*

Stadiums, fan zones, venues broadcasting the tournament, transport *hubs* and links, so all places where fans can *congregate* represent potential targets for terrorist attacks.

*Extra security was put in place* in an attempt to prevent these attacks during Euro 2016. French security efforts were focused on five key areas.



[41]

**Streets.** Law-enforcement authorities many of whom were heavily armed — had additional powers. They included:

- to place under house arrest anyone considered “a threat to security and public order”;
- to *tighten* border controls;
- to tighten *bans* on public gatherings.

**Team bases.** The hotels and training grounds of all 24 teams had a heavy police presence.

**Stadiums.** Spectators attending each of the tournament’s 51 matches could expect:

- more *rigorous* body searches and ID checks;
- confiscation of any large bags.

**Fan zones** also had metal detectors *installed* at entrances, with pat-downs, CCTV and sniffer dogs all being *utilised*. Fans with large bags were not allowed in.

**Transport network.** Armed police had become a *feature* of France’s main airports and train stations since the Paris attacks. Passport checks that had previously been ad-hoc became *routine* at such locations.

Police asked people to be *vigilant* at all times, especially in areas hosting Euro 2016 events, and follow the advice of local French authorities.

**11. Match the words in italics from the text to the synonyms.**

centre	set	watchful
gather together	strengthen	characteristic
prohibition	regular	additional
thorough	use	bring into being
		prohibition

**12. Fill in the correct preposition, then make sentences using these phrases.**

*at in on (2) under*

1. place .... house arrest
2. put ... place
3. focus ... five key areas
4. bans ... public gatherings
5. be vigilant .... all times

**13. Find in the text the English equivalents for the following word combinations.**

- 1) места трансляции матча
- 2) представлять потенциальную угрозу
- 3) предприняты дополнительные меры безопасности
- 4) опубликовать информацию
- 5) хорошо вооруженный
- 6) обладать дополнительными полномочиями
- 7) поместить под домашний арест
- 8) наложить строгие ограничения на скопление людей
- 9) сосредоточение крупных сил полиции
- 10) более тщательный досмотр
- 11) металлоискатели, установленные на входе
- 12) обыск
- 13) система видеонаблюдения
- 14) собака-ищейка
- 15) спонтанная, произвольная проверка паспортов
- 16) особенно в местах, где проводятся мероприятия
- 17) следовать совету

**14. Fill in the words from the list, then make sentences using these phrases.**

*sniffer, put, vigilant, place, focus, tighten, confiscation, presence, represent, rigorous, threat, hosting, install, routine*

1	..... potential target	8	..... body searches and ID checks
2	..... in place extra security	9	..... of any large bags
3	..... on five key areas	10	utilize ..... dogs and CCTV
4	..... under house arrest	11	..... metal detectors at entrances
5	.....to security and public order	12	..... passport checks
6	..... border controls	13	be ..... at all times
7	have a heavy police .....	14	areas ..... Euro 2016 events

**15. Speak on proactive measures against terrorist threats taken by French law-enforcement authorities.**

**WATCHING**

“Euro 2016: France police hold security drills”<sup>1</sup>

**Before you watch**

**16. Look at the picture and name 5 things you think you’ll see in the video.**



[42]

<sup>1</sup> Source: <http://www.bbc.com/news/av/world-europe-36476925/euro-2016-france-police-hold-security-drills>.

## While you watch

**17. Watch the video and check your answers.**

**18. Watch again and say what these numbers mentioned in the video mean.**

10 000 \_\_\_\_\_ 2 \_\_\_\_\_ 700 000 \_\_\_\_\_

**19. Watch the video and answer the questions.**

1. Where is the action taking place?
2. Where can people watch football matches live?
3. What are emergency services and French security testing?
4. What are two main aims of this training?
5. What are recommendations for fans?

## After you watch

**20. In pairs, discuss security drills of French police forces.**

**21. Think and say.** What counter-terrorism and security measures were in Russia ahead of FIFA 2018?

## READING 4

**22. Read the text and check your ideas.**

*FIFA World Cup 2018: Russia Taking Strict Measures to Combat Threat of Terrorist Attacks during the Tournament*

The 2018 tournament is considered to be one of the most protected.

A decree concerning “strengthened security measures during the Confederations Cup and the World Cup” came into force in June 2017.

Anti-terror measures included:

- ✓ restricting sales of arms and explosives;
- ✓ banning drones;
- ✓ limiting the right to protest;
- ✓ curbing driving in the tournament’s 11 host cities;
- ✓ forbidding entering these cities by bus without a special permit,
- ✓ banning on ships and boats movement close to the stadiums located in port cities;

✓ huge security on trains and planes transporting teams between match venues;

✓ several layers of security before entering a stadium;

✓ ID registers of all ticket-holders.

Special attention was paid to providing anti-terrorism safeguards of the infrastructure that was used for hosting the competition, such as the stadiums, accommodation units and training facilities, sporting venues, fan zones, commercial and touristic areas.

Preventive security operations aimed at detaining suspects, seizing weapons and thwarting plots were taken ahead of the 2018 World Cup.

In addition to counterterrorism measures, attention was placed on preventing clashes between fans, particularly following the violence between English and Russian fans at the European Championships in France in 2016.

To enhance security dummy runs were used.

### 23. Match the English and Russian equivalents.

1	restrict	a	беспилотный самолёт
2	ban	b	ограничивать
3	drone	c	ограничивать
4	curb	d	разрешать
5	permit	e	запрещать
6	layer	f	место проживания
7	accommodation	g	начинать
8	facility	h	ряд, барьер
9	launch	i	заговор
10	seize	j	объект
11	thwart	k	сталкиваться
12	plot	l	имитация
13	dummy	m	конфисковать
14	face	n	препятствовать

**24. Find in the text the English equivalents for the following word combinations.**

- 1) вступил в силу
- 2) ограничение на продажу оружия и взрывчатых веществ
- 3) ограничение движения
- 4) запрет на движение судов вблизи стадионов
- 5) ограничение проведения собраний, митингов, демонстраций, шествий и пикетирований
- 6) регистрация всех лиц, купивших билет на матч
- 7) принимать меры по обеспечению антитеррористической защиты тренировочных баз
- 8) прохождение нескольких зон безопасности до входа на стадион
- 9) усиление безопасности на поездах, перевозящих команды
- 10) задержание подозреваемых
- 11) учения
- 12) мешать заговору

**25. Think and say.** What counter-terrorism measures taken by Russia and France are similar? Are there any differences?

**ROLE PLAY      International Security Meeting**

*Work in groups of three or four.*

**Situation:** You are participating at the International security meeting. Discuss measures to combat threat of terrorist attacks prior and during large scale events.

**Cadet A.** *You are a police officer of the Ministry of the Interior of Russia reporting at the meeting. Use the ideas below to prepare what you are going to say to your colleagues. Use both languages.*

**Cadet B.** *You are foreign law enforcers. Use the ideas below to prepare questions you want to ask the speaker.*

**Cadet C.** *You serve as an interpreter.*

<i>Ideas</i>	<i>Useful language</i>
<ul style="list-style-type: none"> <li>• threats</li> <li>• the risk of extremist attacks</li> <li>• protection of players, fans, venues, facilities</li> <li>• limitations</li> <li>• bans</li> <li>• increased safety measures</li> </ul>	<ul style="list-style-type: none"> <li>• Is there any terror threat?</li> <li>• Is it safe to use public transport?</li> <li>• Are you going to place a ban on public gathering?</li> <li>• Will there be any limit on...? etc.</li> </ul>

Act out the meeting. Then change roles and act out it again.

### Reading 5

**26. Read the citation and comment on it:** “Sometimes a bag isn’t just a bag”.



[43]

**27. Read the extract issued by the National Counter Terrorism Security Office of the UK.**

*Counter Terrorism Protective Security Advice  
for Stadia and Arenas*

Your planning should include the seven key instructions applicable to most incidents:

- (1) Do not touch suspicious items.
- (2) Move everyone away to a safe distance.
- (3) Prevent others from approaching.
- (4) Communicate **safely** to staff, business visitors and the public.
- (5) Use hand-held radios or mobile phones away from the **immediate vicinity** of a suspect item, remaining out of line of sight and behind hard cover.
- (6) **Notify** the police.
- (7) Ensure that witnesses — whoever found the item or witnessed the incident — **remain** present to talk to the police.

**28. Match the words / phrases in bold from the text to their synonyms.**

*close proximity, stay, calmly and carefully, inform*

**29. Match the verbs to the words / word groups, then make sentences using these phrases.**

- |                |  |
|----------------|--|
| 1 do not touch | a everyone away                                  |
| 2 move         | b witnesses remain present to talk to the police |
| 3 prevent      | c mobile phones away from a suspect item         |
| 4 communicate  | d suspicious items                               |
| 5 use          | e the police                                     |
| 6 notify       | f safely   |
| 7 ensure       | g others from approaching                        |

**30. In pairs, give counter terrorism protective security advice to football fans.**

**WATCHING**

“Stadium announcement”<sup>1</sup>

**Before you watch**

**31. Read public address announcement information.**

1) May I have your attention please? The stadium is experiencing some temporary<sup>2</sup> difficulties. We are attempting to resolve them. Please remain in your seats. We will update you on the situation as soon as possible.

2) May I have your attention please? The match has been abandoned<sup>3</sup> for today on police advice. People in the stadium are advised to remain in their seats while the forecourt<sup>4</sup> is cleared of fans already evacu-



[44]

<sup>1</sup> Source: <http://edition.cnn.com/2016/05/15/world/uk-manchester-united/index.html>.

<sup>2</sup> Временные.

<sup>3</sup> Прекращать.

<sup>4</sup> Площадка перед стадионом.

ated from the stadium. Further announcement will be made as soon as possible.

3) May I have your attention please? Due to difficulties within the facility, we regret that the stadium must be cleared. The event has been canceled<sup>1</sup>. For your safety, please proceed to the nearest exit in an orderly fashion and leave the area. Your ticket stub<sup>2</sup> is your receipt. We are sorry for the inconvenience and thank you for your cooperation.

### While you watch

**32. Listen to CNN news (to 00.24). What is the report about?**

**33. Watch the second part of the video (00.25–00.40). Choose the correct announcement from Exercise 31.**

### After you watch

#### ROLE PLAY

#### Stadium announcement. Stadium Evacuation.

*Work in groups.*

**Cadet A.** *You are a stadium announcer.* Make an announcement on evacuation. Be careful of the appropriate speech rate and articulation. You should be loud enough and understandable.

**Cadet B.** *You are police officers* carrying out an evacuation of the stadium. Do it in a safe and calm atmosphere. Use the ideas below to prepare commands.

**Cadet C.** *You are spectators.* Listen to the stadium announcer, and then follow the command of the police officers.

- Remain calm
- Do not panic
- Do not use the elevators
- Walk

---

<sup>1</sup> Отменять.

<sup>2</sup> Корешок билета.

- Do not run to the nearest exit
- Leave the floor
- Continue all the way down the staircase to the exit etc.

Act out the evacuation. Then change roles and act out it again. Has the evacuation gone smoothly?

## READING 6

### 34. In pairs, answer the questions.

What are vulnerable areas<sup>1</sup> for pickpocketing?

Why is the possibility of pickpocketing very high during game days?

### 35. You are going to read the text about the influence of football matches on property crime. Before you read, match the words with their meanings.

1	mingle	a	a record of a person's psychological or behavioral characteristics, preferences, etc.
2	profile	b	probability
3	affect	c	mix
4	probability	d	a thing given of one's effort
5	likelihood	e	have an effect on, influence
6	considerably	f	the action of arresting someone
7	attract	g	chance
8	reward	h	be a magnet for
9	apprehension	i	very much
10	displacement	j	the action of moving from the place or position, dislocation

### 36. Read the text, check your ideas from Exercise 34 and answer the questions.

1. Who may football matches attract except fans?
2. What are the ways football matches influence crime?
3. Where are thefts likely to happen?
4. Why is the likelihood of apprehension low?

<sup>1</sup> Уязвимый участок.

### *The Effect of Football Club Barcelona Matches on Property Crime*

Football Club Barcelona (FCB) is one of the most important football teams in the world. Its present popularity is reflected in the attendance level of its matches with an average of over 70,000 visitors per match. Football matches may also attract a large number of criminals as a crowd increases their opportunities to commit any illegal act as well as reduce the likelihood of criminal apprehension, as criminals can mingle more easily with large crowds.

So, there are three main channels through which football matches may affect crime: (1) fan concentration, (2) self incapacitation (the profile of the average football fan is similar to the profile of the potential offender), and (3) police displacement.

The number of thefts seems to increase considerably on days holding football home matches.

The findings<sup>1</sup> show that property crime significantly increases (about 15–17 %). The results indicate a growth of crimes for the whole city of Barcelona and, specially, in the streets leading to the stadium and the areas that are up to 1 km away from it. Even though there is a large increase in the number of police officers around the stadium, potential offenders are attracted to crowds where the rewards are higher and the probability of apprehension is lower.



[45]

**37. Look at the words in bold in the text. Which of them you don't know?**

**38. Match the words in bold from the text to their synonyms.**

walker

place

prohibited

escape

have

distant

thief

visitor

money

---

<sup>1</sup> Полученные данные.

### 39. Read the extract from the web portal “welcome2018.com”.

#### *What to Do in Difficult Situations*

##### *Recommendations*

Russia is no more dangerous than other countries. The few districts that **strangers** would do well to **avoid** are located in the **remote** city suburbs, and they are more difficult to find than similar areas in Paris or New York. There are **pickpockets**, especially in popular tourist **spots**. To avoid them, use the same rules as everywhere — keep your wallet close to your heart and don't carry too much **cash** with you.

The Russian police have a right to stop **pedestrians** to check their documents, so **carry** your passport or its copy with a visa and registration stamp with you at all times.

Be careful when crossing the streets or getting into taxis. The best way to get a taxi is to use an online service or a mobile app. Don't use unlicensed taxis.

Also remember that the sale of alcohol in stores is **forbidden** from 11 pm to 8 am, and don't buy it from people on the streets.

### 40. Find in the text English equivalents to the following Russian words / phrases.

- 1) районы, которые приезжим следовало бы избегать;
- 2) окраины;
- 3) карманники;
- 4) популярные среди туристов места;
- 5) используйте те же правила, что и везде;
- 6) держите кошелек при себе;
- 7) не носите с собой много денег;
- 8) имеет право останавливать пешеходов (прохожих) для проверки документов;
- 9) всегда носите паспорт с собой;
- 10) переходя улицу, будьте осторожны и внимательны;
- 11) садиться в такси;
- 12) вызвать такси;
- 13) не покупайте алкоголь «с рук» на улице;
- 14) продажа алкоголя запрещена;
- 15) с 11 вечера до 8 утра.

**41. What preventive measures can you find in the text?**

**42. With a partner, translate the following questions into English and answer them. Give back translation.**

1. Является ли Россия безопасной страной для иностранных туристов?
2. В каких районах наблюдается повышенный риск карманных краж?
3. Какие правила следует соблюдать туристам, чтобы не стать жертвой воров-карманников?
4. Почему туристам всегда следует иметь при себе документы?
5. Какие правила следует помнить при вызове такси?
6. Существуют ли ограничения / запрет на продажу алкоголя в России?

**43. A significant component of the policing strategy is crime prevention education.**

**a) Study the poster.**

**b) Imagine you are a police officer providing crime prevention advice. Demonstrate these rules to the class and explain why tourists should observe them.**

*e.g. While travelling or visiting any mass sport event you should find ways to guard your belongings and to prevent yourself from being robbed.*

*A useful suggestion would be ...*

*Tips to Avoid Being Pickpocketed*



**AVOID BACK POCKETS**  
THIS IS THE MOST VULNERABLE PLACE TO PUT VALUABLES



**TRY NOT TO WALK THROUGH LARGE CROWDS**  
PICKPOCKETS CAN EASILY BLEND IN



**SHORTEN THE STRAP ON YOUR PURSE OR BAG**  
DANGLING BAGS AND PURSES ARE EASIER TO GRAB



**REFRAIN FROM HANDLING MONEY IN PUBLIC**  
EXPOSED MONEY CAN BE EASILY SNATCHED

Source | Wikihow

Jenny Lu | Online Graphics Associate

[46]

Notes:

vulnerable = at risk  
strap = belt  
dangling = hanging  
grab = take, snatch

blend in = assimilate  
refrain from = avoid doing  
handling = use, hold  
snatch = steal

**44. Use the words / phrases in the box to make word combinations with the verbs.**

<i>(don't, never) leave</i>	<i>(don't) carry</i>	<i>lock</i>
<i>(don't, never) take</i>	<i>(don't) use</i>	<i>limit</i>
<i>keep</i>	<i>(don't) handle</i>	<i>avoid</i>
<i>shorten</i>	<i>(don't) hang</i>	

- hotel safety deposit boxes or safes
- large amounts of cash
- back pockets
- bags in front of you
- alcohol consumption
- the bag closed
- the strap on your bag
- your bags unattended
- your bag over the back of your chair in a public place
- using personal stereos
- valuables in the car
- the bags close to you
- shortcuts through badly-lit areas
- documents and money out of sight
- the car
- unlicensed taxis
- money in public

**ROLE PLAY Safety and Crime Prevention Tips**

*Work in pairs.*



[47]

**Situation.** Police officers are educating foreign tourists on crime prevention measures.

**Cadet A.** *You are a police officer.* Use information of the previous exercises, posters and the ideas below to prepare what you are going to say to the tourist.

**Cadet B.** *You are a foreign tourist.*

Use information of the previous exercises, posters to prepare questions.  
*e.g. Taking a few sensible precautions can help you to enjoy your stay in Russia and avoid becoming a victim of crime.*

*A useful suggestion would be to avoid using mobile devices or personal stereos. You may not hear the traffic or someone approaching you. Make sure you ...*

Act out the situation, then change roles and act out it again.

**Useful language**  
*Asking for advice*

- 
- Do you think I should ...?
  - What do you advise?
  - What can/should I do?
  - What items are prohibited in your country?
  - Is it safe to ...?

**Giving advice**

---

- You should/shouldn't ...
- The best thing to do is ...
- It's best not to ...
- Another idea is to ...
- It would be a good idea ...
- Don't forget to ...
- Remember ...



[48]

abandon <i>v</i>	прекращать
ad-hoc <i>adj</i>	спонтанный
announcement <i>n</i>	объявление, сообщение
adverse <i>adj</i>	неблагоприятный
area <i>n</i> viewing area	территория зона просмотра, фан-зона
armed <i>adj</i> heavily armed	вооружённый сильно вооружённый
assault <i>n</i>	нападение
attendance <i>n</i> large attendance	аудитория, публика; зрители много зрителей (людей)
average <i>adj</i>	обыкновенный, обычный, средний
avoid <i>v</i>	избегать
clear <i>v</i>	освободить (помещение)
congregate <i>v</i>	собираться
contingency <i>n</i>	непредвиденное обстоятельство
curb <i>v</i>	ограничивать
custody <i>n</i> take into custody	арест, заключение арестовать, взять под стражу
detain <i>v</i>	задерживать, арестовывать
displacement <i>n</i>	дислокация; перемещение
dummy <i>n</i> dummy run	имитация учения
forbid (forbade; forbidden) <i>v</i>	запрещать
mingle <i>v</i> mingle in / with the crowd	смешиваться смешаться с толпой
heavy <i>adj</i> heavy police presence	сильный, интенсивный сосредоточение крупных сил полиции

keep <i>v</i> keep close	держать прятать, держать близко (при себе)
layer <i>n</i>	ряд, барьер
notify <i>v</i>	извещать, сообщать
overcrowd <i>v</i>	переполнять (людьми)
pose <i>v</i> pose a threat	представлять собой, являться представлять угрозу
proactive <i>adj</i>	упреждающий, профилактический
put <i>v</i> put in place	направлять, применять вводить в действие
restrict <i>v</i> restriction <i>n</i>	ограничить ограничение
reward <i>n</i>	награда; вознаграждение
rigorous <i>adj</i>	доскональный, тщательный;
seize <i>v</i>	конфисковать
self incapacitation <i>n</i>	зд. сходство преступника с болельщиком
strike <i>n</i>	забастовка
target <i>n / v</i> targeted warning	мишень, цель / предназначать, нацеливать целенаправленное предупреждение
thwart [ <i>θwa:t</i> ] <i>v</i> thwart a plot	препятствовать, разрушать (планы и т. п.) расстроить заговор; помешать выполнению заговора
tighten <i>v</i>	ужесточать, делать более строгим
unrest <i>n</i>	беспорядки, волнения
utilise <i>v</i>	использовать
vicinity <i>n</i> immediate vicinity	близость непосредственная близость
vigilant <i>adj</i>	бдительный

## SELF-ASSESSMENT-MODULE V

### Unit I

#### 1. Choose the correct word (words).

1. Stadiums, fan zones, venues broadcasting the tournament, transport hubs represent potential **problems/targets** for terrorist attacks.

2. Extra security **was called/was put in place** in an attempt to prevent these attacks during Euro 2016.

3. Law-enforcement authorities **place/release** under house arrest anyone considered “a threat to security and public order”.

4. Passport checks become **unusual/routine** at transport hubs during tournaments.

5. Anti-terror measures include **broadening/restricting** sales of arms and explosives.

6. **Huge/high security** on trains and planes transporting teams between match venues was provided.

7. To **attract/avoid** pickpockets, use the same rules as everywhere — keep your wallet **close to/far from** you and don't **carry/use** too much cash with you.

#### 2. Fill in the gaps with the words below.

*attract, limiting, careful, rigorous, tightening, check,  
thwarting, vigilant, commit, prevent*

1. There were more ... body searches and ID checks.

2. Preventive security operations are aimed at detaining suspects, seizing weapons and ... plots.

3. ... the right to protest and ... bans on public gatherings are measures taken in many countries to ... terror attacks.

4. People should be ... at all times, especially in areas hosting events.

5. Football matches may also ... a large number of criminals as a crowd increases their opportunities to ... any illegal act.

6. Russian police have a right to stop pedestrians to ... their documents.

7. Be ... when crossing the streets or getting into taxis.

**3. Use the verbs below to fill in the gaps.**

*avoid, keep, (don't) walk, (don't) carry, limit, (don't) take*

1. .... shortcuts through badly-lit areas
2. .... large amounts of cash
3. .... bags in front of you
4. .... alcohol consumption
5. .... using mobile devices or personal stereos
6. .... back pockets
7. .... documents and money out of sight

**4. Complete the phrases.**

1. Do not touch suspicious ...
2. Move everyone away to a safe ...
3. Prevent others from ...
4. Use mobile phones away from the immediate ... item

**5. Answer the questions.**

1. What counter-terrorism and security measures should be taken ahead of mass sporting events?
2. What are recommendations for people visiting these events?

*UNIT II*  
*Reporting Crime*

**SPEAKING ACTIVITIES**  
*Describing People: Appearance*

**WATCHING**

“Describing physical appearance”

**1. Watch the video and fill in the table with the words / word groups from the video where necessary. Read your notes.**

**Table.** *Describing physical appearance*

General appearance	
Height	....., six feet tall
Build	
Age	
Hair: colour	
length	
structure	....., receding hairline
Eyes: colour	
size	
Facial hair	....., stubble
Distinctive features	
Complexion	dark, pale
Skin	
Face	

2. Match the words to the pictures. Fill in the table with these words. Use them to make sentences.

- a wrinkles
- b scar
- c tattoo
- d freckles

[49–52]



3. Read an all-points bulletin and match the suspects' descriptions with the photofits. Underline new words / phrases used to describe a person. Fill new ones in the table "Describing physical appearance".

*Police Search for Suspects*

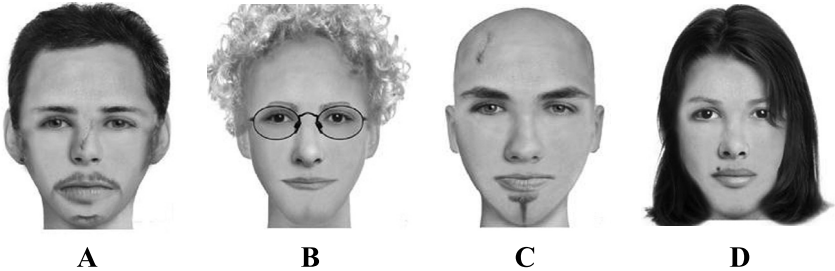
There is a police search for four pickpockets. Here are their descriptions:

**Barbara Dean** has got short curly blond hair, green eyes and glasses.

**Peter Bailey** has got short, black hair, a moustache and a beard, brown eyes, a scar on the nose and an earring in his right ear.

**Patricia Forster** has got long straight dark brown hair, dark eyes, full lips and a mole above her upper lip.

**Oliver Roberts** is bald. He's got a small beard, blue eyes and a scar on his forehead.



**REMEMBER!**

---

- Height and body build (**to be**)  
*He is a man of average height.*
- Hair colour, length and facial features (**to have**)  
*He has short black hair.*

**Adjective order**

1      2      3

She has *short straight black* hair

---

**4. Put the words in the correct order to make sentences. Use has got (hasn't got) or have got (haven't got).**

1. scars / Peter / Oliver / and  
*e.g. Peter and Oliver have got scars.*
2. brown / hair / curly / long / dark / Patricia
3. head / Oliver / a / shaved
4. eyes / blue / Oliver
5. hair / Barbara / blond / short / curly
6. Patricia / her / lip / upper / a mole / above
7. a / Peter / and / moustache / beard / a
8. glasses / Barbara

**5. Work in pairs. Ask and answer about these people.**

- e.g.*
- A. Has Barbara got short, black hair?  
B. No, she hasn't. She's got short curly blond hair.
- A. Has Peter got a scar?  
B. Yes, he has.

**6. Write the opposites of the phrases below.**

full lips — *thin lips*

tall guy — \_\_\_\_\_

slim girl — \_\_\_\_\_

big eyes — \_\_\_\_\_

curly hair — \_\_\_\_\_

short hair — \_\_\_\_\_

dark hair — \_\_\_\_\_

**7. Answer these remarks with the opposite description.**

e.g. *A: I thought you said he was the short, chubby one.*

*B: No, not at all, he's the tall, thin-faced one.*

**1 A:** Was that his friend, the dark-skinned, wavy-haired one?

**B:** No, completely the opposite, his friend's ...

**2 A:** So Ann's that rather plump, fair-haired woman, is she?

**B:** No, you're looking at the wrong one. Ann's ...

**3 A:** So, tell us about the new captain; good looking?

**B:** No, I'm afraid not; rather ...

**4 A:** I don't know why, but I expected the match commander to be middle-aged or elderly.

**B:** No, apparently he's only ...

**8. Who is it? Choose a person from your class not naming him/ her. Write a description of your classmate's appearance using information of Table 1. Report it to the group. The class guesses who this person is.**

**WATCHING**

"Describing people in English"<sup>1</sup>

**Before you watch**

**9. Complete the dialogues with the words in the boxes.**

**Describing a woman**

<i>eyes</i>	<i>brown</i>	<i>skirt</i>	<i>tall</i>	<i>white</i>
-------------	--------------	--------------	-------------	--------------

*Tracy* Excuse me, are you Ms. Davis?

*Shannon* No, I am not Ms. Davis but I know who she is.

*Tracy* Great! Can you tell me where to find her?

*Shannon* I am not sure where she is in the building now. I do know what she looks like though.

<sup>1</sup> Source: <https://www.youtube.com/watch?v=o23npkPCD-I>.

*Tracy* Can you describe her, please?  
*Shannon* She is a \_\_\_\_\_ woman, with dark \_\_\_\_\_ hair and light brown \_\_\_\_\_.  
*Tracy* Do you know what she is wearing?  
*Shannon* Yes. She is wearing a \_\_\_\_\_ dress shirt<sup>1</sup> and a black blazer and a \_\_\_\_\_.  
*Tracy* Thank you so much.  
*Shannon* You're welcome. I hope you find her.

### A popular figure

	<i>thin</i>	<i>young</i>	<i>white</i>	<i>short</i>
--	-------------	--------------	--------------	--------------

*Tracy* You know I am very inspired by Nelson Mandela.  
*Bridgette* Isn't he the former South African President?  
*Tracy* Yes, he is. He fought a long time for South Africa's independence.  
*Bridgette* He looks like Obama, doesn't he?  
*Tracy* Oh no, he doesn't! Mandela is old. Obama is \_\_\_\_\_!  
*Bridgette* But they are both tall and \_\_\_\_\_ and black and they have \_\_\_\_\_ hair.  
*Tracy* But Obama's hair is black, and Mandela has \_\_\_\_\_ hair.  
*Bridgette* Well, they look similar to me.

### A football player

	<i>muscular</i>	<i>skin</i>	<i>long</i>	<i>height</i>	<i>wears</i>
--	-----------------	-------------	-------------	---------------	--------------

*Tracy* I love football season! My favorite player is Sean Culver this season.  
*Bill* Who is that? He plays for Dallas?  
*Tracy* Yea. He is the running back<sup>2</sup>. He is average \_\_\_\_\_ and has brown \_\_\_\_\_.  
*Bill* I still don't know who he is. What does he look like?  
*Tracy* He is very \_\_\_\_\_, has \_\_\_\_\_ hair and \_\_\_\_\_ glasses to press conferences.  
*Bill* Oh! I know who he is. I do not like him, he helped beat my favorite team, the Patriots.

<sup>1</sup> Белая рубашка к вечернему костюму.

<sup>2</sup> Задний бегущий.

## While you watch

**10. Watch the video and check your answers.**

**11. Fill in the table “Describing physical appearance” with new descriptive words from Exercise 9. In pairs, read the dialogues.**

**12. Find in the dialogues above English equivalents for the following Russian sentences.**

1. Я знаю, как она выглядит.
2. Вы можете описать ее?
3. Она высокая женщина с темным оттенком кожи.
4. Вы знаете, во что она одета?
5. На ней белая рубашка к вечернему костюму, черный блейзер и юбка.
6. Он похож на Обаму, не правда ли?
7. Они оба высокие, худые, темные с короткими волосами.
8. Он среднего роста, у него смуглая кожа.
9. Как он выглядит?
10. Он физически здоровый и крепкий, у него длинные волосы, и он носит очки.

**13. Who is it? Work in groups. Choose a person from your class not naming him / her. The rest of the group ask questions to guess who this person is.**

- a young man / girl
- tall / thin / strong, etc
- hair / eyes / glasses / a mole / freckles
- name

*e.g.* A: Is it a young man or a girl?

B: A young man.

A: Is he tall?

B: No.

A: Has he got brown eyes?

B: Yes.

**14. Match the columns to make questions.**

- |                       |   |
|-----------------------|---|
| 1 <i>How old</i>      | a    are you?                           |
| 2 <i>How tall</i>     | b    build are you?                     |
| 3 <i>What type of</i> | c    freckles / a beard / glasses, etc? |
| 4 <i>What colour</i>  | d    your hair like?                    |
| 5 <i>What is</i>      | e    eyes have you got?                 |
| 6 <i>Have you got</i> | f    are you?                           |

**15. Complete these sentences with the best missing word. Then match the questions (1–6) to the answers (a–f) based on the photo.**

<i>tall</i>	<i>beard</i>	<i>hair</i>	<i>build</i>	<i>how</i>	<i>eyes</i>
-------------	--------------	-------------	--------------	------------	-------------

- 1) ... old is he?
- 2) How ... is he?
- 3) What type of ... is he?
- 4) What colour ... has he got?
- 5) What is his ... like?
- 6) Anything else? Has he got a moustache and a...?



[53]

<i>grey</i>	<i>short</i>	<i>tall</i>	<i>of medium build</i>	<i>his late teens</i>
-------------	--------------	-------------	------------------------	-----------------------

- |                                      |   |
|--------------------------------------|---|
| a) He is in ...                      | d) Not very ...                             |
| b) He's got ... straight brown hair. | e) No. He's clean-shaven.                   |
| c) He is ...                         | f) I think, they are ..., but I'm not sure. |

**16. Put the words in the correct order to make sentences. Make a response to the questions based on the photo above.**

1. are / colour / eyes / his / What?
2. hair / he / long / Has / got?
3. hair / dark / fair / he / Has / or / got?
4. straight / wavy / it / Is / or?
5. middle aged / Is / he?
6. shorter / taller / or / Is / he / you / than?
7. Has / skin / dark / got / he?
8. type / What / is / he / build / of?

17. In pairs, read the dialogues.

18. Work in pairs. Give a description of one of the fans (see the photos below). Your partner tries to guess who is being described.

**ROLE PLAY**                      **Describing a Suspect**

*Work in pairs.*

**Cadet A.** *You've witnessed a football related violence.* Choose one of the photos below not naming it. Be ready to describe the fan and answer cadet B's questions.

**Cadet B.** *You are a police officer.* Use the ideas of the exercises above to prepare questions. Ask cadet A's questions to reveal the fan he / she chosen.

Act out the conversation. Then change roles and act out it again.



[54]

*Describing Clothes*

**1. Match the descriptions to the pictures.**

**A**

- a** tight
- b** loose
- c** sleeveless

- d** long (short) sleeved
- e** hooded
- f** V-neck



**B**

- g** spotted
- h** plain
- i** striped

- j** checked
- k** patterned



**C**

- l** baggy jeans
- m** ragged jeans

- n** flat sandal
- o** high heeled sandal



**REMEMBER!**

---

❖ Clothes (to be wearing)

He was wearing *baggy jeans and a hooded T-shirt.*

**Adjective order**

1      2

She is wearing a *long patterned skirt.*

---

**2. Work in pairs. Describe each person on the picture to your partner and find the differences between your pictures. Ask questions to reveal details if necessary.**

**Cadet A.** Look at the picture on page 269 and follow the instructions.

**Cadet B.** Look at the picture on page 271 and follow the instructions.



*e.g. Cadet A.* My first person is a girl. She is quite tall and slim, and she's got long dark hair.

*Cadet B.* She looks similar to the girl on my picture. My first person is also a tall slim woman. Her hair is long and dark. What is she wearing?

*Cadet A* She is wearing a long patterned skirt and a long sleeved sweater.

*Cadet B.* That's the difference! The skirt is plain. And the second difference is that the woman in my picture is wearing a short sleeved sweater.

**LISTENING**

“Missing children: lost in a crowd”<sup>1</sup>

**Before you listen**

**3. Think and say.** When listening to a description of a lost person, what kind of information would you expect to hear?

---

<sup>1</sup> Source: <http://www.esl-lab.com/lost/lostrd1.htm#top>.

### While you listen

#### 4. Listen to the audio and choose the correct answer.

1. Where does the announcement take place?

- a) at a baseball stadium
- b) at a department store
- c) at an amusement park

2. What is the boy's name?

- a) Marshall
- b) Matthew
- c) Michael

3. How old is the boy?

- a) 4
- b) 5
- c) 6

4. What is the boy wearing?

- a) a white baseball cap
- b) black and white pants
- c) a blue and white sweatshirt

5. Where is the boy now?

- a) at the information desk waiting for his mom
- b) in the sporting goods section
- c) at the cashier where you pay for goods

### After you listen

#### 5. Use information from the announcement and fill in the Missing Persons Bulletin where necessary.

Name	
Sex	
Race	
Date of Birth (DOB)	

Age	
Height	
Weight	
Hair	
Eyes	
Complexion	
Clothing	
Additional Information	

**6. Translate “Crime bulletin: wanted persons” from Russian into English and fill in the form “The Missing / Wanted Persons Bulletin” given above.**

**A**

ФИО: Одинокое Даниил Андреевич.

Дата рождения: 12.03.1999.

Причина розыска: разыскивается как пропавший без вести.

В мае 2015 года около 7 часов утра ушел из дома на учебу в колледж и до настоящего времени его местонахождение неизвестно.

Приметы: На вид 17–18 лет, рост 184 см, среднего телосложения, лицо светлое, глаза каре-зеленые, волосы русые, был одет в куртку темно-синюю матерчатую прямую, черные классические брюки, черные ботинки, черная кожаная жилетка, белая рубашка с тонким узором, при себе имел сумку на длинном ремне черного цвета.

Особые приметы: шрам на левой ноге.



[55]

**B**

ФИО: Тимошенко Олег Евгеньевич.

Дата рождения: 10.01.1967.

Олег Тимошенко разыскивается МВД России и МВД Приднестровской Молдавской Республики — за бандитизм, умышленное убийство нескольких человек, умышленное уничтожение имущества собственника. На вид



[56]

45–50 лет, рост 190 см, полного телосложения, волосы темные, стрижка короткая, глаза карие, может носить бороду и усы.

Особые приметы: на левом плече татуировка, свободно владеет украинским и молдавским языками.

**7. a) Complete the questions (1–6) and answers (a–f) with the best missing word. Match the questions to the answers.**

<i>did</i>	<i>have</i>	<i>does</i>	<i>was</i>	<i>is</i>	<i>can</i>
------------	-------------	-------------	------------	-----------	------------

1. .... you describe a suspect, please?
2. What ..... he look like?
3. .... he tall?
4. Did he ..... facial hair?
5. What ..... he wearing?
6. .... you notice anything else?

<i>tall</i>	<i>stubble</i>	<i>built</i>	<i>forties</i>	<i>hooded</i>
		<i>tattoo</i>	<i>hair</i>	

- a He is average ..... He had short spiky .....
- b It was a man in his .....
- c He had .....
- d A .....on his neck.
- e Jeans, a light blue ..... sweatshirt and sneakers.
- f He is quite .....

**b) Read and act the dialogues.**

**ROLE PLAY Describing People: Appearance**

*Work in pairs.*

**Cadet A.** *You are a police officer.* Ask cadet B about a suspect / missing person. Use photos on pages 154–155. Pay attention to the details given below.

**Cadet B.** *You are a victim (You've lost a friend / relative).* Describe a suspect / a friend / a relative. Use photos on pages 154–155. Pay attention to the details given below. Answer Cadet A's questions.

Make note of the following information:

I. •name •sex •race •age •height •weight •hair •facial hair •eyes  
•complexion •distinctive features

II. clothing (head to foot): •hat •shirt •coat / jacket •pants •socks •  
shoes

Act out the dialogue. Then change roles and act out it again.



[57]



[58]



[59]



[60]



[61]



[62]



[63]

# MISSING !

<http://SomeoneIsMissing.com>



**NAME - Sarah Flooks**  
**AGE - 50**  
**EYES - GLASSES**  
**HAIR - RED**  
**HEIGHT - 6ft**  
**WEIGHT -**  
**LAST SEEN -**  
 At Her Home in Wanstead, East London March 2nd, 2006

**STILL MISSING PLEASE HELP**

disappearance is out of character  
 Missing Persons Unit at Barkingside  
**PHONE - +44 020 8345 3521**

# PLEASE HELP !

<http://SomeoneIsMissing.com>

# MISSING!

<http://SomeoneIsMissing.com>  
[www.findstevencook.co.uk](http://www.findstevencook.co.uk)



**NAME- STEVEN COOK STEVE**  
**AGE- 20**  
**HEIGHT-5'9"-5'10"**  
**WEIGHT- 155**  
**EYES- GREEN/ BROWN**  
**HAIR- DARK BROWN**  
**LAST SEEN-**



Malia, Crete  
 31st August 2005  
 1 September 2005

Officials:  
 British Consulate Crete: 0030 2810 224 012  
 British Consulate Athens: 0030 2107 237 727  
 Malia Police: 0030 2897 026 900

**PHONE - + (0)1244 613511**

[64]

## SPEAKING ACTIVITIES

## Vocabulary List

### Describing People: Appearance

attractive <i>adj</i>	привлекательный, очаровательный
baggy <i>adj</i> baggy trousers	мешковатый мешковатые брюки; брюки особого широкого покроя
bald <i>adj</i>	лысый
beard [ <i>biəd</i> ] <i>n</i>	борода
build <i>n</i> well built	телосложение крепкий; хорошо сложенный
checked <i>adj</i>	клетчатый, в клеточку
chubby <i>adj</i>	круглолицый, полнощёкий
complexion <i>n</i>	цвет лица
curly <i>adj</i>	кудрявый
dye <i>v</i> dyed <i>adj</i>	красить, окрашивать окрашенный
flat <i>adj</i> flats <i>n, pl</i>	без каблука, на низком каблуке (о туфлях) сандалии; туфли без каблуков

foot (pl feet) <i>n</i>	фут (30,48 см)
freckle <i>n</i>	веснушка
handsome <i>adj</i>	красивый, статный (о мужчине)
heeled <i>adj</i>	с каблуками, на каблуках
height <i>n</i> of medium height	рост среднего роста
hood <i>n</i> hooded	капюшон с капюшоном (об одежде)
loose <i>adj</i>	просторный, широкий (об одежде)
moustache [mə'sta:f] <i>n</i>	усы
overweight <i>adj</i>	грузный, ожиревший (о человеке)
patterned <i>adj</i>	узорчатый; с рисунком
plain <i>adj</i>	одноцветный, без узора (о материи)
plump <i>adj</i>	полный; пухлый
ponytail <i>n</i>	хвост
recede <i>v</i> receding hairline	удаляться, убывать зальсина (о волосах)
scar <i>n</i>	рубец, шрам
ragged <i>adj</i>	рваный (о поверхности материала)
sideburns <i>pl n</i>	короткие баки, бачки
slim <i>adj</i>	стройный
skin <i>adj</i>	кожа
skirt <i>n</i>	юбка
sleeve <i>n</i> sleeveless <i>adj</i>	рукав не имеющий рукавов
spiky <i>adj</i> spiky hair	заострённый колючие волосы (волосы, уложенные вверх при помощи стайлинга)
spotted <i>adj</i>	пятнистый; в горошек
straight <i>adj</i>	невьющийся (о волосах)
striped <i>adj</i>	полосатый

stubble <i>n</i>	щетина; коротко остриженные волосы
tight <i>adj</i>	плотно прилегающий, тесный (о платье, обуви)
ugly <i>adj</i>	некрасивый; уродливый
wavy <i>adj</i> wavy hair	вьющийся (о волосах) волнистые волосы
wrinkle <i>n</i>	морщина; складка

## SPEAKING ACTIVITIES

### Reporting Crime

**1. Read extracts from the tourist information website for the 2018 FIFA World Cup Russia. Give Russian equivalents to the phrases in *italics*.**

#### A. You are a Victim of a Wrongdoing

The first thing to do is to *get in touch with your embassy* or consulate. Embassy/consulate specialists will *help you with police inquiries* and if necessary help you *hire a lawyer*. Remember that you *are not obligated to talk to the police without a lawyer and an interpreter present*, and you *have the right to make one phone call if you have been arrested*.

#### B. Documents are Lost or Stolen

*Make a call, and file a report* at a police station. You'll need to *fill in a loss/theft of passport form* and *get a receipt, confirming the loss of your passport*.

**2. What rights do foreign citizens have once they become a victim of a crime?**

**3. Complete these questions 1–7 with the best missing word. Then match the questions to the answers a–h.**

*witnesses, wallet, line-up, happen, happened, fill in, stole*

*Police officer:*

1. Can you tell me what \_\_\_\_\_?
2. Can you describe the person who \_\_\_\_\_ your wallet?

3. What was in the \_\_\_\_\_?
4. What time did this \_\_\_\_\_?
5. Were there any \_\_\_\_\_?
6. Would you be able to pick him out of a \_\_\_\_\_?
7. Can you \_\_\_\_\_ this form, please and leave your contact details.

*Victim:*

- a) Officer, I'd like to report a crime.
- b) Okay.
- c) Yes, it was a slim man, about 6 feet tall with short, brown hair.
- d) I was in the metro when somebody pickpocketed me and stole my wallet.
- e) About 5 pm.
- f) I don't think so.
- g) A credit card, \$65, and my ID.
- h) That shouldn't be a problem.

**4. Match the questions (statements) 8–11 to the answers i–l.**

*Picking a Suspect out of a Line-up*

8. Thank you very much for your cooperation.
9. What number?
10. Could you please look at the five men in this line-up?
11. Do you recognise the suspect?

- i) I'm glad to help.
- j) He's there.
- k) All right.
- l) He's number four.

**5. Read and act the dialogue.**

**WATCHING**

“Crime story”

**Before you watch**

**6. Look at the photo and say a victim of what crime Simon Smithers is.**

**7. Name 5 things you think you'll see in the video.**  
**While you watch**

**8. Watch the video and check your answers.**

**9. Watch again. Listen to Simon Smithers' story and choose the correct answer.**



**1. Simon Smithers was attacked in**  
a) the street  
b) the shop  
c) a dark alley  
d) his house

**2. The attacker was**  
a) a rival fan  
b) an old man  
c) an old woman  
d) a group of minors

**3. The harm was inflicted by**  
a) a knife  
b) a beat  
c) a walking stick  
d) bodily contact

**4. The attacker took Simon's**  
a) bag  
b) wallet, phone and iPod  
c) bicycle  
d) phone and wallet



**10. Listen again and put the following sentences in the order they appear in the video.**

- a) So, now I'm scared.
- b) He took my wallet, he took my phone, he took my iPod.
- c) He hit me on the head with his walking stick.
- d) Yesterday I was walking to the shop when out of nowhere an old man attacked me.
- e) Then he kicked me on the ground and ran away

## After you watch

**11. Work in pairs. Match the questions to Simon's answers, there are some extras.**

1. What did the attacker look like?
2. How do you feel?
3. Do you need medical assistance?
4. Did the attacker hit you?
5. What did the robber steal?
6. Did the attacker threaten you?
7. What type of weapon was used?
8. Where did it occur?

**12. In pairs, read and act the dialogue.**

**13. a) Make up questions using the following words.**

- 1) tell / happen? *Can you tell me what happened?*
- 2) the attacker / look / like?
- 3) when / happen?
- 4) where / happen?
- 5) what / steal?
- 6) be / witnesses?
- 7) weapon / use?
- 8) how / feel?
- 9) fill in / form?

**b) Make up sentences using the following words / word groups.**

- (1) go through a ticket barrier / pickpocket / metro station / a wallet  
e.g. *My wallet ..... when I was .....*
- (2) choose a souvenir / bag stolen / a shopping mall / a wallet and camera
- (3) go by bus / steal / Fan ID

**c) Match the questions (a) to the sentences (b) and make up dialogues.**

## **ROLE PLAY**

## **Victim Crime Report**

*With a partner, act out the roles based on information given below.*

### *Situations*

**(1) Appeal after Fans Assaulted** *(an extract from the website of West Mercia Police, the UK)*

Two Chester FC fans have been assaulted on the way back to Wellington train station.

Police are appealing for information in relation to two incidents that occurred after Association Football Club (AFC) Telford United Trophy fixture with Chester City FC on Saturday 12th December.

The first incident occurred between 5–5:30 PM on King Street, Wellington near the turning for Constitution Hill and just before the Zebra crossing, they have been assaulted by a group of 5–6 males.

The Second incident possibly linked occurred between 5–5:20 PM on Regent Street by the entrance to New College car park, when a group of 12–15 males have assaulted them.

All males are described as aged between 15–18 Yrs of age and of Asian appearance, one wearing an Arsenal football top, one a jacket with a fur rim around the hood of the coat, another with a dark coloured “puffa” jacket and one possibly with a ripped coat.

Any Information, Please contact PC 3572 Steve Butler at Wellington Police Station quoting reference number: 0544S 121215.

Author: PC Steve Butler

**(2) Information from the website of the Russian MIA General Administration for Moscow**

В территориальный отдел полиции поступило сообщение от представителя гостиницы, расположенной на юге столицы, о том, что у одного из постояльцев пропал чемодан с личными вещами. Как выяснилось, свой чемодан не мог найти гражданин Австралии.

В результате дальнейшей работы полицейскими был установлен гражданин Саудовской Аравии, который проживал в той же гостинице, но уже выселился. Сотрудники полиции связались с коллегами в аэропорту, в который он направился, и попросили проверить его багаж. В ходе проверки оказалось, что чемодан гражданина Саудовской Аравии внешне очень схож с чемоданом австралийца. Он был удивлен, узнав, что забрал по ошибке чужой чемодан и чуть

не уехал с ним к себе на родину. В настоящий момент сотрудники полиции вернули туристу из Австралии принадлежащее ему имущество. Иностранец поблагодарил столичных полицейских за оказанную ему помощь и профессиональную работу.

**Use language such as:**

- ✓ Calm down.
- ✓ Did you see...?
- ✓ What did you have?
- ✓ What was stolen?
- ✓ Can you explain what happened?
- ✓ What did he look like?
- ✓ Pick the suspect out of the line-up.
- ✓ What you're feeling is completely natural.
- ✓ I can understand why you are upset.
- ✓ Fill in the form, please.

**Cadet A:** *You are a police officer.* Use the ideas below to prepare questions to ask a victim.

**Cadet B:** *You are a victim of the crime.* Use the ideas below to prepare what you are going to tell a police officer.

- an incident (what, where, when)
- stolen property (if any)
- the suspect
- his/her condition

Act out the conversation, then change roles and act out it again.

**WATCHING**

“A call to the police station”

**14. Watch the video. What type of crime does it deal with?**

**15. Watch the video again and put the questions in the order you hear them.**

1. Did the thief break the lock?
2. Did you lock it to something?

3. Can you tell me what happened ma'am?
4. Where exactly did you leave it?
5. When did you put it there?



[65]

**16. In pairs, answer the questions above. Then listen again and check your answers.**

**17. Act the dialogue.**

**Cadet A:** *You are an officer.* Ask Cadet B about

- the place and time of leaving the bicycle
- the lock and its integrity

**Cadet B:** *You lost your bicycle.* Answer Cadet A's questions.

**18. Read the extract and complete the conversation between a dispatcher and a witness.**

*Witnessing Fight*

There is a fight near Sportivnaya metro station.

There are ten men mainly involved. One of them has a pole. He is approximately 6ft tall, of medium build, with light ginger hair, wearing grey jeans and a black polo neck jumper.

You don't know if the others are armed or not.

*Dispatcher:* 102. Where is your emergency?

*Caller:* .....

*Dispatcher:* What is your phone number?

*Caller:* .....

*Dispatcher:* What is happening?

*Caller:* .....

*Dispatcher:* The police are coming now.

*Dispatcher:* Please look closely at the people. Can you describe the person with a pole? Do you know the nationality? White, black, Caucasian, Asian?

*Caller:* .....

*Dispatcher:* What is he wearing?

*Caller:* .....

*Dispatcher:* Thank you

**19. Read and act the dialogue.**

**WATCHING**

**20. Watch Channel One news (in Russian)<sup>1</sup>. Write a statement on behalf of the foreigner witnessed the accident. Use as much information as possible.**

Written Statement							
<input type="checkbox"/>	Victim	<input checked="" type="checkbox"/>	Witness	<input type="checkbox"/>	Defendant	<input type="checkbox"/>	Case #
Name (Last, First, Middle): <i>Francesco</i>							
Nationality:			Sex:	<input type="checkbox"/>	Male	<input type="checkbox"/>	Female
Date of birth:							
Address:							
Marital status:		<input type="checkbox"/>	Married	<input type="checkbox"/>	Single	<input type="checkbox"/>	Divorced
Employment:							
Mobile phone number:				Business phone number:			
Location of accident / incident:							
Date of accident / incident				Time of accident / incident:			
Statement: <i>Please include full details of the accident/incident, including photos, film and the names of those involved and any other details you think may be relevant or useful to any investigation.</i>							
<b>I have written and/or read the above statement and swear it is true.</b>							
Date form completed: _____							
Signature _____							

<sup>1</sup> Source: [https://www.1tv.ru/news/2013-09-21/58466-v\\_peterburge\\_politsiya\\_ischet\\_uchastnikov\\_draki\\_v\\_tsentre\\_goroda\\_kotoraya\\_soprovozhdalas\\_strelboy](https://www.1tv.ru/news/2013-09-21/58466-v_peterburge_politsiya_ischet_uchastnikov_draki_v_tsentre_goroda_kotoraya_soprovozhdalas_strelboy).

## ROLE PLAY                      Interviewing Witnesses

*Work in groups of three or four.*

**Cadet A:** *You are a police officer.* Use the ideas below to prepare questions to ask a witness.

**Cadet B:** *You are a witness to the crime.* Use the ideas below to prepare what you are going to tell a police officer.

**Cadet C:** *You act as an interpreter.*

- the witness's personal information (name, origin, place of residence)
- the incident (location, date, time)
- the suspect's nationality / appearance / age / clothing
- the suspect's weapon if any
- other details

Act out the conversation, then change roles and act out it again.

### *SPEAKING ACTIVITIES* *Reporting Crime*

### **Vocabulary List**

appeal <i>v</i>	обращаться (за информацией)
confirm <i>v</i>	подтверждать
crossing <i>n</i>	перекрёсток; пешеходный переход (через улицу)
zebra crossing [,zebrə / ,zi:brə]	пешеходный переход (типа «зебра»)
embassy <i>n</i>	посольство
file <i>v</i> file a report	обращаться (с заявлением) написать заявление
fill in /out <i>v</i>	заполнять (анкету)
ginger <i>adj</i> ginger hair	рыжий рыжие волосы
inquiry [ɪn'kwɪəri] <i>n, Amer</i>	вопрос, расспрашивание; расследование

jacket <i>n</i> puffa jacket	куртка пуховик
jumper <i>n</i> polo neck jumper	джерпер, толстовка водолазка
kick <i>v</i>	бить ногами, пинать
line-up <i>n / v</i>	предъявление / предъявлять для опозна- ния
lock <i>n / v</i>	замок / запирать, фиксировать; сцеплять
look <i>v</i> look closely	смотреть внимательно смотреть, присматриваться
loss <i>n</i>	потеря
obligate <i>v</i>	обязывать
pick out <i>v</i>	отличать, различать
receipt [ <i>r'si:t</i> ] <i>n</i>	расписка, квитанция
recognise <i>v</i>	узнавать, опознавать
rip <i>v</i>	рваться
scare <i>v</i>	пугать; испугать, напугать
steal (stole, stolen) <i>v</i>	воровать, красть
touch <i>v</i> get in touch	соприкасаться, взаимодействовать связаться
turning <i>n</i>	поворот дороги
wallet <i>n</i>	бумажник

## SELF-ASSESSMENT-MODULE V

### Unit II

#### 1. Find the odd word out in the following sets of words.

- 1) slim, plump, overweight, well built, average built, of medium height
- 2) straight, curly, shoulder length, wavy, spiky
- 3) stubble, handsome, moustache, beard
- 4) wrinkles, scar, tattoo, dyed, freckles
- 5) bald, old, young, middle-aged, in his mid to late twenties
- 6) long sleeved, tight, hooded, boots, loose
- 7) spotted, dirty, checked, striped, patterned

**2. Put the words in the correct order to make sentences. Make a response to the questions based on the photo and information below.**

1. Can / please /you / a suspect / describe?
2. What / like / he / look / does?
3. Is / tall / he?
4. Is / shorter / taller / or / he / you / than?
5. What / is / hair / like / his?
6. Has / hair / dark / fair / he / or /got?
7. What / are / colour / eyes / his ?
8. Has / skin / dark / got / he?
9. Has / and / got / a moustache / he / a beard?
10. What / wearing / he / was?
11. Did / else / notice / you / anything?



*Physical description:*

Height: 1.88 meter

Weight: 68 Kg

Colour of hair: Black

Colour of eyes: Light brown

**3. Put the words in the correct order to make sentences. Match the questions to the sentences to make up a dialogue. Use notes if necessary.**

1. Can / me / what / you / happened / tell?
2. When / happen / did / it?
3. Where / it / did / happen?
4. What / stolen / was?
5. What / in / the wallet / was?
6. was / I / on the Metro platform/ waiting / for a train.
7. was / The waiting area / crowded.
8. A man / me / into / bumped
9. on my purse / I / the zipper / was / noticed / open.

*Notes:*

- the wallet
- credit card, cash, \$50 gift certificate
- in the morning

# MODULE VI

## POLICING FOOTBALL MATCHES

Policing operations are usually split into *three stages*:

- *before*
- *during* and
- *after the game*.

### READING 1

#### 1. Read the text.

##### *Necessary Steps to Be Taken in Preparation for a High-Risk Match*

These steps include:

- to train police forces in methods for welcoming and helping visiting supporters;
- to **brief** all police personnel properly prior to **deployment**;
- to train stewards;
- to prevent risk supporters from travelling abroad;
- to raise public **awareness** of adopted and **proposed** measures;
- to provide visiting supporters with the information on behaviour standards;
- to provide watching **facilities**;
- to **segregate** travel and approach **routes** (including car and coach parks) of **rival** supporters;
- to monitor the travel arrangement of the visiting team's supporters;
- to **escort** groups of away fans to the stadium if necessary;
- to **keep an eye** on pubs around the stadium;
- to **supervise** the car and coach parking areas;
- to use spotters.



[66]

## 2. Match the English and Russian equivalents.

1	brief	a	выставление на посты
2	deployment	b	разделять, рассредоточивать
3	awareness	c	инструктировать
4	segregate	d	присматривать
5	rival	e	осведомленность; информированность
6	travel arrangement	f	поездка, передвижение
7	keep an eye	g	осуществлять надзор
8	supervise	h	мера
9	properly	i	соперничающий
10	step	j	должным образом

## 3. Match the Russian and English equivalents.

1	до обеспечения правильной расстановки (сотрудников)	a	brief personnel properly
2	распределить потоки следования	b	prior to deployment
3	инструктировать личный состав должным образом	c	raise public awareness
4	присматривать за пабами, расположенными недалеко	d	segregate routes
5	от стадиона	e	rival supporters
6	повысить осведомленность граждан	f	monitor travel arrangements
7	контролировать передвижения	g	keep an eye on pubs around the stadium
8	осуществлять надзор за парковочными зонами	h	supervise parking areas
9	меры, которые необходимо предпринять	i	steps to be taken

**4. Match the words in bold from the text to their synonyms.**

watch (2)	services	opposing
way	separate	knowledge
instruct	planned	guide
positioning		

**5. Fill in the correct preposition, then make sentences using these phrases.**

*in on (2) prior to with for*

1. keep an eye ..... pubs
2. brief personnel ..... deployment
3. provide visiting supporters ..... the information
4. provide information ..... behavior standards
5. methods .... welcoming and helping visiting supporters
6. train police forces .... methods.

**6. Fill in the words from the list, then make sentences using these phrases.**

*provide, methods, use, escort, train, supervise,  
prevent, raise, brief, monitor, keep, segregate*

1. .... police forces
2. .... for welcoming and helping visiting supporters
3. .... personnel prior to deployment
4. .... risk supporters from travelling abroad
5. .... public awareness
6. .... supporters with the information
7. .... travel routes
8. .... the travel arrangements
9. .... away fans to the stadium
10. .... an eye on pubs
11. .... the car and parking areas
12. .... spotters

**7. Read the statement. Think and say what kind of information can be provided.**

“You need to give people  
as much information as you can  
before they get to the event.”

*Susan Lees,  
Senior Events Manager Liverpool Culture Company*

**8. Work in pairs. Speak on police proactive measures prior to the match.**

**READING 2**

**9. Read the text.**

*Measures to Be in Place during Match Time*

UEFA highlights the following **binding** instructions for high risk matches:

- to open the stadium sufficiently **in advance** to ensure spectators are **accommodated** without problems;
- to control entering spectators (including searching for alcohol, pyrotechnics and dangerous or abusive banners);
- to control spectators during the match (both by stewards and closed-circuit television cameras (**CCTV**));
- to **prohibit** the sale of alcohol;
- to separate rival fans effectively.

**10. Match the English and Russian equivalents.**

<b>1</b> binding	<b>a</b> выдвигать на первый план
<b>2</b> in advance	<b>b</b> соперничающий
<b>3</b> accommodate	<b>c</b> размещать
<b>4</b> abusive	<b>d</b> система видеонаблюдения
<b>5</b> highlight	<b>e</b> обязательный
<b>6</b> rival	<b>f</b> запрещать
<b>7</b> prohibit	<b>g</b> заблаговременно
<b>8</b> CCTV	<b>h</b> оскорбительный

### 11. Match the Russian and English equivalents.

1	размещать без проблем	a	highlight binding instructions
2	контролировать с помощью системы видеонаблюдения	b	to open the stadium in advance
3	выдвигать на первый план обязательные инструкции	c	accommodate without problems
4	разделять болельщиков соперничающих команд	d	search for abusive banners
5	досматривать с целью выявления баннеров, содержащих оскорбительные высказывания (изображения)	e	separate rival fans
6	открывать стадион заблаговременно	f	prohibit the sale of alcohol
7	запрещать продажу алкоголя	g	control by CCTV

### 12. Match the words in bold from the text to their definitions.

1. \_\_\_\_\_ to provide them with a place to live or stay
2. \_\_\_\_\_ ahead in time
3. \_\_\_\_\_ the use of video cameras to transmit a signal to a specific place, on a limited set of monitors
4. \_\_\_\_\_ involving an obligation that cannot be broken
5. \_\_\_\_\_ forbid smth or make smth illegal

### 13. Fill in the words from the list, then make sentences using these phrases.

*control (2), accommodate, open, prohibit, separate, search*

1. .... the stadium sufficiently in advance
2. .... spectators without problems
3. .... entering spectators
4. .... for alcohol
5. .... the sale of alcohol
6. .... spectators by CCTV
7. .... rival fans

**14. Work in pairs. Speak on police proactive measures during the match.**

**READING 3**

**15. Read the text.**

*Post-Match Recommendations*

Post-match measures include:

- the fast and separate departure of rival fans;
- the appropriate identification and punishment of offenders;
- drawing lessons from the past experiences of clubs and other agencies.

**16. Find in the text the English equivalents for the following word combinations.**

- 1) отъезд болельщиков соперничающей команды
- 2) быстрый и отдельный отъезд болельщиков
- 3) должная идентификация правонарушителей
- 4) извлекать уроки из прошлого опыта

**17. Work in pairs. Speak on police post-match proactive measures.**

**WATCHING**

“Policing at Southend United FC”<sup>1</sup>

**Before you watch**

**18. Think and say.** How many levels does policing football matches include? What are they? What activities do law enforcers undertake policing the game?

---

<sup>1</sup> Source: <https://www.youtube.com/watch?v=WIPssv0ndZI>.

**19. Remember the following words:**

pull together	работать сообща
mindful (of)	внимательный
disruption	нарушение
stamp out	подавить
stamp out trouble	подавить беспорядки
in support of	в помощь
elevation	высота
volume	большое количество
run high	накаляться, бушевать
tempers flare	страсти разгораются
keep close watch	постоянно следить
draw	ничья

**While you watch**

**20. Watch the video and make notes about football match policing according to the plan below.**

- Pre-match activities
- Police forces involved in policing the football match
- Match category (the level of risk)
- Number of police officers involved
- Police duties
- Police activities at the stadium
- Consequences for fans' misbehavior
- The score<sup>1</sup>
- Number of fans

**21. Watch the video again and answer the questions. Check your answers with a partner.**

1. What event is Detective Constable (DC) Richard Spooner speaking at?
2. Who are the participants of this meeting?

---

<sup>1</sup> Счёт (в игре).

3. Who should police officers be mindful of?
4. What are police officers responsibilities?
5. What activities do officers carry out before and after the match?
6. What units are involved to stamp out trouble?
7. What do police do during the match?
8. What are police post-match activities?

### After you watch

#### **ROLE PLAY      An Interview with an Officer**

*Work in pairs.*

**Cadet A.** *You are the police match commander. You were in charge of officers policing the match Southend United v Millwall FC. Use the ideas below to prepare what you are going to say to an interviewer.*



**Cadet B.** *You are a reporter. You are going to interview the officer who ensures safety at football matches. Use the ideas below to prepare questions for the interview.*

[67]

- what teams played
- the match category
- police forces involved
- number of police officers involved
- before, during and after match activities
- any problems with fans
- how successful the policing operation was

Act out the interview, then change roles and act out it again.

## READING 4

### 22. Read the text.

#### *Stadium Safety Measures for High Risk Matches*

Possible additional safety and security measures could include:

✓ *enhancing security checks and searches at entry points;*

✓ *increasing the number of stewards / police officers:*

- at entry and exit points in spectator sectors;

- around the field of play;

- in the front rows of seats in the stadium;

- between groups of rival supporters;

✓ *separating opposing teams' supporters:*

- creating an unoccupied area between rival supporters;

- constructing separation barriers / fences;

- using fire-retardant netting to cover seats;

- installing low, removable barriers to prevent pitch invasion;

✓ *requesting the presence of visiting stewards (experienced in managing the visiting supporters);*

✓ *keeping spectators in the stadium at the end of the match until order can be guaranteed outside the stadium.*

In such cases, the following principles shall be observed:

- to announce about the decision to retain a group of supporters shortly before the end of the match (in the language of the supporter group);

- to inform the retained supporters regularly of how much longer they may have to wait before being allowed to leave the stadium.



[68]

### 23. Match the synonyms.

1 additional

2 rival

3 enhancing

4 unoccupied

5 retain

a empty

b field of play

c extra

d keep

e fireproof

6	pitch	f	opposing
7	fire-retardant	g	not fixed
8	removable	h	increasing

**24. Find in the text the English equivalents for the following word combinations.**

- 1) в передних рядах
- 2) между болельщиками соперничающих команд
- 3) создать свободную зону
- 4) установить разделительные ограждения
- 5) огнестойкая сетка для покрытия сидений
- 6) установление мобильных ограждений
- 7) удерживать болельщиков
- 8) незадолго до окончания матча
- 9) сообщать о решении

**25. Fill in the words from the list, then make sentences using these phrases.**

*shortly before, construct, inform, enhance, how much longer, install, retain, increase, use, keep, request, create*

1. .... security checks
2. .... the number of police officers
3. .... an unoccupied area
4. .... separation barriers
5. .... fire-retardant netting to cover seats
6. .... removable barriers
7. .... the presence of visiting stewards
8. .... spectators in the stadium at the end of the match
9. .... a group of supporters
10. .... the end of the match
11. .... the retained supporters regularly
12. .... they may have to wait

**26. Fill in the table.**

1	What activities are likely to be used for additional safety and security measures for high risk matches?	
2	What places are stewards / police officers located at?	
3		creating an unoccupied area between rival supporters; constructing separation fences; using fire-retardant netting; installing ...
4		to inform the retained supporters regularly of how much longer they may have to wait before being allowed to ...

**27. Work in pairs. Create an announcement about the retention of supporters within the stadium (in Russian and English).**

*Useful language*

- for security reasons
- within the stadium
- group of supporters
- retain
- for a period of
- while other supporters disperse

**28. In pairs, act out the conversation based on Exercise 26.**

*e.g. "For high risk matches stadiums are enhanced with safety measures. Have you heard it?"*

*"No. I haven't. What's like?"*

## READING 5

**29. Read the text and give Russian equivalents to the phrases / sentences in italics.**

*Post-match Police Report for the England v Slovenia  
Football Match at Wembley on November 15, 2014*

Match Category A

Result: 3 — 1 (England won with a score of 3 goals to 1)

Home: 79243

Away: 1500

Total: 80743

Total arrests: 1

### **Pre-match**

Small groups of both England and Slovenian supporters were *identified in various locations* throughout the West End and *around iconic sites without issue*.

The Baker Street area that is often *favoured by football supporters* was *fairly quiet* with the Globe<sup>1</sup> and Metropolitan Bar very *busy with English fans*. They were *quite loud* but *caused no particular issue* for police. The bars around the Wembley area were busy but *saw little issue of note*.

*A steady flow of supporters* made their way into the stadium *in a timely fashion* without any major incident.

### **During match**

The game *commenced on time* and *saw no particular incidents*.

Slovenian supporters did *sing* and *chant towards English fans* as the game ended but this did not last for long or cause any issue.

### **Post-match**

*Dispersal* was very *quick* and *incident free* with *no reports* of any *football related disorder* around the Wembley area or in Central London.

**30. Find in the text the most frequently used word and phrases with it. Make up sentences using these expressions.**

---

<sup>1</sup> A traditional English pub.

**31. Fill in the table. Use information from the text.**

Match Assessment			
	Fans		
Policing operation stages	Location	Behavior / activities	Issue
Pre-match			
During match			
Post-match			incident free

**32. With a partner, translate the following questions into English and answer them. Give back translation.**

1. Какие команды встречались?
2. Какая категория матча?
3. С каким счетом закончился матч?
4. Где находились болельщики до матча?
5. Были ли зафиксированы какие-нибудь проблемы?
6. Происходили столкновения между болельщиками по пути к стадиону?
7. Что происходило на стадионе?
8. Были ли инциденты после матча?
9. Как прошло рассредоточение болельщиков?

**ROLE PLAY Talking about Policing Football Matches**

*Work in groups.*

**Cadet A.** *You are the police match commander. You were in charge of officers policing the match England v Slovenia. Use the ideas below to prepare what you are going to say to your Russian colleagues.*

**Cadet B.** *You are a police officer of the MIA of Russia. You are going to interview the officer who ensured safety at the football match. Use the ideas below to prepare questions for the interview.*

- what teams played
- the match category

- before, during and after match activities
- fans' behavior
- any problems
- how successful the policing operation was

**Cadet C.** *You serve as an interpreter.*

Act out the conversation, then change roles and act out it again.

### READING 6

**33. Read the text quickly. Which paragraphs talk about these topics?**

- alcohol prohibition
- viewing areas
- general preventive strategy
- entrance security measures

**34. Read the fourth paragraph of the text. Put these things (a-e) in order they appear.**

- checking
- access restriction
- entry / exit division
- fan separation
- passageways reservation

**35. Read the rest of the text. Are these sentences true (T) or false (F)?**

- To prevent violence during sports events, Moscow authorities introduced the Football Police Unit.
- Law enforcement agencies are likely to know the number of people attending viewing areas.
- Match day alcohol and demonstrations bans are imposed throughout neighbourhood.
- Authorities plan routes, parking spaces and adjustments to the traffic.
- Police take measures to prevent unlawful acts by spectators.

### *Spectator Security and Safety in Moscow*

(1) At the beginning of 2000 over 900 000 supporters attended football matches every year. The Russian Federation witnessed an outbreak

of anti-social behaviour and the development of violent football supporters' movements.

(2) To prevent violence during sports events, the Government of Moscow developed a comprehensive strategy, introduced safety managers within football clubs and established cooperation with neighbouring cities and towns.

(3) When a stadium does not have the capacity to accommodate all fans, cities may decide to set up giant screens in public areas. As there are no tickets, no accreditation, it is impossible to determine in advance the number of people who will attend.

(4) Measures to restrict spectator access and to reserve passageways must be taken, for example, to separate entry and exit points. Spectators are checked for weapons or dangerous objects before they enter the viewing area. To avoid conflict between fans of opposing teams, they are placed in separate areas divided by a security corridor.

(5) The presence of a giant screen has an impact upon the neighbourhood: the local authority can take measures to ban the sale of alcohol in the neighbourhood; it should also plan for road traffic adjustments and car parking.

(6) During the match, law enforcement agencies carry out preventive search measures, focusing on "high-risk" individuals. The procedures used when dealing with unlawful acts by spectators and the departure of spectators by public transport are the same as the measures taken at large sports events.

### **36. Find in the text the English equivalents for the following word combinations.**

1) предотвращать столкновения во время проведения спортивных мероприятий

2) ввести должность руководителя службы безопасности футбольных клубов

3) устанавливать сотрудничество с соседними городами

4) не вмещать всех болельщиков

5) ограничить доступ болельщиков

6) отделять вход и выход

7) проверять болельщиков на наличие у них оружия и опасных предметов

- 8) размещены отдельно друг от друга, разделенные коридором безопасности
- 9) запрет на продажу алкоголя на близлежащих территориях
- 10) регулирование дорожного движения

**37. Work in pairs. What do you understand these sentences from the text mean?**

The Russian Federation has witnessed an outbreak of anti-social behaviour and the development of violent football supporters' movements. (1)

The procedures used when dealing with unlawful acts by spectators and the departure of spectators by public transport are the same as the measures taken at large sports events. (6)

**38. Make notes of measures taken to prevent football violence. Discuss them with a partner.**

**READING 7**

**39. Read extracts from the press conference devoted to providing security during the 2017 FIFA Confederations Cup and 2018 FIFA World Cup.**

*«Мы прикладываем все усилия,  
чтобы Кубок конфедераций FIFA 2017  
прошел в безопасных и комфортных условиях»*

(1) «Сотрудники полиции будут привлекаться к обеспечению усиленных мер безопасности во всех контролируемых зонах. Будут осуществлять досмотр граждан при проходе на стадион, участвовать в обеспечении безопасности команд-участниц турнира.

(2) Особое внимание будет уделяться защите транспортных коммуникаций — аэропортов, вокзалов, линий метрополитена и других объектов транспорта.

(3) Владельцам оружия в этот период разрешено хранить только гражданское оружие. Его перевозка и ношение запрещены.

(4) Граждане, которые были замечены в грубых нарушениях, жгли пиротехнику, ломали мебель, пытались устраивать драку, находятся под пристальным наблюдением правоохранительных органов. Также существует список персон, которым решением суда

запрещено посещение спортивных соревнований. Он размещен на официальном сайте МВД России.

(5) Правоохранительные органы рекомендовали ограничить продажу алкоголя в дни проведения матчей в непосредственной близости от мест массового скопления людей — стадионов, транспортных узлов и фан-зон».

*Первый заместитель начальника  
Управления по обеспечению безопасности  
крупных международных и массовых спортивных мероприятий  
МВД России,  
генерал-майор полиции Антон Гусев*

#### 40. Work in groups. Translate the text above into English.

##### ROLE PLAY

##### Press Conference

##### Devoted to Providing Security at a Large Scale Event

*Work in groups of three or four.*

**Cadet A.** *You are an official of the MIA of Russia. Use the ideas below to prepare what you are going to say to reporters.*



[69]

**Cadet B.** *You are a reporter. Use the ideas below to prepare questions you want to ask the speaker. Use both languages.*

**Cadet C.** *You serve as an interpreter.*

- access control to the stadium
- security of transport hubs
- weapon possession
- troublemakers and FBOs
- alcohol sale

Act out the press conference, then change roles and act out it again.

**41. Read the extract from the official FIFA site. Was policing football matches a success during the 2017 Confederations Cup? What do numbers mentioned in the extract mean?**

Over half of the fans from overseas (60 per cent) said that the tournament had exceeded their expectations, and 80 per cent said they returned home with a better opinion of Russia. The level of security was also appreciated, with 95 per cent saying they felt safe and secure inside the stadium, and 93 per cent stating likewise about the host cities in general.

**42. Watch the video “Fans about hospitality at the 2018 FIFA World Cup”. What opinions about the FIFA 2018 and Russia do fans express?**

*Module VI*

**Vocabulary List**

adjustment <i>n</i>	регулирование
advance <i>adj</i> in advance	предварительный, заблаговременный заблаговременно, заранее
accommodate <i>v</i>	размещать
arrangement <i>n</i>	информированность, осведомлённость
avoid <i>v</i>	избегать, уклоняться
aware <i>adj</i> be aware of awareness <i>n</i>	знающий, осведомлённый знать, сознавать информированность, осведомлённость
binding <i>adj</i>	обязательный;
brief <i>v</i>	инструктировать; информировать
busy <i>adj</i>	оживлённый (об улице)
capacity <i>n</i>	вместимость, объём
commence <i>v</i>	начинаться
comprehensive <i>adj</i>	всесторонний, полный
cover <i>v</i>	накрывать, закрывать, покрывать
departure <i>n</i>	отправление, отбытие, отъезд, уход
deployment <i>n</i>	выставление на посты
determine <i>v</i>	определять, устанавливать

disperse <i>v</i> dispersal <i>n</i>	разгонять; рассеивать разгон; рассеивание
favour <i>v</i>	оказывать предпочтение
flow <i>n</i>	движение, поток
giant <i>adj</i>	гигантский, огромный
impact <i>n</i>	влияние, воздействие
install <i>v</i>	устанавливать
issue <i>n</i>	проблема
keep <i>v</i> keep an eye	держат, хранить внимательно следить
iconic <i>adj</i>	культовый
observe <i>v</i>	соблюдать, обращать внимание
outbreak <i>n</i>	вспышка
netting <i>n</i> fire-retardant netting	сетка огнестойкая сетка
quiet <i>adj</i>	спокойный, тихий
passageway <i>n</i>	проход
prior to <i>prep</i>	до, перед
propose <i>v</i> proposed <i>adj</i>	предлагать, планировать предлагаемый, запланированный
removable <i>adj</i>	передвижной; подвижный, мобильный
request <i>v</i>	просить, обращаться с просьбой
retain <i>v</i>	держат; удерживать
route <i>n</i>	маршрут, путь следования
score <i>n/v</i> end with a score of 2 to 1	счёт очков (в игре) / выигрывать закончиться со счётом 2:1
segregate <i>v</i>	отделять, изолировать, рассредоточивать
set up <i>v</i>	устанавливать, ставить
steady <i>adj</i>	постоянный, ровный
site <i>n</i>	место
split (split, split) <i>v</i>	разделять, делить на части

supervise <i>v</i>	смотреть, наблюдать (за чем-л.)
timely <i>adj</i> in a timely fashion	своевременный своевременно
treat <i>v</i>	обращаться, обходиться, вести себя (по отношению к кому-л.)

## SELF-ASSESSMENT MODULE VI

### 1. Fill in the correct word/phrase.

*segregate, retain, stages, keep an eye, caused,  
dispersal, free, issue, provide*

1. Football policing operations are usually divided into three ...: before, during and after the game.

2. Before the match police ..... visiting supporters with the information on behavior standards; ..... travel and approach routes of rival supporters, ..... on pubs around the stadium.

3. Announcement about decision to ..... a group of supporters shortly before the end of the match (in the language of the supporter group) should be made.

4. .... was very quick and incident ..... with no reports of any football related disorder.

5. Supporters were quite loud but ..... no particular ..... for police.

### 2. Choose the correct word/words.

1. To **provoke/avoid** conflict between fans of opposing teams, they are placed in separate areas divided by security **corridors/forces**.

2. In some cases, spectators are **kept/detained** in the stadium at the end of the match until **order/protection** can be guaranteed outside the stadium.

3. The local authority can take measures to **ban/increase** the sale of alcohol in the neighbourhood.

4. During the match law enforcement agencies carry out **preventive/repressive** search measures, focusing on “high-risk” individuals.

5. Many fans visited Russia appreciated the level of **care/security** during the championship saying they felt **self/certain** and secure inside the stadium.

**3. Give synonyms to the following words.**

*watch, separate, way, opposing, problem, retain, enhance*

**4. Fill in the words from the list, then make sentences using these phrases.**

*monitor, inform, search, separate, control, raise, install, prevent*

1. .... public awareness
2. .... violence
3. .... the travels of the visiting team's supporters
4. .... for abusive banners
5. .... by CCTV
6. .... opposing teams' supporters
7. .... the retained supporters regularly
8. .... removable barriers

**5. Answer the questions.**

1. What stages are football policing operations divided into?
2. What measures are usually taken in preparation for matches?
3. What steps are taken during match time?
4. What are police post-match activities?
5. What can additional safety and security measures for high risk matches include?
6. What efforts were made by Russian police to hold FIFA championships in a safe and secure environment?

# MODULE VII

## POLICING FANS

### UNIT I

#### *Policing Style*

“Every crowd is different, but if you understand it you’re more able to manage it and cope with it in a more effective way.”

*National Olympic Security Coordinator  
for the 2012 Summer Olympics and Paralympics  
Chris Allison, Metropolitan Police*

“By interacting with fans in a friendly way you get them on your side.”

*Dr Cliff Stott, Liverpool University*

#### READING 1

#### 1. Read the text. What are different policing styles?

##### *Policing Style*

The researchers identify two distinct styles of policing: high and low profiles. **A high profile style of policing** involves a greatly increased police presence. It is characterised by the use of “riot gear” or “protective clothing” (body armour, helmets, shields, batons, etc.). Low quality interactions between police officers and football fans are also the feature of this style.



[70]

In contrast, **a low profile style of policing** involves a minimum show of force and high quality friendly interactions with the general public.

These interactions described as “friendly but firm” at the same time making clear the limits of what will be tolerated. Interacting with fans means police are more likely to get them “on side”.

Researchers conclude that throwing ‘riot’ officers at the problem of ‘hooliganism’ is ineffectual and counterproductive. Low profile, information-led policing is the most effective at minimising ‘hooliganism’.



[71]

## 2. Match the English and Russian equivalents.

- |    |                 |   |  |
|----|-----------------|---|--|
| 1  | profile         | a | массовые беспорядки                          |
| 2  | riot            | b | особенность, характерная черта               |
| 3  | interaction     | c | характерная манера, способ, модель           |
| 4  | feature         | d | ограничение; предел                          |
| 5  | firm            | e | взаимодействие                               |
| 6  | limit           | f | основанный на информации                     |
| 7  | throw           | g | четко различимый, разный                     |
| 8  | information-led | h | имущество, экипировка                        |
| 9  | distinct        | i | мобилизовать, «бросить»<br>(о силах и т. п.) |
| 10 | gear            | j | непреклонный, решительный                    |

## 3. Find in the text the English equivalents for the following word combinations.

- 1) резкая, непримиримая позиция
- 2) сдержанная позиция, малозаметность
- 3) массовое присутствие полиции
- 4) экипировка
- 5) слабое взаимодействие
- 6) минимальная демонстрация силы
- 7) тесное дружеское взаимодействие

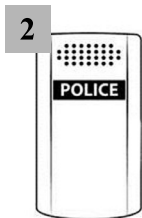
- 8) дружелюбный, но непреклонный
- 9) прояснять
- 10) рамки дозволенного
- 11) привлечь на свою сторону
- 12) привлечение сотрудников ОМОНа
- 13) безрезультатный и неэффективный
- 14) деятельность полиции, основанная на информации

#### 4. Match the antonyms.

- |                     |              |
|---------------------|--------------|
| 1 distinct          | a high       |
| 2 low               | b productive |
| 3 increased         | c similar    |
| 4 minimum           | d forbid     |
| 5 firm              | e effectual  |
| 6 tolerate          | f lesser     |
| 7 ineffectual       | g maximise   |
| 8 counterproductive | h soft       |
| 9 minimise          | i maximum    |

#### 5. Match the pictures with the words / phrases.

- a) helmet
- b) batons
- c) body armour
- d) shield
- e) tear gas
- f) water cannon
- g) handcuffs



**6. Fill in the words from the list, then make sentences using these phrases.**

*information, riot, high, force, limits, increased, effective, interactions, throw, style, firm, “on side”*

1. .... profile style
2. low profile .....
3. .... police presence
4. .... gear
5. low quality .....
6. a minimum show of .....
7. friendly but .....
8. .... of what will be tolerated
9. get fans .....
10. .... ‘riot’ officers
11. .... — led policing
12. .... at minimizing ‘hooliganism’

**7. Read the last paragraph once again. Do you agree / disagree with the author? Give the reasons.**

**8. Fill in the table.**

<b>Policing Style</b>		
<i>features</i>	<i>High profile</i>	<i>Low profile</i>
clothing		
interaction		
force		
effectiveness		

**9. Read the extract. What policing style does it describe?**

“There was a large police presence in each town, but this was never intimidating or threatening in any way.

The police were on the streets in large numbers, in normal police clothing and on foot.

They made an effort to talk to fans, often laughing and joking, and their presence helped to reassure fans.”

*English Football Supporters Association*

## WATCHING

“A night of chaos on the streets of Paris.  
This is how Euro 2016 came to a close”<sup>1</sup>

### Before you watch

**10. Name 5 things you think you’ll see in the video.**

**11. Remember the following words:**

chaos [ˈkeɪɔs]	беспорядок
came to a close	завершился
disappointment	недовольство
desperate	снедаемый большим желанием (чего-л.)
disperse	разгонять
score the goal	забить гол
were on fire	горели
to have their spirits lifted	поднять настроение
took to	отправились
vent their frustrations	дать выход своему разочарованию
had cause for celebration	была причина для празднования

### While you watch

**12. Watch the video and check your answers.**

**13. Watch the video again. Put the statements in order they appear in the video.**

1. In extra time, Portugal scored the only goal of the game and France couldn’t reply.

2. Streams of Portuguese fans were also out, but then, they had cause for celebration.

3. The 90,000 capacity fan zone at the foot of the Eiffel Tower quickly filled, but dozens of fans were left outside.

<sup>1</sup> Source: [https://www.youtube.com/watch?v=\\_cQKqrG43ww](https://www.youtube.com/watch?v=_cQKqrG43ww).

4. Once again, police fired tear gas at the crowds in an effort to control them.

5. With many desperate to get in and fears of overcrowding, police took to using tear gas to try to disperse the crowds.

6. The host nation lost and disappointed fans took to Paris's famous Champs-Elysses to vent their frustrations.

### After you watch

#### 14. In pairs, answer the questions.

1. Where did fans watch the match?
2. Did the venue seat<sup>1</sup> all fans?
3. What country won UEFA 2016?
4. Why did police use tear gas twice that day?

#### 15. Check how attentive you are. In groups, answer the following questions based on the video.

1. What property damage was inflicted?
2. Entry controls on spectators include several types of search. What type was used there?
3. What were the police officers equipped with?

#### 16. Work in pairs.

**Cadet A.** Choose one of the photos of this unit (pp. 190, 191, 195) and describe what's happening. What policing style does it depict? Use words / word phrases from the table below.

**Cadet B.** Which photo is Cadet A describing?



Change roles.

[72]

---

<sup>1</sup> Вместать.

**Language to use  
to describe a photo or a picture**

What is in the picture?	In the picture I can see ... There's / There are ... There isn't a ... / There aren't any ...
Say what is happening with the present continuous	The man is ...ing The people are ...ing
What I think about the picture	It looks like a ... It might be a ... He could be ...ing Maybe it's a ... The atmosphere is peaceful/ depressing ... It makes me think of ...

**READING 2**

**17. Think and name any mega events.**

**18. Read the text.**

*Tips for Officers Policing Mega Events*

- **Remain** calm. Don't overreact. Never let your guard down.
- **Be aware** of your own speech and body language in order not to **aggravate** matters.
- **Defuse** the situation, if possible.
- Be aware of the media. Anyone in the crowd could have a cell phone camera and instantly **beam** video to the Internet.
- Be tactful and patient when directing people to move.
- Work as a team, not as an individual.
- **Treat** everyone with **courtesy**, professionalism, and respect.
- **Take action** only in coordination with the field supervisors and field commanders — don't act alone.

**19. Match the words in bold from the text to their synonyms.**

*politeness, transmit, worsen, stay, calm, act, deal with, realise*

**20. Find in the text phrases with the opposite meaning to the following:**

- be vigilant
- lose one's temper
- act alone
- pay no attention
- display rudeness
- aggravate matters

**21. Work in pairs. Translate the tips for officers into Russian. Give back translation.**

**22. Discuss with a partner tips for officers policing mega events.**

*Unit 1*

### Vocabulary List

*Policing Style*

armour <i>n</i> body armour	доспехи, броня бронежилет
baton [ <i>'bæt(ə)n</i> ] <i>n</i>	полицейская дубинка
beam <i>v</i>	передавать данные
cause <i>v</i>	послужить причиной, поводом (для чего-л.)
cannon <i>n</i> water cannon	пушка; орудие брандспойт
defuse <i>v</i>	разряжать (обстановку)
devote <i>v</i>	посвящать
gear [ <i>gɪə</i> ] <i>n</i>	имущество, экипировка
go <i>v</i> go beyond	идти выходить за пределы
guard <i>n</i> let your guard down	бдительность; осторожность ослаблять, терять бдительность
handcuffs <i>n</i>	наручники
helmet <i>n</i>	каска, шлем
information <i>n</i> information-led	информация основанный на информации

overreact <i>v</i>	слишком остро (бурно) реагировать
profile <i>n</i> high profile low profile	характерная манера, способ, модель резкая, непримиримая позиция сдержанная позиция, малозаметность
riot <i>n</i>	бунт, (массовые) беспорядки
teargas <i>n</i>	слезоточивый газ
throw (threw, thrown) <i>v</i>	мобилизовать, «бросить» (о силах и т. п.)
treat <i>v</i>	обращаться, относиться, вести себя (по отношению к кому-л.)
shield <i>n</i>	щит

## SELF-ASSESSMENT MODULE VII

### Unit I

#### 1. Fill in the correct word/phrase.

*a low profile, "riot", "riot gear", low quality*

1. A high profile style of policing is characterised by the use of ... or "protective clothing" (body armour, helmets, shields, batons, etc.).

2. ... interactions between police officers and football fans are also the feature of this style.

3. ... style of policing involves a minimum show of force and high quality friendly interactions with the general public.

4. Researchers conclude that throwing ... officers at the problem of 'hooliganism' is ineffectual and counterproductive.

#### 2. Choose the correct word.

1. They made an effort to talk to fans, often laughing and joking, and their presence helped to **reassure/detain** fans.

2. **Interacting with/Inciting** fans means police are more likely to get them "on side".

3. Police took to using **tear/toxic** gas to try to disperse the crowds.

4. Police fired gas at the crowds in an effort to **control/help** them.

5. Officers should be **tactful/rude** when directing people to move.

**3. Fill in the gaps with the words/phrases from the list.**

*work, be aware, remain, defuse, treat, never let your guard*

1. .... calm, tactful and patient
2. .... down.
3. .... of your own speech and body language.
4. .... the situation, if possible.
5. .... as a team
6. .... everyone with courtesy, professionalism, and respect.

**4. Give antonyms to the following phrases.**

*lose one's temper, act alone, pay no attention, display rudeness,  
aggravate matters*

**5. Answer the questions.**

1. What are policing styles?
2. What are their characteristics?
3. What are recommendations for officers policing mega events?

## *UNIT II*

### *Giving Orders*

#### **READING 1**

#### **1. Read Merseyside<sup>1</sup> Police Dispersal Notice (the UK) and answer the question: What are the reasons for dispersal?**

“You are directed to leave Castle Street Area due to your being in a specified locality and the issuing officer having reasonable grounds to suspect that your behavior in the locality has contributed or is likely to contribute to any member of the public in the locality being harassed, alarmed or distressed, or, cause the occurrence of crime or disorder. You must leave the locality immediately and not return for a period of 48 hours.”

Directions issued on 02.05.15.

Failure to comply with this notice is an offence for which you may be arrested and face a fine or imprisonment.

#### **2. Find in the text the English equivalents for the following phrases.**

1. Вам следует покинуть район.
2. Ваше поведение влияет на людей, находящихся на данной территории: тревожит, пугает, вызывает стресс.
3. Ваше поведение может стать причиной преступлений или беспорядков.
4. Немедленно покиньте район.
5. Невыполнение данных требований является нарушением закона.
6. На вас может быть наложен штраф.
7. Вам грозит тюремное заключение.
8. Вам приказано покинуть район.

#### **3. Read the Seattle Police Department Dispersal Notice (the USA) and answer the question: What way do police disperse the crowd?**

“I am (rank and name) of the Seattle Police Department. **I am** now **issuing a public safety order** to disperse and I **command all those assembled** at (specific location) **to immediately disperse**, which means

---

<sup>1</sup> ['mɜːzɪsɑɪd]

**leave this area.** If you do not do so, you may be arrested or **subject to other police action.** Other police action could include **the use of chemical agents or less-lethal munitions,** which may **inflict significant pain or result in serious injury.** **If you remain in the area** just described, regardless of your purpose, you will **be in violation of city and state law.** The following **routes of dispersal are available:** (routes). **You have (reasonable amount of time) minutes to disperse.”**

**Dispersal orders** should be given in English and in other **languages** that are **appropriate for the audience.**

**4. Give Russian equivalents to the phrases in bold.**

**5. Work in groups. Compare the above dispersal notices. What is common about them? What are the differences?**

#### WATCHING

“San Diego police giving orders to disperse”<sup>1</sup>

**Before you watch**

**6. Name 5 phrases you think you’ll see in the video.**

**While you watch**



[73]

**7. Watch the video and check your answers.** What languages are used for dispersal orders? Why is the second language used?

**8. Watch the video again and complete the sentences.**

“I \_\_\_\_\_ all those assembled at 500 Harbor Drive to immediately \_\_\_\_\_. You may \_\_\_\_\_ to L Street East. If you do not do so, you will be arrested. If you \_\_\_\_\_ to move, chemical agents and other weapons will be \_\_\_\_\_.”

---

<sup>1</sup> Source: <https://www.youtube.com/watch?v=IpPdZUeaCok>.

## After you watch

**9. a) Use information above and write down dispersal orders in English and Russian.**

*e.g. Leave the area immediately. Немедленно покиньте территорию!*

**b) act these orders. One of you is an interpreter.**

**10. Work in pairs. Read the following statements.**

POLICE VERBAL COMMANDS	
<i>Preventing public disorder and dispersing a group. Предотвращение нарушения общественного порядка и рассеивание толпы</i>	
<b>Move</b> along. Move along there, please	Не задерживайтесь! Проходите Проходите
Move back. Back away	Отойдите! Назад
Stay away	Не приближайтесь
<b>Stay</b> where you are	Оставайтесь на месте
Please stop that	Прекратите, пожалуйста
Listen to me	Слушайте меня
<b>Disperse.</b> Clean up	Расходитесь / Расходимся
<b>Clear</b> the area / square / street / bar	Освободите территорию / площадь / улицу / покиньте бар
Stop fighting <b>Break up</b> the fight	Прекратить (те) драку
Put the pole on the ground. <b>Drop</b> your pole (can, stone, chain) to the ground	Положите палку (банку, камень, цепь)
Quiet down	Успокойтесь
Be quiet!	Помолчи(те)! Перестань(те) разговаривать! Тише
<b>Stop</b> being noisy. Why don't you stop yelling and calm down?	Прекратите шуметь Прекратите шуметь (вежливая форма) / Почему бы вам не прекратить кричать и успокоиться?

<i>Stop. Check. Search. Detention. Escort</i> <i>Остановка, проверка, досмотр, задержание и конвоирование</i>	
Police	Полиция
<b>Freeze</b> Don't move	Не шевелитесь! Не двигайтесь! Стой (Стоять)! Ни с места!
No, don't do that	Не делайте этого
Stop! <b>Put</b> the knife <b>down!</b> Put it down	Стоять! Бросьте нож! Бросьте
Drop the gun	Бросьте оружие
You are threatening me with the gun	Вы угрожаете мне оружием
Take your hands out of your pockets	Выньте руки из карманов
Please show me your hands	Покажите Ваши руки, пожалуйста
Hands up Put your hands up <b>Keep</b> your hands in the air	Руки вверх
Put your hands where I can see them	Держите руки так, чтобы я их видел
<b>Get down</b> / Down. Get on the ground / On the ground	Лежать
<b>Put</b> your hands on / behind your head	Руки за голову
Get down on the ground! Hands out to the side! Palms up! Don't move	Лежать. Руки в стороны. Ладони вверх. Не двигаться
Get down on your knees! Put your hands on / behind your head	На колени! Руки за голову
Don't go near	Не подходите близко
Walk towards me slowly	Медленно идите ко мне
Stop talking	Перестаньте разговаривать
Don't say another word	Не говорите больше ни слова

<b>Turn round</b>	Развернитесь
<b>Face the wall</b>	Лицом к стене
Spread your legs	Ноги на ширину плеч
<b>Follow me</b>	Следуйте за мной
Walk ahead of me	Идите впереди меня

<i>Traffic stop</i> <i>Остановка транспортного средства</i>	
<b>Turn off</b> / Switch off / Shut off the engine. Turn off the ignition	Заглушите двигатель
May I see your driving licence / insurance certificate?	Покажите, пожалуйста, Ваше водительское удостоверение / страховку
Open the trunk / hood	Откройте багажник / капот
Roll down the window	Опустите стекло
<b>Throw</b> your keys out of the window	Передайте мне ключи от машины
<b>Leave</b> your hands on the steering wheel	Держите руки на рулевом колесе
Put your hands out of the window / outside. Put your hands on the steering wheel	Руки в окно / наружу Положите руки на рулевое колесо
Don't leave your vehicle	Оставайтесь в машине
<b>Step out</b> of the vehicle. Get out of the car / vehicle. Would you step out of the vehicle?	Выйдите из машины Пожалуйста, выйдите из машины
Leave the car and walk backwards with your hands up	Выйдите из машины, идите ко мне спиной вперед, руки вверх
Face the vehicle	Лицом к машине
Put your hands on the hood / roof	Руки на капот / крышу
Could you put your hands behind your back?	Руки за спину, пожалуйста

<i>Indirect command</i> <i>Косвенные команды</i>	
There is nothing we can do. We want to talk to you. Hitting him won't solve anything.	Мы ничего не можем сделать Мы хотим поговорить с Вами Драка ничего не решит / Вы ничего не добьетесь, ударив его
I said freeze. All you have to do is to comply with our commands	Я сказал, стоять Все, что Вам нужно сделать – выполнять мои команды / Вы обязаны выполнять мои законные требования

**11. Give the Russian equivalents to the words in bold from Exercise 10.**

**12. Find in the table above the words / word groups with the opposite meaning to the following.**

*freeze, walk towards, up, in front of, block, begin,  
be noisy, walk behind, turn on, stay*

**13. Match the columns to make phrases / sentences.**

- |  |  |
|--|--|
| <p><b>1</b> move</p> <p><b>2</b> back</p> <p><b>3</b> stay</p> <p><b>4</b> clear</p> <p><b>5</b> drop</p> <p><b>6</b> stop</p> <p><b>7</b> break up</p> <p><b>8</b> put</p> <p><b>9</b> show</p> <p><b>10</b> put</p> <p><b>11</b> get</p> <p><b>12</b> put</p> <p><b>13</b> don't</p> | <p><b>a</b> away</p> <p><b>b</b> the area</p> <p><b>c</b> along</p> <p><b>d</b> the can to the ground</p> <p><b>e</b> where you are</p> <p><b>f</b> the fight</p> <p><b>g</b> your hands where I can see them</p> <p><b>h</b> being noisy</p> <p><b>i</b> me your hands</p> <p><b>j</b> the knife down</p> <p><b>k</b> go near</p> <p><b>l</b> down</p> <p><b>m</b> the wall</p> |
|--|--|

14	face	n	your hands behind your head
15	turn	o	the engine
16	turn off	p	the trunk
17	open	q	your keys
18	throw	r	round
19	comply	s	out of the vehicle
20	step	t	with our commands

**14. Put the words / word groups in the correct order to make sentences.**

1. Move / there / please / along
2. Stay / are / you / where
3. Clear / street / the
4. Drop / stone / the
5. Show / your / me / hands
6. Put / see / where / I / hands / them / can / your
7. Put / your / your / behind / hands / head
8. Don't / near / go
9. Face / wall / the
10. Walk / of / ahead / me
11. Turn / engine / the / off
12. Roll / the / down / window
13. Put / the steering / hands / on / your / wheel
14. Step / of / the / vehicle / out
15. All / to do / have / our / with / you / is / commands / to comply

**15. Give the English equivalents to the following sentences.**

1. Проходите
2. Отойдите
3. Оставайтесь на месте
4. Расходитесь
5. Покиньте бар
6. Прекратите драку
7. Прекратите шуметь
8. Не двигайтесь
9. Бросьте оружие! Руки вверх

10. Выньте руки из карманов
11. Лежать! Руки за голову
12. Повернитесь
13. Идите впереди меня
14. Заглушите двигатель
15. Откройте капот
16. Держите руки на рулевом колесе
17. Оставайтесь в машине
18. Выйдите из машины
19. Идите ко мне спиной вперед
20. Вы обязаны выполнять мои законные требования

## LISTENING

“Giving orders”

### While you listen

**15. Listen to the conversation. Put the phrases in order they appear in the audio.**

1. Don't move.
2. Don't even think about taking your hands out of your head.
3. Now turn round to face your vehicle.
4. I said slowly!
5. Now open the door and put your hands on your head.
6. Throw your keys out of the window now!
7. Keep your hands on the head and get out of the vehicle slowly.
8. Keep your hands up. Up.
9. That's right, where I can see them.
10. Spread your legs.

**16. Match these (Police Officer / Fan) statements to make up a dialogue Listen to the conversation and check it.**

*Police officer*

- 1) I'm sorry but we are clearing the area and unauthorized personnel will be arrested. Your friends will have to leave as well.
- 2) I'm sorry, but I can't let you pass. We're clearing the area.
- 3) This is a restricted area and you can't go beyond this point.

- 4) That's enough, come on. Move along, or I'll have to arrest you.
- 5) Stop right there, please. Stay where you are.

*Fan*

- a) You ...
- b) You can't stop me going with my friend...
- c) But all my friends are there.
- d) What's the problem?

### **After you listen**

**In pairs, act out the situations above.**

### **ROLE PLAY Law Enforcement Verbal Commands**

*Work on your own.*

**Cadet A.** *You are a police officer.* Make a list of verbal commands dealing with different situations and crimes, for example: arresting a suspect, dispersing a crowd, disorderly conduct crimes, etc. Follow the rules of communications below.

*Work in pairs.* Compare your ideas with your partner.

*Rules of communications:*

- Be brief
- Be clear
- Make sure you are understood
- Do not be antagonistic.

Unit II  
Giving Orders

Vocabulary List

alarm <i>v</i>	взволновать; напугать
assemble <i>v</i>	собирать, собираться
backwards <i>adv</i> walk backwards	назад идти задом наперёд
beyond <i>prep</i> go beyond	за, по ту сторону, за пределами заходить за
break (up) <i>v</i>	прекращать, останавливать
clean (up) <i>v</i>	производить зачистку местности
clear <i>v</i>	освобождать, очищать
comply (with) <i>v</i>	подчиняться (правилам, требованиям)
direct <i>v</i>	приказывать
disperse <i>v</i> dispersal <i>n</i>	разгонять разгон
drop <i>v</i>	опускать (ся); падать; бросать
face <i>v</i>	сталкиваться; быть повернутым (в определённую сторону)
failure <i>n</i>	невыполнение
freeze <i>v</i>	застывать (на месте), не двигаться
get <i>v</i> get down!	передвигаться лечь! на пол!
ground <i>n</i> reasonable ground	основание, земля достаточное, разумное основание
harass <i>v</i>	тревожить
hit <i>v</i>	ударять, бить
hood <i>n</i>	капот
ignition <i>n</i> turn off the ignition	зажигание выключить зажигание
issue <i>v</i> issuing officer	выпускать, издавать офицер, издающий приказы, предписания

leave <i>v</i>	оставлять в каком-л. положении или состоянии
lethal [ <i>li:θ(ə)l</i> ] <i>adj</i>	смертельный; летальный
move <i>v</i> move along! move back!	двигаться проходите! назад!
munitions <i>n, pl</i>	боеприпасы
palm <i>n</i>	ладонь
quiet (down) <i>v Amer</i> quieten (down) <i>Brit</i>	успокаивать
roll <i>v</i> roll down a window	свёртывать, сворачивать опускать/открывать окно (в легковой машине)
stay <i>v</i> stay away	оставаться держаться подальше
step <i>v</i> step out	делать шаг выходить
trunk <i>n</i>	багажник
unauthorized <i>adj</i>	посторонний, неуполномоченный
vehicle [ <i>vi:əkl, 'vi:ɪkl</i> ] <i>n</i>	транспортное средство
wheel <i>n</i> steering wheel	колесо рулевое колесо

## SELF-ASSESSMENT MODULE VII

### Unit II

#### 1. Fill in the gaps.

I ... all those assembled to immediately ... You may ... to East Street. If you do not do so, you may be ... If you ... to move, chemical agents and other weapons will be used.

#### 2. Use the verbs below to fill in the gaps.

*drop, stay, face, comply with, roll down, clear, put, move, turn off, show*

1. .... along there, please.
2. .... where you are

3. .... the street
4. .... the stone
5. .... me your hands
6. .... your hands where I can see them
7. .... the wall
8. .... the engine
9. .... the window
10. .... fighting
11. .... our commands

**3. Complete the dialogue with the phrases below.**

*move along; we're clearing the area; you can't go beyond this point;  
unauthorised personnel will be arrested; stay where you are*

A: Stop right there, please. 1) ...

B: What's the problem?

A: This is a restricted area and 2) ...

B: But all my friends are there.

A: I'm sorry, but I can't let you pass. 3) ...

B: You can't stop me going with my friend...

A: I'm sorry but we are clearing the area and 4) ... Your friends will have to leave as well.

B: You ...

A: That's enough, come on.5) ....., or I'll have to arrest you.

*UNIT III*  
*Cooperation between Police  
and Football Supporters*

**READING 1**

**1. Read the text.**

*Cooperation between Police and Football Supporters*

The dialogue on security and necessary security measures between police and supporters is a basic prerequisite for a safe, secure and welcoming atmosphere during the tournament and has a highly **preventive** effect. The police see their role as being friendly, **knowledgeable** and ready to aid all guests.

Pursuing cooperation approach has been shown to contribute towards **confronting** aggression and **promoting self-policing** amongst supporters.

**Cooperation** and communication between the security authorities and supporters can provide a channel for relaying important information such as travel advice, access routes to the stadium, applicable legislation and behavioral tolerance levels.

**2. Match the English and Russian equivalents.**

1	relay	a	информированный
2	prerequisite	b	содействовать, способствовать
3	welcoming	c	использовать
4	knowledgeable	d	самоконтроль
5	aid	e	способствовать, содействовать
6	pursue	f	передавать
7	contribute	g	гостеприимный, доброжелательный
8	promote	h	предпосылка; необходимое условие
9	self-policing	i	помогать, оказывать помощь
10	applicable	j	предоставлять
11	provide	k	применимый, действующий

**3. Find in the text the English equivalents for the following word combinations.**

- 1) диалог по вопросам безопасности
- 2) необходимое условие
- 3) безопасная и доброжелательная атмосфера
- 4) оказывает профилактическое воздействие
- 5) оказывать помощь всем гостям
- 6) осуществление политики сотрудничества
- 7) способствует сдерживанию агрессии
- 8) помогает осуществлять самоконтроль
- 9) служить средством
- 10) распространение важной информации
- 11) рекомендации для путешественников
- 12) действующее законодательство
- 13) допустимая норма поведения

**4. Match the words in bold from the text to their definitions.**

1. \_\_\_\_\_ face up to and deal with (a problem or difficulty)
2. \_\_\_\_\_ the process of keeping order or maintaining control within a community without accountability to an external authority
3. \_\_\_\_\_ the process of working together to the same end
4. \_\_\_\_\_ intelligent and well informed
5. \_\_\_\_\_ designed to keep something undesirable such as harm from occurring
6. \_\_\_\_\_ encourage something to happen or develop

**5. Fill in the correct preposition, then make sentences using these phrases.**

*for on towards between*

- 1) dialogue ..... security
- 2) dialogue ..... police and supporters
- 3) prerequisite ..... a safe and welcoming atmosphere
- 4) to contribute ..... promoting self-policing amongst supporters

**6. Fill in the words from the list, then make sentences using these phrases.**

*aid, behavioral, promote, applicable, dialogue, travel, atmosphere, pursue, communication, access, prerequisite, confront, relay*

1. .... on security measures
2. basic .....
3. safe, secure and welcoming .....
4. friendly, knowledgeable and ready to ..... all guests
5. ....cooperation approach
6. ....aggression
7. ....self-policing amongst supporters
8. .... between the security authorities and supporters
9. .... important information
10. .... advice
11. .... routes to the stadium
12. .... legislation
13. .... tolerance levels

**7. With a partner, translate the following questions into English and answer them. Give back translation.**

1. Что является необходимым условием безопасной и доброжелательной атмосферы при проведении футбольных матчей?
2. Какими качествами должны обладать сотрудники правоохранительных органов?
3. Чему способствует стратегия сотрудничества?
4. Какую информацию сотрудники правоохранительных органов могут предоставить болельщикам?

**8. Speak on cooperation approach between police and supporters.**

**WATCHING**

“Football Super League Final —

Message from Superintendent John Graves”<sup>1</sup>

**Before you watch**

**9. Name 5 things you think you’ll see in the video.**

---

<sup>1</sup> Source: <https://www.youtube.com/watch?v=tU3kYUv7vC8>.

**10. Remember the following words:**

reassure	заверить
bump into	случайно встретиться
by-law	постановление органа местной власти
tempt	искушать; соблазнять
sensibly	разумно, здраво
observe	соблюдать
plenty	много, множество
renowned	знаменитый, известный
sportsmanship	спортивный дух

**While you watch**

**11. Watch the video and check your answers.**

**12. Watch the video again. Number these things in order they appear in the video.**

- a) match atmosphere and spirits
- b) alcohol rules and regulations
- c) travelling to the game
- d) car / property safety
- e) tickets

**13. Are these sentences true (T) or false (F). Correct the false ones.**

1. Study information concerning the match on the Greater Manchester police department website.
2. Think about the route to the stadium you are going to take.
3. Park sensibly, and think about your surroundings.
4. You are not allowed to smoke in public places.
5. You are refused entry in possession of alcohol.
6. There is no alcohol sale inside the stadium.
7. There are plenty of stewards and no police officers in the stadium.
8. John Graves hopes that all fans will have a safe journey and a fantastic day out.

**14. Make sentences by matching the beginnings (1–8) with the endings (a–h).**

1. I want to reassure fans coming here that police work hard with the stadium safety and clubs ...
  2. I also ask you ...
  3. If you are intended to come here on Saturday without a ticket, don't be tempted ...
  4. Spend a bit of time researching your journey, ...
  5. Don't forget ...
  6. Like most towns and cities in the UK Trafford in Manchester ...
  7. Be aware you can take alcohol ...
  8. Rugby League is renowned the world over for the sports with ...
- 
- a) honour, sportsmanship and camaraderie.
  - b) to buy a ticket of somebody bumping into in the street.
  - c) has an on street drinking bye-law.
  - d) to make this a safe and enjoyable event.
  - e) in twenty parts of the stadium from where you can see the pitch.
  - f) to help us as a lot fans can do.
  - g) think about the route and parking.
  - h) not everybody here for the Rugby League.

**After you watch**

**ROLE PLAY      Communication through Twitter**

*Work in groups.*

**Situation.** Police officers of the Greater Manchester police department communicate with fans via Twitter (*G M Police (@gmpolice) | Twitter*). Police officers and fans discuss issues concerning matches at Old Trafford, for example: ground regulations, buying tickets, alcohol, safety etc.

**Cadet A.** *You are a fan.* You are going to attend a match at Old Trafford, Greater Manchester, the UK. It will be your first visit. Write down questions you want to ask a police officer.

**Cadet B.** *You are a police officer liaising with fans through Internet.* Write down some of the experiences you want to talk about. Answer the questions fans ask you.

Act out the communication, change roles to act out it again.

## READING 2

**15. Scan the text. Choose the most suitable headings from the list (a–c) for each part (1–2) of the text. There is one extra heading that you don't need to use.**

- a) offering assistance to fans
- b) creating a good relationship with fans
- c) facilitating known violent fan groups

### *Dialogue with Fans. Dutch Police Experience*

(1) Event policing is orientated towards establishing positive relationship with fans (even those considered by police to pose a high risk of disorder — i.e. ‘hooligans’) through ongoing dialogue prior to, during and after crowd events. The dialogue is established and maintained in particular with key persons from the visiting fan groups — both official and unofficial — including known violent fan groups.

(2) The event police often help facilitate these fans by finding a suitable bar for pre-match drinking as well as collaborate on the organisation of ‘marches’ from transport hubs and bars to and from the stadium (it is important to distinguish this from forced and contained ‘escorts’).

**16. Read the text and answer the question: What activities do Dutch event police provide to maintain positive relationship with fans?**

**17. Speak on police engagement with fans and supporter groups.**

*Unit III***Vocabulary List***Cooperation between Police and Football Supporters*

applicable <i>adj</i>	соответствующий; применимый
collaborate <i>v</i>	работать совместно, сотрудничать
facilitate <i>v</i>	облегчать, помогать, способствовать, содействовать
police <i>v</i> self-policing	управлять, контролировать самоконтроль
prerequisite <i>n</i>	непременное, необходимое условие
promote <i>v</i>	способствовать, содействовать
pursue <i>v</i>	следовать, использовать, придерживаться
relay <i>v</i>	передавать
tolerance <i>n</i> behavioral tolerance level	терпимость, толерантность допустимая норма поведения

*UNIT IV*  
*Help me! I am a Tourist!*

**SPEAKING ACTIVITIES**  
*Sights of Saint Petersburg*

**Think and say.** What help may tourists ask for?



[74]

**1. Read the abstracts and check your ideas.**

*Moscow Tourist Police*

Moscow tourist police were set up in July 2014 by the initiative of the local authorities. This special battalion is devoted to ensuring safety and providing information in English to foreign tourists visiting the city. It currently has about 170 members who conduct patrols in the central area of the capital. Officers take training in English, local history and speech ethics.

“As a rule, everyone asks the way to the sights, the working hours of museums and the [Lenin] Mausoleum, and where the tickets to enter the Kremlin can be bought. Some foreigners can speak Russian, but being able to speak English helps us to feel more confident”, Sergeant Oksana Litvinenko, a tourist police officer said.

## WATCHING

“The tourist Moscow police welcome you!”<sup>1</sup>

### Before you watch

**2. Work in pairs. Discuss Moscow tourist police activities.**

**3. You are going to watch a video about Moscow tourist police. Write down one thing that you think:**

- 1) You will definitely see.
- 2) You might see.
- 3) You definitely won't see.

### While you watch

**4. Watch the video and check your ideas.**

**5. Watch the video again and answer the questions.**

- 1) What languages do police officers speak?
- 2) What skills are essential for a tourist police officer?
- 3) What is their work full of?

### After you watch

**6. Give English equivalents to the Russian sentences mentioned in the video.**

1. Наш город радушно встречает гостей, и им должно быть комфортно.
2. Наша главная задача — немедленно прийти на помощь.
3. Мы постоянно совершенствуем свои знания иностранных языков.
4. Мы должны быть готовы решать задачи любой сложности.
5. Мы знаем и любим свой город и поможем вам полюбить его.

**7. In pairs, discuss tourist police tasks and duties.**

---

<sup>1</sup> Source: <https://www.youtube.com/watch?v=gO6qozBWV-4&t=10s>.

## *Sights of Saint Petersburg*

**8. What do you know about Saint-Petersburg? Share your knowledge with the rest of the group. Name its places of interest.**

**9. What are the official symbols of Saint-Petersburg?**



[75]

### WATCHING

#### Before you watch

**10. Match the sights with the architects.**

- |  |   |
|--|---|
| <b>1</b> Peter and Paul Fortress (1703, 1706–1740)                           | <b>a</b> B. Rastrelli                                 |
| <b>2</b> Peter and Paul Cathedral (1712–1733)                                | <b>b</b> V. Brenna                                    |
| <b>3</b> Twelve Collegia (St Petersburg State University) (1722–1742)        | <b>c</b> Peter I (founder),<br>D. Trezzini (designer) |
| <b>4</b> Winter Palace (1757–1762)   | <b>d</b> A. Voronikhin                                |
| <b>5</b> Alexander Column (1830–1834)  | <b>e</b> D. Trezzini                                  |
| <b>6</b> Michailovsky Palace (Russian Museum) (1819–1825)                    | <b>f</b> D. Trezzini                                  |
| <b>7</b> St Michael's Castle (Mikhailovsky or Engineers' Castle) (1797–1801) | <b>g</b> A. Montferrand                               |
| <b>8</b> Kazan Cathedral (1801–1811)   | <b>h</b> A. Montferrand                               |
| <b>9</b> St Isaac's Cathedral (1818–1858)                                    | <b>i</b> K. Rossi                                     |
| <b>10</b> Bronze Horseman (1768–1770)  | <b>j</b> E. Falconet                                  |

## While you watch

11. Watch the video and check your answers.

## After you watch

12. In pairs, speak about the sights and their architects.

*e.g. Peter and Paul fortress was founded (designed, constructed, created, erected) by Peter the Great in 1703.*

13. Complete the chart with the words from the list. Some words can be used twice.

Gates, rivers and canals, paintings, bridges/ bascule bridges, fortress, statues, churches and cathedrals, parks and gardens, golden spires, art galleries, sculptures, monuments, theaters, gilded domes, elegantly and lavishly decorated halls and rooms, columns, triumphal arches, weather vanes, exhibits, exhibition, masterpieces, squares.

(A) Landmarks and buildings  
found in a city

.....  
.....  
.....  
.....

(B) Items found in museums and  
galleries

.....  
.....  
.....  
.....

14. Think and say what the difference between the following pairs of words is:

- 1) a statue and a monument
- 2) a museum and a gallery
- 3) a church and a cathedral
- 4) an exhibit and exhibition

15. What synonyms to the word “landmark” do you know?



**16. Fill in the correct preposition.**

*for over of after with by*

- 1) to be named .... smb.
- 2) to be designed ...
- 3) to be made ... granite
- 4) to be built ... the river/canal
- 5) to be famous ... smth

**WATCHING**

“St. Petersburg Sights”

**Before you watch**

**17. Match the nouns to the adjectives.**

Nouns	Adjectives
height	long
depth	wide
length	deep
width	high

**While you watch**

**18. Watch the video and try to guess why these attractions are mentioned in the film.**

**19. Match the landmarks with their descriptions.<sup>1</sup>**

1 Peter and Paul Fortress	a the smallest statue in Saint Petersburg (11 cm; 5 kg)
2 Ioannovsky Bridge	b the narrowest bridge (1,9 m)
3 Peter I’s House	c the oldest dwelling house <sup>1</sup> in St Petersburg (1703)
4 The Hermitage museum	d the oldest engineering and architectural attraction of the city (1703)

<sup>1</sup> ЖИЛОЙ ДОМ.

5	Liteyny Bridge	e	the widest bridge in the world (97,3 m)
6	Chizhik-Pyzhik	f	the largest museum in Russia (3 mln exhibits) and the largest by the area in the world
7	Lakhta Center	g	the oldest wooden bridge (1738)
8	Bank Bridge	h	the tallest building in Europe (462 m)
9	Blue Bridge	i	the longest bascule leaf <sup>1</sup> in the world (67 m)

### After you watch<sup>1</sup>

#### 20. Make sentences using the phrases from Exercise 19.

*e.g.* The statue of Chizhik Pyzhik is the smallest in St Petersburg, with the height of only 11 centimeters. Chizhik-Pyzhik is 5 kilos in weight.

#### LEARN IT!

#### Passive Voice

to be + past participle

#### 21. Study the following sentences; change these sentences into interrogative ones.

1. St Petersburg **is filled with** splendid palaces, impressive historical monuments, beautiful bridges and avenues.

2. The thirty-two meter tall Rostral Columns **were designed** by the French architect Thomas de Thomon and **erected** in 1811.

3. The original fortifications of Peter and Paul fortress **were made** of earth and wood.

4. The main expositions of the State Hermitage **are placed** in the Main Museum Complex, which **is situated** in the historical centre of Saint Petersburg.

---

<sup>1</sup> Крыло разводного моста.

5. Facades of the Hermitage **are painted** in light green tone and **decorated** with statues and vases.

6. Mariinsky Theater **is named after** Empress Maria Alexandrovna, wife of Tsar Alexander II.

## 22. Work in pairs. Follow the instructions in your card.

*Pair 2. Look at card № 2 on page 273.*

*Pair 3. Look at card № 3 on page 275.*

*Pair 4. Look at card № 4 on page 277.*

---

### CARD № 1 Saint Isaac's Cathedral

---

#### a) Read the text and put the verbs in brackets into the passive form.

The dome of St. Isaac's Cathedral dominates the skyline of St. Petersburg and its gilded cupola can (1) ... **(to see)** glistening<sup>1</sup> from all over the city. The cathedral (2) ... **(to name after)** St. Isaac whose feast day<sup>2</sup> is on June 12th, the birthday of Peter the Great.

The church itself is an architectural marvel. It (3) ... **(to build)** between 1818–1858 by the French-born architect Auguste Montferrand. The opening ceremony for the Cathedral (4) ... **(to hold)** on May 30, 1858, attended by Emperor Alexander II, members of the imperial family and the choir of 1,200 singers. St Isaac's became the principal cathedral church of Russia.

The cathedral's facades (5) ... **(to decorate)** with sculptures and 112 massive granite columns which (6) ... **(to make)** of single pieces of red granite. The Cathedral's interior decoration (7) ... **(to represent)** by all forms of monumental and decorative arts — painting, sculpture, mosaic and frescoes. Altar window (8) ... **(to adorn)** with the stained glass.

---

<sup>1</sup> Сверкающий.

<sup>2</sup> Именины, день памяти.

**b) Use information from the text above and fill in the table.**

Name	
Name after	
Location	
Designer	
Opened	
Material	
Description	<ul style="list-style-type: none"> <li>• The exterior: 400 sculptures</li> <li>• the interior: paintings and mosaics by Karl Bryullov and other great Russian masters of the day</li> <li>• the fourth largest Cathedral in the world</li> </ul>
Things to see / do there	<ul style="list-style-type: none"> <li>• Climb 300 steps to reach the viewing platform to admire the breathtaking cityscape</li> <li>• the museum offers theme tours</li> </ul>

**ROLE PLAY**

**An Excursion**

*Work in pairs.*

**Cadet A:** *You are a tourist* visiting St Petersburg. Use the ideas above to prepare questions you are going to ask your guide.

**Cadet B:** *You are an officer of the tourist police unit.* Use the ideas above to prepare what you are going to say to a tourist about this attraction.



[76]

Act out the excursion. Then change roles and act out it again.

## WATCHING

“Must-See Attractions of St Petersburg”<sup>1</sup>

### Before you watch

#### 23. Remember the words:

rival	соперничать; конкурировать
overwhelm	ошеломлять, поражать
splendour	великолепие
majestic	величественный
must	обязательный элемент
appreciate	зд. рассматривать
piece	зд. музейный экспонат
span	охватывать
lavish	роскошный
masterpiece	шедевр
great	гений, мастер
dazzling	великолепный
outshine (outshone, outshone)	затмить (в яркости, блеске, роскоши)
Church on the Spilled Blood	Храм Спаса-на-Крови
onion dome	маковка
elaborate	изысканный, искусно сделанный

### While you watch

**24. Watch the video and choose the sights being spoken about. There are some odd ones.**

*the Russian Museum, the Church on the Spilled Blood,  
Peter and Paul Fortress, St. Isaac's Cathedral, the Hermitage*

**25. Watch again and write down the numbers.**

\_\_\_\_\_ mln pieces

\_\_\_\_\_ buildings

\_\_\_\_\_ years to appreciate

\_\_\_\_\_ years to build

<sup>1</sup> Source: <https://www.youtube.com/watch?v=LXxf-05NTRY>.

**26. Listen and complete the missing words.**

1. Peter I dreamt of building a city (1) \_\_\_\_\_ Europe's greatest capitals.
2. St Petersburg (2) \_\_\_\_\_ with popular palaces, architectural (3) \_\_\_\_\_ and (4) \_\_\_\_\_ landmarks.
3. The Hermitage museum (5) \_\_\_\_\_ six buildings including the (6) \_\_\_\_\_ Winter Palace regarded as one of the most beautiful buildings of the world.
4. Throughout an endless series of rooms all masterpieces by some of the (7) \_\_\_\_\_ include da Vinci, Picasso and Rembrandt.
5. St Petersburg is also (8) \_\_\_\_\_ to some magnificent churches such as St. Isaac's Cathedral.
6. Taking forty years to build the Cathedral's (9) \_\_\_\_\_ golden dome can be seen for miles.
7. Not be (10) \_\_\_\_\_ is the colorful Church on the Spilled Blood with its (11) \_\_\_\_\_, mosaics and spires.
8. This (12) \_\_\_\_\_ building is like something from a Russian fairy tale.

**After you watch**

**27. Write as many adjectives as possible to describe a landmark. Use information above.**

**28. In groups, speak about the Hermitage, St. Isaac's Cathedral, the Church on the Spilled Blood.**

**BOARD GAME            St Petersburg Sights**

*You work in groups of three or four. Each group has a board (p. 279), counters and a dice.*



**Rules**

- ❖ Throw a dice and play the counter.
- ❖ When you land on a landmark square, you have to talk about this landmark giving as much information as possible.
- ❖ When you land on an architect square, you have to name landmarks created by him.

❖ If you cannot say anything, you have to move back to the original square.

❖ The player who reaches the FINISH square first is the winner.

**29. Think of a word / phrase describing Saint Petersburg, which begins from the letter shown.**

- P \_\_\_\_\_
- E \_\_\_\_\_
- T \_\_\_\_\_
- E \_\_\_\_\_
- S \_\_\_\_\_
- B \_\_\_\_\_
- U \_\_\_\_\_
- R \_\_\_\_\_
- G \_\_\_\_\_



[77]

**30. Read the statement. Do you agree / disagree with the author? Spend three minutes to write your thoughts. Read your sentences to the class.**

“The best and most beautiful things in the world cannot be seen or even touched — they must be felt by heart.”

*Helen Keller*

**SPEAKING ACTIVITIES Vocabulary List**

*Sights of Saint Petersburg*

adorn <i>v</i>	украшать
altar [ˈɔːltə] <i>n</i>	алтарь
art <i>n / adj</i>	искусство / художественный
bridge <i>n</i>	мост
bascule bridge	разводной мост
commemorate <i>v</i>	ознаменовывать
dome <i>n</i>	купол
gilded dome	позолоченный купол
equestrian [ɪˈkwestriən] <i>n</i>	всадник; наездник
equestrian statue	конная статуя

erect <i>v</i>	сооружать, воздвигать, устанавливать
exhibit <i>n</i>	экспонат (на выставке)
exhibition <i>n</i>	выставка
facade [ <i>fə'sa:d</i> ] <i>n</i>	фасад (здания)
face <i>v</i>	быть обращённым (к кому-л. / чему-л.)
fortress <i>n</i>	крепость
glass <i>n</i> stained glass	стекло витраж
hold (held, held) <i>v</i>	проводить, организовывать, праздновать (что-л.)
inscribe <i>v</i> inscription <i>n</i>	вырезать, начертать на дереве, камне (имя, надпись) надпись
lavish <i>adj</i> lavishly <i>adv</i>	обильный; богатый, роскошный щедро
marvel <i>n</i>	чудо
mosaic [ <i>məu'zeɪk</i> ] <i>n</i>	мозаика
name <i>v</i> be named after	называть, давать имя быть названным в честь кого-л.
masterpiece <i>n</i>	шедевр
painting <i>n</i>	картина
predecessor [ <i>'pri:di,sesə</i> ] <i>n</i>	предшественник, предок
sights <i>n, p</i>	достопримечательности
spire <i>n</i>	шпиль
surround <i>v</i>	обрамлять окружать
tier [ <i>tiə</i> ] <i>n / v</i> tiered	ряд; ярус / располагать ярусами многоярусная
tribute <i>n</i>	дань (восхищения, уважения)
vane <i>n</i>	флюгер

## SPEAKING ACTIVITIES

### *Asking For and Giving Directions in a City*

“Police can help you get around in large cities.”

*Fan guide information in case of emergency /welcome2018.com/*




[78]



[79]

### 1. a) Read the text, underline prepositions of place.

The bookshop is between the restaurant and the souvenir kiosk on Brown Street. The restaurant is on the right of the bookshop. The shop opposite the bookshop is the shoe shop. On the right of the shoe shop is the fitness centre. On White Street there is a bank. The hospital is on Yellow Street. There is a bus stop in front of the hospital. There is a cinema in front of the chemist's on Green Street. The chemist's is behind the cinema, in front of the shoe shop. The cafe is opposite the cinema. The building on the left of the cafe is the hotel. On the right there is a police station.



**b) Look at the map above and identify the facilities described in the text (Exercise 1a).**

**c) Use the map and the prompts below to ask and answer questions, as in the example.**

- bookshop • restaurant • chemist's • shoe shop
- souvenir kiosk • bus stop • fitness centre • restaurant
- hospital • police office • hotel • cafe • bank

*e.g. A: Is there a hotel nearby?*

*B: Yes. There is.*

*A: Where is it?*

*B: It's on the left of the cafe.*

**2. Look at the map and complete the dialogue. Make up similar dialogues.**

	<p><i>A. Excuse me! Where exactly is the chemist's?</i></p> <p><i>B. It's on ____, between ____ and ____.</i></p> <p><i>A. Is it far?</i></p> <p><i>B. _____. It's about a two minutes' walk from here.</i></p>
--	---

**3. Work in pairs. Ask for and give locations based on the map.**

**Cadet A.** Look at the map on page 270. Ask for locations of:

- pet shop
- hospital
- restaurant
- flower shop
- school

**Then answer Cadet B's questions.**

**Cadet B.** Look at the map on page 272. Ask for locations of:

- music store
- bookstore
- fast food restaurant
- bank
- toy store

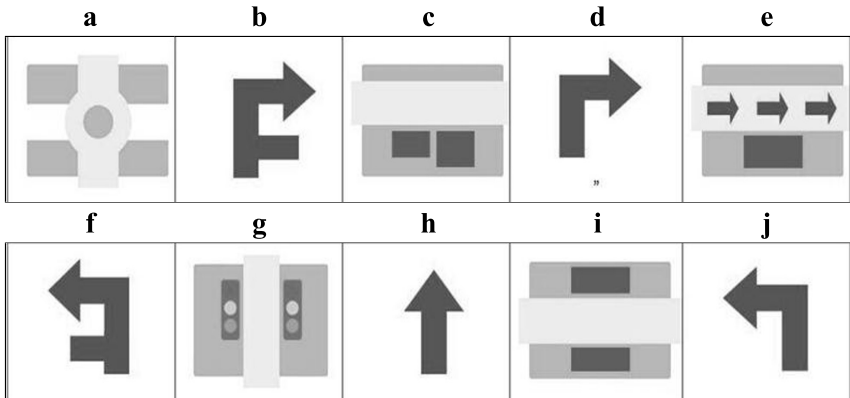
**LISTENING**

“Giving directions”<sup>1</sup>

**Before you listen**

**4. Match the pictures with the signs.**

- |                         |                          |
|-------------------------|--------------------------|
| 1. turn left            | 6. turn right            |
| 2. roundabout           | 7. opposite              |
| 3. next to              | 8. take the second right |
| 4. go past              | 9. traffic lights        |
| 5. take the second left | 10. go straight on       |



<sup>1</sup> Source: <https://learnenglishteens.britishcouncil.org/node/2424>.

**5. Look at the map below. Listen to the directions and write the place the speaker gives directions to.**

- 1. The speaker gives directions to the \_\_\_\_\_
- 2. The speaker gives directions to the \_\_\_\_\_
- 3. The speaker gives directions to the \_\_\_\_\_
- 4. The speaker gives directions to the \_\_\_\_\_



[80]

**After you listen**

**6. Write down the routes into your copybooks. Underline phrases you think are useful when you are giving directions.**

### 7. Complete the gaps with the words in the box.

*at take past on straight go second*

1. Go \_\_\_\_\_ on.
2. \_\_\_\_\_ past the traffic lights.
3. It's the building next to the library \_\_\_\_\_ the left.
4. \_\_\_\_\_ the roundabout turn left.
5. Then \_\_\_\_\_ the first left on to Green Street.
6. Go \_\_\_\_\_ the traffic lights and take the \_\_\_\_\_ right on to King's Road.

### 8. Give English equivalents to the following Russian sentences.

1. Идите прямо.
2. На первом перекрестке поверните налево.
3. Поверните налево на Green Street.
4. Почта находится слева, сразу же за библиотекой.
5. Пройдите светофор.
6. Пройдите мимо магазина.
7. Идите прямо, пока не дойдете до кругового движения.
8. На круговом движении поверните налево.
9. Кинотеатр расположен напротив поликлиники.
10. На втором перекрестке поверните направо на King's Road.

### WATCHING

“Samina is lost”<sup>1</sup>

### Before you watch

### 9. Complete the dialogue.

*Samina* Excuse me. Can you \_\_\_\_\_ me? I'm lost.

*Lady* Of course. \_\_\_\_\_ do you want to go?

*Samina* I'm looking for Leonard Street? How do I \_\_\_\_\_ there?

*Lady* Leonard Street? Go \_\_\_\_\_ the post office. \_\_\_\_\_ the road.

Then \_\_\_\_\_ right.

*Samina* Go \_\_\_\_\_ right?

*Lady* Yes. Then you'll be on Leonard Street.

*Samina* Thank you very much.

<sup>1</sup> Source: <http://www.bbc.co.uk/learningenglish/english/course/emw/unit-1/session-5/activity-1>.

### While you watch

10. Watch the video and check your answers. Act the dialogue.

### After you watch

11. Work in pairs. Choose any place on the map above and make up dialogues based on Exercise 8.

12. Match the columns to make sentences.

1	Go along Nevsky Prospect	a	turn right
2	Go down Nevsky Prospect	b	into Fontanka River Embankment
3	At the traffic lights	c	for about 200 meters
4	You will go	d	opposite the bank
5	At the crossroads, turn left	e	for 3 blocks
6	The hotel is	f	over the bridge
7	It's on the corner,	g	the right
8	Go past	h	at end of the road
9	Keep to	i	from here?
10	It's the second building	j	in front of you
11	You'll see the monument	k	the Cathedral
12	Continue in the same direction	l	on your right
13	Is it far	m	until you get to the bridge

13. Think and say. What means of transport are available in a city?

14. a) Put the words / word groups in the correct order to make sentences.

b) Underline phrases that are used when recommending transport.

c) Read and act the dialogues.

**A**

*A: Which / Moskovsky / goes / Station / bus / to / Railway?*

*B: Any / take / bus / will / there / you.*

**B**

*A: Will / me / to / the Hermitage / take / this bus?*

*B: You'd / buses / 7, 10 / get on / or / better / trolleybuses 1, 7.*

**C**

*A: Does / go / to / this bus / the Hermitage?*

*B: Take / go / stops / and / four / this bus.*

**D**

*A: Does / the airport / to / bus / this / go?*

*B: No / not / it / does / 39 / number / you / bus / need.*

**15. Read the dialogue and check your understanding. Act the dialogue.**

1. The tourist ...
  - a) is lost
  - b) has just arrived
  - c) is leaving the city
2. How far is the theater?
  - a) about 1 kilometer
  - b) about a 30-minutes' walk away
  - c) about a 5-minutes' walk away
3. Which street should he turn right after one kilometer walk?
  - a) Glinki Street
  - b) Nikholsky Alley
  - c) Rimsky-Korsakov Prospect
4. What direction should he turn at the end of Nikholsky Alley?
  - a) left
  - b) right
  - c) back
5. How will he get to Glinki Street?
  - a) turn left at the second traffic light
  - b) take the second turn left
  - c) at the first traffic light turn right

6. The Mariinsky Theater is
- a) just past St. Nicholas Naval Cathedral
  - b) at the end of Glinki Street
  - c) in one block along Glinki Street

**T = Tourist, PO = Police Officer** (*You are at 41, Sadovaya Street*)

**T:** Excuse me; I'm afraid I can't find the Mariinsky Theater. Do you know where it is?

**PO:** Well, there are few ways to get there. The fastest way is to take a mini-bus. You need mini-bus № 1; its stop is at Griboedov canal. Look in that direction. We can see it from here.

**T:** I got it<sup>1</sup>. How long would it take to get there on foot?

**PO:** About half an hour. When does the performance begin?

**T:** At seven p.m.

**PO:** Oh, you have plenty of time. It's half past five. The weather is great. You'd better take a walk.

**T:** I see. Could you show me the way on the map?

**PO:** Definitely. Here we are. It's Sadovaya Street. Go straight ahead on this street about 1 km. Turn right into Nikholsky Alley. Go over the bridge. There is St. Nicholas Naval Cathedral on your left. You won't miss it.

**T:** That's it on the map.

**PO:** Yes, that's right. Continue on Nicholsky Alley past the Cathedral until you come to the end of the street.

**T:** OK. It's Rimsky-Korsakov Prospect, isn't it? What's next?

**PO:** Take a left there, and at the first traffic light turn right onto Glinki Street.

**T:** OK. Rimsky-Korsakov Prospect, straight on and then the second left.

**PO:** No, it's the FIRST RIGHT.

**T:** Ah, right. The first street on my right.

**PO:** Continue on Glinki Street for one block and you'll see the theater on your left.

**T:** OK. Can I repeat this to see if I've understood everything?

**PO:** Certainly.

---

<sup>1</sup> Понял.

**T:** From here I walk forward and turn right onto Nicholsky Alley. Walk over the bridge. The Cathedral is on my left.

**PO:** Yes, that's right.

**T:** Go straight ahead until the end of the street and turn left and then take a right at the traffic light. Continue on Glinki Street and the Mariinsky Theater is on my left.


**PO:** Yes, that's it!

**T:** Well, thank you very much for taking the time to explain this to me!

**PO:** You are welcome. Enjoy the performance!

**T:** Thank you.

## 16. Give English equivalents to the following travel advice.

<i>Информация для туристов</i>	<i>Tourist information</i>
<p style="text-align: center;"><b>Как добраться до Мариинского театра</b></p> 	
<ul style="list-style-type: none"><li>• От станций метро. Невский проспект и Гостиный двор на автобусах № 3, 22, 27 или маршрутных такси № 180 и 169;</li><li>• от станций метро Садовая, Сенная площадь на маршрутных такси № 1, 186, 124, 350;</li><li>• или на любом транспорте до Никольского Собора и затем пройти пешком одну остановку по направлению к Мариинскому театру;</li></ul>	

<i>Информация для туристов</i>	<i>Tourist information</i>
<ul style="list-style-type: none"> <li>• пешком по ул. Садовой до Никольского собора примерно 1 км, перед собором повернуть направо, идти по Никольскому переулку мимо собора до пр. Римского Корсакова. Повернуть налево, перейти улицу на ближайшем светофоре и идти прямо по ул. Глинки один квартал. Театр будет слева от вас. Время прогулки — около 20 минут</li> </ul>	

**17. Put these statements in order to make a dialogue. Act the dialogue.**

*Directions to Russian Museum*



You are on the corner of Nevsky Prospect and Sadovaya Street (52 Nevsky Prospect).

**Tourist:**

- 1) I'd like to go to the Russian museum, but I can't find it. Is it far?
- 2) Mikhailovskaya Street.
- 3) Excuse me, can you help me? I'm lost!
- 4) Maybe I should call a taxi?
- 5) Great. Thanks for your help.
- 6) Yes, I can see them.
- 7) Thank you. That's very kind of you.

**Police Officer:**

- a) Right, at the traffic lights, turn right into Mikhailovskaya Street.
- b) Certainly, where would you like to go?
- c) No, not really. It’s about a 5-minutes’ walk away.
- d) Welcome. Enjoy your visit.
- e) Right. The museum is at the end of the street. Go straight on toward the square with the monument to Pushkin in the centre of it. Go through the square. And the museum is in front of you.
- f) No, no. It’s very easy. I can give you directions.
- g) Not at all. ... Now, walk under the pedestrian walkway and go along Nevsky Prospect to the traffic lights. Do you see them?

**ROLE PLAY Asking for and Giving Directions in a City**

*Work in pairs.*

**Situation:** You are trying to find some places in a city, e.g. the department store / museum / metro station / hotel / bus to the theater / station / airport. Ask a police officer to help you. Use the map of Saint Petersburg on page 240 if necessary.

**Cadet A.** *You are a spectator* looking for some places of interest / facilities in a city. Ask Cadet B to help you.

**Cadet B.** *You are a police officer.* Answer Cadet A’s questions. Give directions.

Act out the conversation, then change roles and act out it again.

*Useful language*

Excuse me, officer.	Go up / down... for... blocks.
Is there a ... near here?	Go straight / along ...
I’m looking for ...	Walk that way until you get to ...
How do / can I get there?	Turn right / left into / onto ...
What is the way to ...	Don’t turn there.
Can / Could you help me? I want to go to ...	At the traffic lights / intersection / corner turn right / left.

## Useful language

Excuse me, officer.

Is there a ... near here?

I'm looking for ...

How do / can I get there?

What is the way to ...

Can / Could you help me? I want to go to ...

Go up / down... for... blocks.

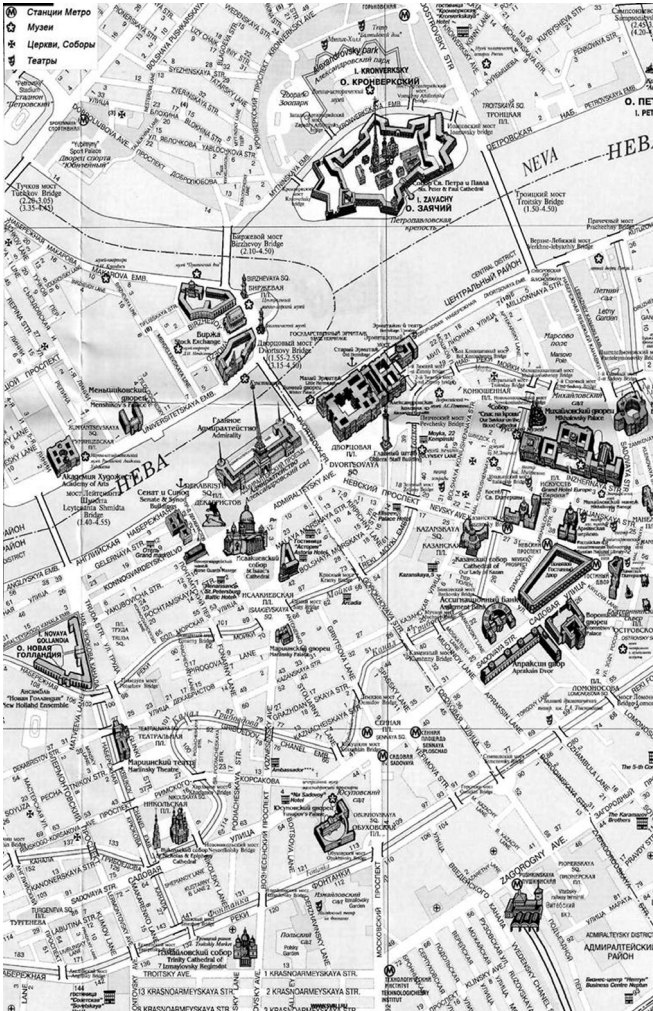
Go straight / along ...

Walk that way until you get to ...

Turn right / left into / onto ...

Don't turn there.

At the traffic lights / intersection / corner turn right / left.



**18. Read the instruction and give Russian equivalents to the expressions in italics.**

**Directions**

1) *from Wembley Stadium and Wembley Central Underground Stations*

Wembley Central is a *2 km journey* to the Stadium. *Exit the station via the stairs to street level. Turn right at the exit* and the Stadium route will be *signposted* on event days. *Travel down the High Road and turn left at the triangle towards Wembley Stadium Station. Cross White Horse Bridge and turn right up South Way until you reach the stadium, staying at street level proceed to your left and enter via the main entrance* at the North of the stadium.

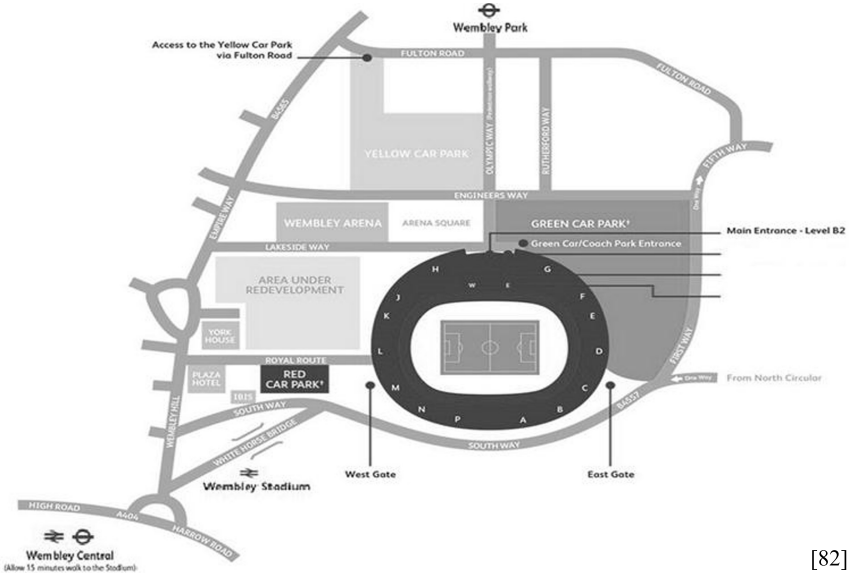
2) *from Wembley Park Station*

As you approach the Stadium along Olympic Way remain at street level and *walk under the pedestrian walkway* and enter the stadium via the main entrance.

**19. Give synonyms to the following phrases.**

*turn right up South Way; 2 km journey; travel down the High Road*

**20. Work in pairs. Look at the map. Follow the above directions and find the way to the stadium.**



## 21. Translate information from the tourist information website for the 2018 FIFA World Cup Russia into English.

*Как добраться до стадиона*

*«Санкт-Петербург» на общественном транспорте*

Удобнее всего до стадиона «Санкт-Петербург» добираться на метро. Ближайшая от стадиона станция — «Крестовский остров» (линия № 5), от нее до арены около 20 минут пешком.

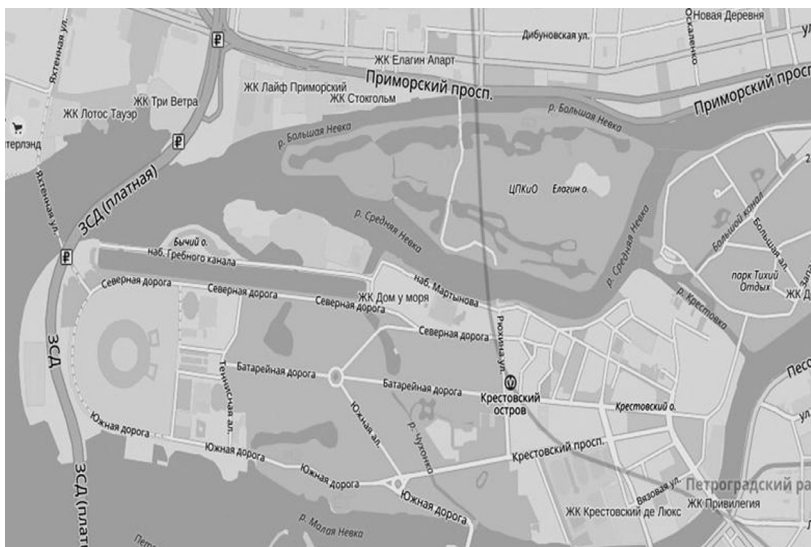


[83]

## 22. Read the instruction and write down Russian equivalents for the expressions in italics.

*The closest bus and tram stop* on the game days will be located at Yakhmennaya Street in Primorsky District. *To walk from the bus stop to the stadium* will take about 25 minutes. *To get to the stop*, take buses № 101, 101A, 110, 134A, 134Ш, 170, 211, 216, 32, 93 and trams № 19, 48.

## 23. Work in pairs. Look at the map below. Give directions from Krestovskiy Ostrov metro station to the stadium.



[84]

## Asking For and Giving Directions in a City

block <i>n</i> in / on a block	квартал (города) в квартале
cafe ['kæfeɪ] <i>n</i>	кафе, кофейня
chemist's ['keməsts] <i>n</i>	аптека
get (to smth) <i>v</i>	добираться (куда-л.)
go <i>v</i> along / down / straight ahead / straight on / up go over go past go through [θru:]	идти идти прямо, вперед, вдоль  идти через (мост) идти мимо идти через (парк)
grocery <i>n</i>	продуктовый магазин
greengroser's <i>n</i>	овощной магазин
intersection <i>n</i>	перекрёсток
lose (lost, lost) <i>v</i>	терять, заблудиться; опоздать (поезд)
newsagent's <i>n</i>	газетный киоск
pedestrian <i>adj / n</i> pedestrian crossing (walkway)	пешеходный / пешеход пешеходный переход
performance <i>n</i>	спектакль, представление
reach <i>v</i>	доезжать; добираться
roundabout <i>n</i>	участок дороги с круговым движением
signpost <i>n / v</i>	указатель / обозначать (указателем)
stop <i>n</i>	остановка общественного транспорта
take <i>v</i>  take (a bus) take time take a left / right take (the second) left / right	использовать (какие-л.) средства передвижения; идти сесть (в автобус), ездить (автобусом) занимать, требовать (времени) повернуть налево / направо (на втором повороте) повернуть налево / направо

take the second turn left / right	(на втором повороте) повернуть налево / направо
traffic lights <i>n, pl</i>	светофор
underground <i>n</i> underground station	метро станция метро

## SPEAKING ACTIVITIES

### First Aid

#### 1. Read the text and answer the following questions.

- 1) What is first aid?
- 2) What are its aims?
- 3) Who are first responders?
- 4) Are they qualified to do it?



#### *What is First Aid?*

First Aid is emergency care or treatment to an injured or ill person using readily available materials before regular medical attention can be obtained. First Aid is intended to preserve life, prevent further injury and promote recovery.

Ambulance personnel, police officers, and firefighters may be called to the scene of an emergency and are known as “first responders”. It is their job to respond to an emergency. They are trained to take charge of a scene as soon as they arrive.

#### 2. Match the pictures with the descriptions.

- a be close to losing consciousness
- b perform chest compressions
- c nauseate
- d be unresponsive
- e give rescue breaths



1



2



3



4



5

**3. Put these statements in order to make up dialogues.**

**A**

1. What's your name?
2. ... (*pause*)
3. Michael Green.
4. Take a sit and calm down. I'll call an ambulance.
5. I have a heart attack.
6. How do you feel?
7. What happened?
8. I am a little better, thank you.

**B**

1. I'll call for help and perform chest compressions and give rescue breaths until help arrives.
2. He is unresponsive.
3. What happened?
4. He can't breathe normally.
5. Does he breathe?

**C**

1. What happened?
2. I feel nauseated and I am losing consciousness.
3. Help, please. A man is bleeding.
4. Somebody hit me on the head.
5. How do you feel?
6. I'll bandage up your wound and call an ambulance.

**D**

1. What happened?
2. I see. I'll call an ambulance. You are likely to give statements. Please give your personal data to my colleague.
3. We don't know. He was walking in front of us and suddenly fell down.
4. OK, sir.
5. A man is unwell. Help, please.

#### 4. In groups, read and act the dialogues.

### ROLE PLAY

### First Aid

*Work in groups.*

**Cadet A.** *You are a police officer.* Ask questions you need to know to give first aid.

**Cadet B.** *You are a person who is injured or who suddenly felt unwell.* Describe your symptoms to the officer.

**Cadet C.** *You are a witness / passer-by.* Respond to a police officer's questions.

Act the conversation, then change roles and act out it again.

### SPEAKING ACTIVITIES

### Vocabulary List

#### First Aid

aid <i>n</i> first aid give first aid	помощь первая помощь оказывать первую помощь
ambulance <i>n</i> to call an ambulance	машина «скорой помощи» вызывать «скорую помощь»
bandage <i>n</i> bandage (up) <i>v</i>	бинт; перевязочный материал бинтовать, накладывать повязку, перевязывать
bleed (bled, bled) <i>v</i>	кровоточить; истекать кровью
breath [breθ] <i>n</i> give rescue breaths	дыхание делать искусственное дыхание
breathe [bri:ð] <i>v</i>	дышать
charge <i>n</i> take charge of	ответственность брать на себя ответственность за что-л.
chest <i>n</i> chest compression	грудная клетка непрямой массаж сердца

consciousness [ˈkɒn(t)ʃəsnəs] <i>n</i> lose consciousness	сознание потерять сознание
heart <i>n</i> heart attack	сердце сердечный приступ
hit <i>v / n</i>	ударять, удариться / толчок, удар
nauseate [ˈnɔːziət] <i>v</i>	чувствовать тошноту
unresponsive <i>adj</i>	нереагирующий, без сознания
wound [wuːnd] <i>n</i>	рана

## SELF-ASSESSMENT-MODULE VII

### Units III–IV

#### 1. Use the words below to fill in the gaps.

*ensuring, confronting, prerequisite, self-policing, dialogue, knowledgeable, providing aid*

1. The ... on security and necessary security measures between police and supporters is a basic ... for a safe, secure and welcoming atmosphere during the tournament.

2. The police see their role as being friendly, ... and ready to ... all guests.

3. Pursuing cooperation approach has been shown to contribute towards ... aggression and promoting ... amongst supporters.

4. The tourist police unit is devoted to ... safety and ... information in English to foreign tourists visiting the city.

#### 2. Fill in the correct preposition.

*for over of after with by*

- 1) to be named ... smb.
- 2) to be designed ...
- 3) to be made ... granite
- 4) to be built ... the river/canal
- 5) to be famous ... smth

### 3. Fill in the gaps.

Saint Petersburg is a very ..... city compared to old European capitals. It was founded in ..... by ... on ... as an outlet to the sea. St Petersburg has also been known as ..... and Leningrad. The city's name is very symbolic: it was called in honor of Saint ....., who was a keeper of the keys from the paradise.

It was the capital of the Russian Empire for more than ... hundred years. St Petersburg is the ..... largest city of Russia with more than ..... million inhabitants.

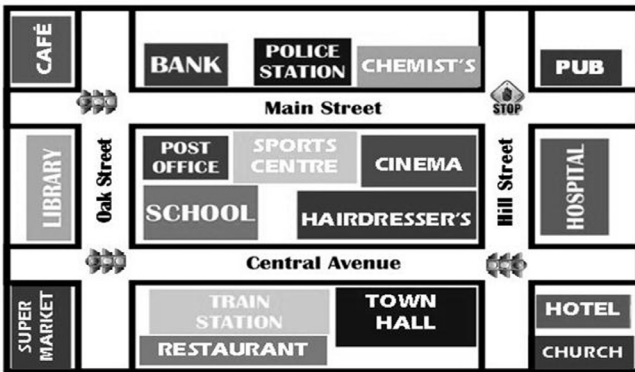
The city is often called ..... as there are numerous ..... and canals. St. Petersburg occupies the first place in Russia and one of the leading places in the world for the number of bridges. They are .... For example, ..... is the widest bridge in the world with the width ... meters.

Saint Petersburg is also known as the ..... capital of Russia. It is filled with splendid ....., impressive historical ....., several hundred museums. The most famous among them are ...

The State Hermitage is the largest museum in ... and the largest by the ... in the world. The State Hermitage ..... seven buildings: ...

The city is very ..... holiday destination.

### 4. Look at the map. Make up 5 sentences and questions to them, as in the example.



e.g. A: Is there a bank near here?

B: Yes, it is.

A: Where is it?

B: The bank is opposite the post office on Main Street.

**5. Use the words below to fill in the gaps.**

*go along, take, turn right, turn left, go past, keep, continue, go*

1. .... into Sadovaya Street
2. .... at the traffic lights
3. .... the Cathedral
4. .... the street for 3 blocks
5. .... in the same direction until you get to the bridge
6. .... to the right
7. .... the second turn on the right
8. .... straight

**6. Read the directions and find the object on the map above.**

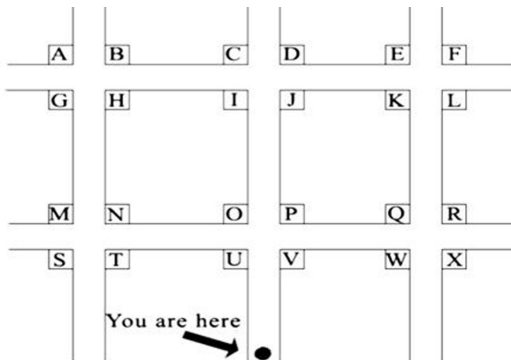
*You are at the restaurant on Oak Street.*

Take the first turning on the right, go past the train station and town hall. At the traffic lights cross Hill Street. You'll see it on your left opposite the hotel.

**7. Choose three objects on the map above and give directions.**

- e.g.*
- 1 *A: Could you tell me the way to the nearest bank?*  
*B: Sure. ...*
  - 2 *A: Could you help me? Is there a police station nearby?*  
*B: Yes, ...*
  - 3 *A: Excuse me. Do you know where the hotel is?*  
*B: Look. We are here. ...*

**8. Listen to the directions and find which building on the map is the Post Office.**



# MODULE VIII

## INTERNATIONAL POLICE COOPERATION

### READING 1

#### 1. Read the text.

##### *Aims of International Police Cooperation*

The aim of international police cooperation is defined as follows:

- to **enhance** exchange of experiences;
- to **improve** cooperation between countries;
- to **promote** good behaviour and the peaceful enjoyment of good sporting competition;



[85]

- to **take account of** the various cultures and traditions of visiting supporters, consistent with acceptable behaviour in the host and transit countries;
- to **deal** firmly and effectively **with** troublemakers;
- to make efficient use of police resources.

Responsibility for police actions and the maintenance of public order in the host country **remain** at all times with the host authorities only.

#### 2. Match the words in bold from the text to their synonyms.

*continue, encourage, make better, cope with, improve, take into account*

#### 3. Match the verbs with the word groups to make up phrases.

- |                   |                                   |
|-------------------|-----------------------------------|
| 1 enhance         | a good behaviour                  |
| 2 improve         | b troublemakers                   |
| 3 promote         | c exchange of experiences         |
| 4 take account of | d the aim                         |
| 5 deal with       | e various cultures and traditions |
| 6 define          | f cooperation                     |

**4. In pairs, discuss the aims of international police cooperation and the responsibilities of host authorities.**

**READING 2**

**5. Read the text and fill in the table.**

1		in November 1985
2		41 states
3		to prevent and control violence and ...
4	What is the role of international police cooperation?	

*European Convention on Spectator Violence*

The European Convention on Spectator Violence entered into force in November 1985. 41 states including Russia signed and ratified the convention.

The principal aim of the convention is to prevent and control violence and misbehaviour of spectators, to identify and prosecute troublemakers, as well as to ensure spectators safety during sports events.

During major international events, sports authorities and police of the countries involved co-operate in identifying possible risks in order to prevent them.

**READING 3**

**6. Read the text and write down Russian equivalents for the words in italics.**

*National Football Information Points*

The increase in various international and European competitions has given football an *international dimension*.

The *exchange of information* is of the utmost importance to *combat and prevent football-related violence*. The *national football information points* act as the central and sole *contact point* for the exchange of *relevant information* for football matches with an international dimension, and for *developing international police cooperation* concerning football matches. At international level, the national football information points work *on the basis of equivalence*.

**7. Translate this extract from the journal “Police of Russia” into English paying attention to the words and expressions in bold.**

Национальные футбольные информационные пункты работают более чем в 30 государствах Европы. Основной целью их создания является скорейший обмен сведениями между территориальными подразделениями полиции стран, обеспечивающих общественный порядок на конкретном спортивном мероприятии. Сотрудники пунктов собирают информацию для дальнейшего обмена ею с заинтересованными подразделениями при проведении матчей внутри страны, готовят аналитические материалы для выработки государственной политики в данной сфере, осуществляют межведомственное и международное сотрудничество, обеспечивают работу системы футбольного мониторинга.

С 2015 года в структуре МВД России функционирует Национальный футбольный информационный пункт (НФИП).

**WATCHING**

“Met Football Unit — International fixtures”<sup>1</sup>

**While you watch**

**8. Watch the video and choose the correct option.**

1. Before the match police are looking for ...
  - a) evidence.
  - b) suspects.
  - c) football hooligans.
2. Police officers found some unlicensed ...
  - a) alcohol.
  - b) pubs.
  - c) street traders.
3. Inspector Tom Wintage is in a ...
  - a) control room.
  - b) control building.
  - c) control station.
4. During the match PC Andy Wigley will be looking for individuals that might be subject to ...

---

<sup>1</sup> Source: <https://www.youtube.com/watch?v=dCyxSQ178dM>.

- a) international law.
  - b) FBOs.
  - c) monitoring.
5. PC Andy Wigley would be accompanied by ...
- a) a spotter from the away team.
  - b) a liaison officer from the away team.
  - c) stewards.
6. At the stadium police will identify individuals ...
- a) chanting towards rival fans.
  - b) standing in the aisles.
  - c) behaving unacceptably.
7. International fixtures are remarkable for ...
- a) fanfests.
  - b) fans' cultural differences.
  - c) bringing together many people.

**9. Watch the video again and complete the sentences using the words / word groups below, there is extra one that you don't need to use.**

*look at, public safety, majority, issue, decide*

1. The \_\_\_\_\_ of fans come here to have a good time.
2. Police would do with any issues around crime and disorder, \_\_\_\_\_ and keep the Queen's peace<sup>1</sup>.
3. I'll be bringing attention of the club to them to \_\_\_\_\_ whether let them stay in the ground or not.
4. When there are international fixtures, we \_\_\_\_\_ what languages away fans speak; where they actually live; where they are in London.

**After you watch**

**10. Check how attentive you are. In groups, answer the following questions based on the video.**

1. What stadium did the match take place at?
2. What football teams played that day?
3. What did the fan taking pictures with Andy Wigley and his colleague look like?

---

<sup>1</sup> Общественный порядок.

4. How many fans were standing behind PC Andy Wigley during his interview? What were they doing? What was Wigley's reaction?

5. What police forces were involved to maintain public order during the match day?

**11. In groups, discuss the match day policing operation with international involvement.**

**READING 4**

**12. Scan the text. What do the numbers mentioned in the text mean?**

590 \_\_\_\_\_

103 \_\_\_\_\_

461 \_\_\_\_\_

**13. Read the text.**

*International Cooperation during the 2006 FIFA World Cup*

In total, 590 foreign police officers were on duty in Germany during the 2006 World Cup. The foreign uniformed officers accompanied their German colleagues in

- *identifying and warning troublemakers,*
- *conducting searches of persons and property,*
- *removing troublemakers from certain areas,*
- *questioning witnesses and suspects*
- *taking persons into custody.*

*Joint operations* by German and foreign officers to *catch and investigate pickpockets* were also effective, leading to the *arrest* of 103 *suspects* in 461 reported thefts by pickpockets.

During WC 2006 an especially positive aspect for foreign visitors was the *presence of police officers from their own countries*. The *participation of foreign police officers* had a *highly preventive effect*. Foreign visitors easily *recognised the uniformed police officers from their home countries* and readily *turned to them for information, using their native language*.



[86]

**14. Give Russian equivalents to the words and expressions in italics from the text.**

**15. Give definitions to the following words/phrases.**

*take into custody, recognize, troublemaker, pickpocket, turn to smb*

**16. With a partner, translate the following questions into English and answer them. Give back translation.**

1. Какие общие задачи выполняли офицеры полиции зарубежных государств совместно с их немецкими коллегами?

2. Каковы результаты совместных мероприятий?

3. Какое влияние оказало на иностранных болельщиков присутствие на чемпионате сотрудников полиции из их страны?

4. Какую практическую помощь предоставляют прибывшие на чемпионат полицейские болельщикам своих стран?

**17. In pairs, discuss the experience of international cooperation during the 2006 FIFA World Cup.**

#### READING 5

**18. Scan the text. What do the numbers mentioned in the text mean?**

120 \_\_\_\_\_

442 \_\_\_\_\_

32 \_\_\_\_\_

1 \_\_\_\_\_

**19. Read the text.**

*Match in Dortmund on 14 June 2006*

Although numerous violent Polish fans **had been prevented from entering Germany**, a rather large group of violent Poles gathered in Dortmund city centre before the match. At the same time, violent German fans displayed great interest, as had been predicted. **To prevent clashes**, the state police **took German and Polish fans into custody** already hours **ahead of the match**. Nonetheless, about 120 German category C **fans gathered in Dortmund city centre, forming larger groups**. While police **conducted checks in the vicinity** of the main public viewing event at Dortmund's Friedensplatz, hooligans **threw tables and chairs** at officers and **set off pyrotechnical devices**. There were also **clashes** between

German and Polish groups. The police took 442 persons into custody or **temporary arrest**; 32 of the **rioters** and one police officer **sustained minor injuries**. The police **succeeded in keeping the violence from spreading**.

**Potential violent troublemakers** were quickly identified and taken into custody. The situation **calmed down rapidly**; further rioting was effectively **quelled**, in particular **thanks to the good cooperation** between German officers and Polish police **spotters**. The Polish **liaison officers** also helped **remove certain hooligans** from larger groups of fans.

**20. Match the words to their definitions.**

1	quell	a	the area near or surrounding a particular place
2	vicinity	b	lasting for only a limited period of time
3	clash	c	put an end to (a rebellion or other disorder), typically by the use of force
4	temporary	d	suffer (something unpleasant, especially an injury)
5	sustain	e	a violent confrontation

**21. Give Russian equivalents to the words and expressions in bold from the text.**

**22. In pairs, make notes of the following:**

- ✓ *Fans*: nationality, category, quantity, location, actions
- ✓ *Police*: preventive measures, actions taken to disperse fans and maintain public order and their results
- ✓ *Injured*: quantity, level of injury
- ✓ *International cooperation*: officers involved, their support and actions

**ROLE PLAY**

**Online Briefing**

*Work in groups.*

**Situation.** There is an online briefing between police officers and the police match commander.

**Cadet A.** *You are the police match commander.* You are in charge of international policing operation in Dortmund. Use the ideas below to prepare what you are going to ask police officers about.

**Cadet B.** *You are foreign police officers* coming to the host country to provide joint police operations. Just now, you are on the streets of Dortmund. Use the ideas below to prepare what you are going to say to the police commander.

- what is happening at the moment
- fans of what country are there / their quantity
- fans' behaviour
- any injured
- any detained
- if any extra forces required

Act the situation, change roles and act out it again.

## READING 6

**23. Read the text and give Russian equivalents to the words and expressions in italics.**

### *Visiting Police Responsibilities*

Visiting police delegations and supporter representatives can *help ensure* that *organising police* are aware of the character and culture of the *visiting supporters*.

Visiting police can *provide quick* and *relevant information* and *intelligence*. Such information consists of:

- *traffic information on ordinary spectators*;
- *intelligence* — *identifying known troublemakers* who may travel to the event, *their methods of operation* and known or supposed *intentions*.

**24. Answer the questions.**

1. What can visiting police delegations help ensure?
2. What relevant information do they provide?

## READING 7

### 25. Read the text. What are such centres created for?

#### *International Police Cooperation Centre*

Ahead of the World Cup, a co-operation center staffed by law enforcement officers from 33 countries (including the states participating in the FIFA World Cup and Qatar, the host of the 2022 FIFA World Cup) was opened to monitor potential fan violence. Police officers came to Russia to help spot troublemakers and prevent fans from having run-ins, deter hooliganism and the threat of any militant attack.



[87]

The creation of such centers is a generally accepted international practice at international sports events. The main purpose of these centres is the organization of cooperation between the police delegations of the countries participating in the World Cup.

In 2016, six Russian law enforcers were sent to France for the purposes of working in the Centre of International Police Cooperation. The Russian officers were in France during the entire period of the Russian national team's participation in the championship.

During the 2018 World Cup, some foreign police officers were stationed in the Center as communication officers; others within mobile groups performed public order protection tasks in the cities hosting football matches of respective national teams.

## READING 8

### 26. Translate this extract from the newspaper “МК.RU” into English. What aspects of joint police work are mentioned in this text?

#### *Иностранные полицейские на ЧМ-2018*

Около 150 иностранных сотрудников полиции приехали в Россию на ЧМ 2018 не только для оказания помощи, но и для профилактики преступности — ничто, кроме как знакомый мундир полицейского, не способно быстро и эффективно остудить пыл<sup>1</sup> зарубежных гостей на фанатской трибуне.

<sup>1</sup> To cool one's heat.

В Центре международного полицейского сотрудничества работали офицеры связи — полицейские, которые в режиме онлайн собирали информацию и взаимодействовали с подразделениями МВД. Еще одна группа иностранных коллег — споттеры или офицеры мобильных групп. Они получали информацию непосредственно у болельщиков своей страны: выясняли их планы, возможные намерения по устройству беспорядков в городе. Многие споттеры знают некоторых болельщиков в лицо. Оперативная информация, предоставленная споттерами, анализировалась офицерами связи. По итогам проведенного анализа принимались определенные решения.



[88]

Горячая пора<sup>1</sup> в Центре наступала в день матча — и офицеры связи, и офицеры мобильных групп работали до поздней ночи. В случае ночного происшествия на обязательном утреннем брифинге глава центра доводил информацию до каждого офицера. Это касалось совершенных правонарушений как с участием, так и в отношении зарубежных болельщиков.

В зале постоянно дежурили переводчики, при возникновении трудностей они приходили на помощь.

## READING 9

**27. Read the text and choose the most suitable headings from the list (a–f) for each part (1–6) of the text.**

- a) assessment
- b) communication
- c) balance
- d) differentiation
- e) information
- f) approachability by fans

---

<sup>1</sup> Rush period.

*Main Principles of a Proactive Approach  
to Fighting Hooliganism at International Sports Events*

(1) Maintaining a balance between the need for high profile police presence, who will have a preventive effect on spectators, and the fact that excessive amount of uniformed persons may negatively affect supporters.

(2) The police must act in accordance with the relevant risk assessment to minimise incidents. It is of great practical importance to make an assessment of the social identity of fan groups — values and standards, objectives, the feeling of what is right for them, stereotypes and expectations from other fan groups, earlier incidents (the time, place, facility, manner of demonstration) etc.

(3) Proactive communication should be established with supporters to avoid conflict situations. Whenever possible, communication with supporters should be maintained by police officers who are knowledgeable about fan groups or have even gained their confidence. Communication should be clear and in the language known to fans.

(4) When the police must limit fan behaviour, they should explain to fans the reasons for such limitation and provide them with other alternative means for the fulfillment of their legitimate objectives.

(5) Specificities of different fan groups must be taken into account (nationality, quantity, objectives, cultural specificities etc).

(6) The planning of police operation is based on the fast flow of information obtained from teams in the field or other foreign police organisations by using knowledge and experience of foreign police forces with which cooperation was established.

**28. Match the statements to the text above. Continue the list of proactive measures if necessary.**

a) throwing ‘riot’ officers at the problem of ‘hooliganism’ is ineffectual and counterproductive;

b) providing a football policing operation with live and relevant information and intelligence on supporter groups;

c) establishing positive relationship with fans through ongoing dialogue prior to, during and after crowd events;

d) the dialogue on necessary security measures between police and supporters;

e) look at cultures and traditions of visiting supporters, consistent with acceptable behaviour in the host and transit countries;

f) visiting police help organising law enforces be aware of the character and culture of the visiting supporters;

g) foreign visitors using their native language turn to uniformed police officers from their home countries for information.

**29. Give Russian equivalents to the following word combinations.**

- 1) excessive amount of uniformed persons
- 2) negatively affect supporters
- 3) act in accordance with the relevant risk assessment
- 4) minimise incidents make an assessment of the social identity of fan groups

groups

- 5) expectations from other fan groups
- 6) earlier incidents
- 7) establish proactive communication
- 8) avoid conflict situations
- 9) gain confidence
- 10) clear communication
- 11) limit fan behavior
- 12) explain the reasons for limitation

limitation

13) provide with alternative means

14) fulfilment of legitimate objectives

- 15) take into account cultural specificities of different fan groups
- 16) fast flow of information
- 17) obtain information
- 18) use knowledge and experience of foreign police forces
- 19) establish cooperation



[90]

**30. In pairs, complete the following questions and answer them.**

- 1. What are the main \_\_\_\_\_ at international sports events?
- 2. What balance is necessary \_\_\_\_\_?
- 3. What should \_\_\_\_\_ to minimise \_\_\_\_\_?
- 4. What steps \_\_\_\_\_ avoid \_\_\_\_\_?
- 5. Who \_\_\_\_\_ communication with supporters?

6. What are \_\_\_\_\_ of communication?
7. What measures \_\_\_\_\_ when they limit fan behavior?
8. What \_\_\_\_\_ into account?
9. What is \_\_\_\_\_ based on?

**31. Speak on main principles of a proactive approach to fighting hooliganism at international sports events.**

**32. Think of a word / phrase describing EVENT POLICING which begins from the letter shown.**

- E \_\_\_\_\_
- V \_\_\_\_\_
- E \_\_\_\_\_
- N \_\_\_\_\_
- T \_\_\_\_\_
- P \_\_\_\_\_
- O \_\_\_\_\_
- L \_\_\_\_\_
- I \_\_\_\_\_
- C \_\_\_\_\_
- I \_\_\_\_\_
- N \_\_\_\_\_
- G \_\_\_\_\_

*MODULE VIII*

**Vocabulary list**

acceptable <i>adj</i>	приемлемый; допустимый
account <i>n</i> take account of / take into account	учитывание, принятие в расчёт (чего-л.) учитывать, принимать во внимание
affect <i>v</i>	оказывать воздействие, влияние
ahead <i>adv</i> ahead of	впереди; вперёд до, раньше
assessment <i>n</i> make an assessment	оценка давать оценку
avoid <i>v</i>	избегать

clash <i>n</i>	столкновение
confidence <i>n</i> gain confidence	доверие завоевывать доверие
consistent <i>adj</i>	совместимый, согласующийся
custody <i>n</i> take smb into custody	арест; задержание брать / заключать кого-л. под стражу
device <i>n</i>	устройство
dimension <i>n</i>	измерение, аспект, фактор
expectation <i>n</i>	предположение; ожидаемый результат
flow <i>n</i>	поток
fulfil <i>v</i> fulfilment <i>n</i>	выполнять, осуществлять выполнение, исполнение; осуществление
joint <i>adj</i>	совместный
point <i>n</i>	пункт
proactive <i>adj</i>	упреждающий, профилактический
prosecute <i>v</i>	преследовать (судебным порядком); возбуждать дело против кого-л.
quell <i>v</i>	подавлять (чью-л. враждебные действия)
rapid <i>adj</i> rapidly <i>adv</i>	быстрый, скорый быстро
relevant <i>adv</i>	существенный; важный; имеющий отношение (к данному вопросу)
set off <i>v</i>	взрывать
sustain <i>v</i>	пострадать
temporary <i>adj</i>	временный
turn (to) <i>v</i>	обращаться за (помощью, информацией и т. п.)
vicinity <i>n</i>	близость, соседство
uphold (upheld, upheld) <i>v</i>	поддерживать

**SELF-ASSESSMENT**  
**MODULE VIII**

**1. Use the words/phrases below to fill in the gaps.**

*participation of foreign police officers, turned to, conduct, question, native, foreign uniformed officers, remove, warn, recognized*

1. The ..... identify and ..... troublemakers, ..... searches of persons and property, ..... troublemakers from certain areas, ..... witnesses and suspects.

2. The ..... had a highly preventive effect.

3. Foreign visitors easily ..... the uniformed police officers from their home countries.

4. Tourists readily ..... police officers from their country for information, using their ..... language.

**2. Choose the correct word/phrase.**

1. The national football information points act as the central and sole contact point for the **exchange/analysis** of relevant information for football matches with an international dimension.

2. The European Convention on Spectator Violence entered into **consideration/force** in November 1985.

3. The principal aim of the convention is to prevent and control violence and misbehaviour by spectators, to identify and prosecute **troublemakers/fans**.

4. Visiting police can provide quick and relevant **advice/information** and intelligence.

**3. Fill in the words from the list, then make sentences using these phrases.**

*take, remove, improve, throw, promote, enhance, set off, conduct, deal, take account of*

1. .... exchange of experiences

2. .... cooperation between countries

3. .... good behaviour

4. .... the various cultures and traditions

5. .... firmly and effectively with troublemakers

6. .... into custody

7. .... checks

8. .... tables and chairs
9. .... pyrotechnical devices
10. .... hooligans

**4. Answer the questions.**

1. What are the aims of international police cooperation?
2. What is European Convention on Spectator Violence devoted to?
3. What is the national football information point?
4. What are visiting police responsibilities?
5. What relevant information do they provide?
6. What way do visiting police help tourists from their countries?
7. What are main principles of preventive work to fighting hooliganism at international sports events?

## LITERATURE

1. Журнал «Полиция России». — 2016, № 10.
2. Albrecht J.F., Dow M.C., Plecas D., Das D.K. (2014) Policing Major Events: Perspectives from Around the World . CRC Press, pp. 318
3. Boyle C. (2009) English for Law Enforcement. Macmillan, pp. 128.
4. Bundesministerium Des Innern (2013). Evaluation Report: The National Security Strategy for the 2006 FIFA World Cup.
5. National Occupational Standards (2013). Stewards: Control the entry and exit movement of spectators at events. Unit 205, pp. 30.
6. Connors, E. (2007) Planning and Managing Security for Major Special Events: Guidelines for Law Enforcement. Institute for Law and Justice, Virginia, pp. 128.
7. Council conclusions adopting the 2014–2016 EU work programme on minimising risks to safety, security and public order in connection with sports events, in particular football matches, with an international dimension. Council of the European Union, 2013, pp. 7.
8. Crowd Control at Venues and Events (2007) Worksafe Victoria, pp. 44.
9. Cunningham S., Moor P., Carr J. C. New Cutting Edge. Pre-Intermediate. Student's book. Longman, 2005, pp. 174.
10. FIFA. (2013). Stadium and Security Regulations.
11. Hamilton-Smith N., Mackenzie S., Burman M., Fyfe N. (2014) The Governance of Security and the Analysis of Risk for Sporting Mega Events: Guidance Notes for security planners. SCCJR, pp. 11.
12. Marie, O. (2016) Police and Thieves in the Stadium: Measuring the (Multiple) Effects of Football Matches on Crime, Journal of the Royal Statistical Society: Series A, 179 (1), pp. 273–292.
13. Milojević S., Simonović. B., Janković B., Otašević B., Turanjanin V. (2013) Youth and hooliganism at sports events. Belgrad, OSCE, Organisation for Security and Co-operation in Europe, Mission to Serbia, pp. 264.

14. National Policy Improvement Agency. (2010). *Guidance on Policing Football*, pp. 61.
15. Oxenden C., Latham-Koenig Ch. (2008) *New English File. Upper-Intermediate*. Oxford University Press, pp. 160.
16. *Prevention of violence in sport (2005)*. Conference Report, Lisbon (Portugal), 2003. Directorate of Youth and Sport Sports Department European Youth Centre, pp. 88.
17. Recommendation Rec (2015) 1 of the Standing Committee on Safety, Security and Service at Football Matches and other Sports Events, pp. 215.
18. Savkovic M., Djordjevic S. (2010) *Towards the prevention of violent acts at sports events: Proposal on regional cooperation framework*. Belgrade Centre for Security Policy, pp. 29.
19. Schwarzkopf, E.N., Houlihan, D., Kolb, K., Lewinski, W., Buchanan, J.A., & Christenson A. (2008). *Command Types Used in Police Encounters*. *Law Enforcement Executive Forum*, 8 (2), pp. 99–141.
20. Soars J., Soars L. *New Headway Beginner Workbook with key*. 4th Edition. — Oxford University Press, 2013. — 98 p.
21. Spaaij, R. (2006) *Understanding Football Hooliganism. A Comparison of Six Western European Football Clubs*. Amsterdam University Press, pp. 498.
22. Stacey A. (2010) *An Examination of British Sport Security Strategies, Legislation, and Risk Management Practices*. *The Sport Journal* 13 (2).
23. Stead D., Rookwood J. (2007). *Responding to football disorder: Policing the British fan*. *Journal of Qualitative Research in Sports Studies*, 1, pp. 33–41.
24. *Summary of measures taken to prevent football violence (2013)*. UK, The Football Association, pp. 5.
25. Stott C., Hoggett J. and Pearson G. (2012). *Keeping the Peace: Social Identity, Procedural Justice and the Policing of Football Crowds* *British Journal of Criminology*. 52(2): pp. 381–399.
26. Stott C., Havelund J., Lundberg F., Sammyh K., Joern L., Hogget J., Rasmussen K., Vestergren S. (2016) *Policing football in*

Sweden: enabling an evidence based approach. Denmark, University Colleges, pp. 50.

*Websites for Teaching and Learning*

<https://learnenglish.britishcouncil.org> — British Council.  
<http://www.esl-lab.com> — English as a Second Language.  
<http://www.bbc.co.uk/learning> — BBC.

*Police Agencies and Departments Websites*

<https://мвд.рф/> — МВД Российской Федерации.  
<https://77.мвд.рф> — ГУ МВД России по г. Москве.  
<https://78.мвд.рф> — ГУ МВД России по г. Санкт-Петербургу и Ленинградской области.  
<https://www.btp.police.uk> — British Transport Police (BTP).  
<https://www.gmp.police.uk> — Greater Manchester Police.  
<http://www.northants.police.uk> — Northamptonshire Police.  
<https://police.uiowa.edu> — University of Iowa Police.  
<https://met.police.uk> — Metropolitan Police.  
<https://www.westmercia.police.uk> — West Mercia Police.  
<https://www.west-midlands.police.uk> — West-Midlands Police.  
<http://www.southyorks.police.uk> — South Yorkshire Police.

*FIFA, Football Clubs and Stadiums Websites*

<https://www.fifa.com> — Fédération Internationale de Football Association (FIFA).  
<https://welcome2018.com> — 2018 FIFA World Cup Russia™ Tourist Portal.  
<http://www.chelseafc.com> — Chelsea football club.  
<http://www.evertonfc.com> — Everton football club.  
<http://www.hornetsports.com> — Hornet stadium.  
<http://www.thefa.com/england> — the English Football Association.  
<http://www.wembleystadium.com> — Wembley Stadium.  
<http://westpacstadium.co.nz> — Westpac Stadium.

### *Magazines and Newspapers*

<https://www.mk.ru> – daily newspaper «Московский комсомолец».

<http://www.dailymail.co.uk> — The Daily Mail.

<http://www.mirror.co.uk> — The Daily Mirror.

<http://www.theguardian.com> — The Guardian.

<http://www.thejournal.co.uk> — The Journal.

<https://themoscowtimes.com> —The Moscow Times.

### *Television News*

<https://www.itv.com> — Independent Television.


<https://www.cnn.com> — The Cable News Network (CNN).

## APPENDIX

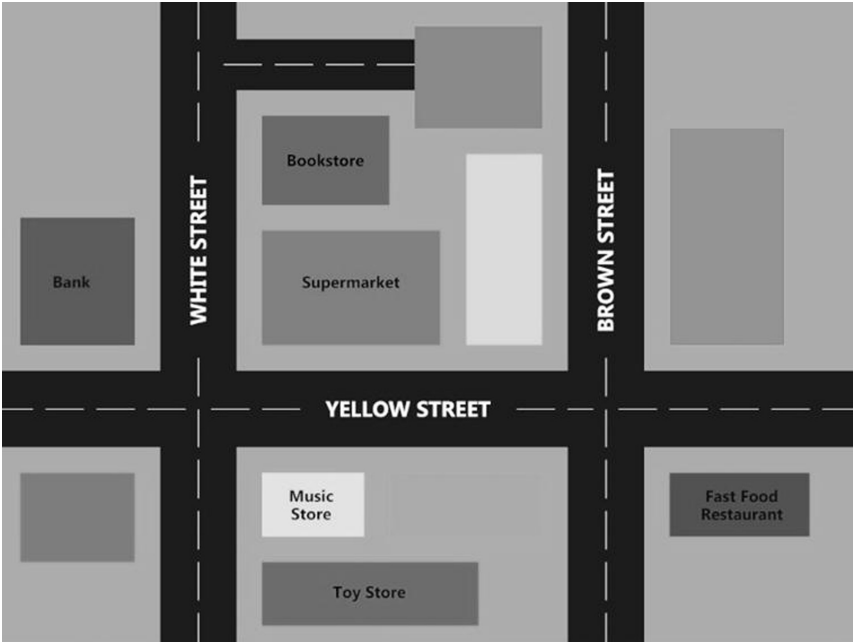
Module V, Unit II, Exercise 2, page 148.

### Cadet A

Look at the picture below. Find twelve differences between your picture here and your partner's picture. Mark them on your picture.




**Module VII, Unit IV, Exercise 3, page 229.**  
**Cadet A**



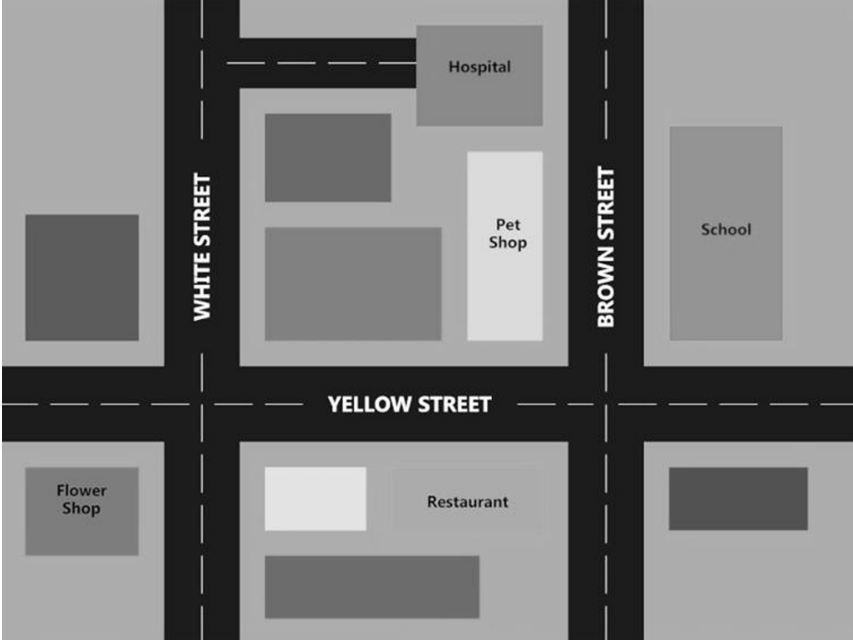
**Module V, Unit II, Exercise 2, page 148.**

**Cadet B**

Look at the picture below. Find twelve differences between your picture here and your partner's picture. Mark them on your picture.



**Module VII, Unit IV, Exercise 3, page 229.**  
**Cadet B**



**CARD № 2**  
**Alexander Column**

**a) Put the verbs in brackets into the passive form.**

The Alexander Column is the focal point of Palace Square. The monument **(1)** ..... **(to erect)** after the Russian victory in the war with Napoleon’s France. The column **(2)** ..... **(to name after)** Emperor Alexander I of Russia.

The Alexander Column **(3)** ..... **(to design)** by the French-born architect Auguste de Montferrand and **(4)** ..... **(to construct)** between 1830 and 1834. It **(5)** ..... **(to open)** on 30 August 1834. The monument — the tallest of its kind in the world — is 47.5 m tall and **(6)** ..... **(to top)** with a statue of an angel holding a cross (whose face is a rather realistic copy of Alexander I). The statue of the angel **(7)** ..... **(to design)** by the Russian sculptor Boris Orlovsky. The body of the column **(8)** ..... **(to make)** of a single monolith of red granite. This enormous column, weighing an incredible 600 tons, **(9)** ..... **(to erect)** by 3,000 men in 2 hours without the aid of modern cranes and engineering machines.

The pedestal of the Alexander Column **(10)** ..... **(to decorate)** with symbols of military glory, sculpted by Giovanni Battista Scotti.

**b) Use information from the text and fill in the table.**

Name	
Name after	
Location	
Designer	
Opened	
Material	
Built as (commemorate)	a memorial to the Russian victory over Napoleon

Description	<ul style="list-style-type: none"> <li>• 25 m tall, the total monument height — ..., weight- ... ton</li> <li>• on top ...</li> <li>• the angel's face ...</li> <li>• the pedestal is decorated with ...</li> </ul>
Things to see / do there	<ul style="list-style-type: none"> <li>• enjoy the breathtaking view of the majestic Winter Palace (designed by Rastrelli)</li> <li>• in front of the Winter Palace — the impressive General Staff Building (designed by Rossi) adorned with a triumphal arch</li> </ul>

**ROLE PLAY**

**An Excursion**

*Work in pairs.*

**Cadet A:** *You are a tourist* visiting St Petersburg. Use the ideas above to prepare questions you are going to ask your guide.

**Cadet B:** *You are an officer of the tourist police unit.* Use the ideas above to prepare what you are going to say to a tourist about this attraction.

Act out the excursion. Then change roles and act out it again.



**CARD № 3**  
**Bronze Horseman**

**a) Put the verbs into the correct passive tense.**

The Bronze Horseman is an impressive monument to the founder of St Petersburg Peter the Great. It (1) ..... (**to locate**) on Senatskaya Square, facing the Neva River and (2) ..... (**to surround**) by the Admiralty, St Isaac’s Cathedral and the buildings of the former Senate and Synod.

The monument (3) ..... (**to build**) by order of the Empress Catherine the Great as a tribute to her famous predecessor on the Russian throne, Peter the Great. The following words (4) ..... (**to inscribe**) on the monument in Latin and Russian: Petro Primo Catarina Secunda — To Peter the First from Catherine the Second.

This equestrian statue of Peter the Great (6) ..... (**to create**) by the famous French sculptor Etienne Maurice Falconet. The pedestal (7) ..... (**to make**) of a single piece of red granite which (8) ..... (**to know**) as the Thunder stone.

**b) Use information from the text and fill in the table.**

Name	
Name after	Alexander Pushkin's poem “Bronze Horseman”
Location	
Designer	• Marrie-Anne Collot (Peter’s head)
Opened	1782
Material	• statue — bronze
Built as	
Description	• pedestal ... • inscription ... • horse steps on a snake, which represents the enemies of Peter I and his reforms

**ROLE PLAY**

*An Excursion*

*Work in pairs.*

**Cadet A:** *You are a tourist visiting St Petersburg. Use the ideas above to prepare questions you are going to ask your guide.*

**Cadet B:** *You are an officer of the tourist police unit. Use the ideas above to prepare what you are going to say to a tourist about this attraction.*



Act out the excursion. Then change roles and act out it again.

**CARD № 4**  
**The Admiralty**

**a) Put the verbs into the correct passive tense.**

The original Admiralty was one of the first structures to be built in St Petersburg. The original Admiralty (1) ..... (to design) by Peter I in 1704 to be a shipyard.

The Admiralty building we see today (2)..... (to construct) between 1806 and 1823. It (3) ..... (to erect) by a design of the great Russian architect Andreyan Zakharov to commemorate the naval power and victories of the Russian fleet.

The Admiralty (5) ..... (to compose) of two buildings (in the shape of Russian letter «П»). It (6) ..... (to decorate) with rows of white columns, wonderful relief detail and numerous statues. The Admiralty tower (7) ..... (to top) with the golden spire, the focal point of three of the city's main streets: Nevsky Prospect, Gorokhovaia Street and Voznesensky Prospekt, and can (8) ..... (to see) along the entire length of each one. The little ship of the gilded spire (particularly its weather-vane) is St. Petersburg's famous landmark. Three magnificent squares — St. Isaac's, Palace and Senate (4) ..... (to unite) by this majestic masterpiece.

The history of the Admiralty (9) ..... closely ..... (to connect) with the Navy. Nowadays Russia's Naval Headquarters (10) ..... (to set up)<sup>1</sup> there.

**b) Use information from the text and fill in the table.**

Name	Admiralty
Location	
Designer	
Built	
Built as	

<sup>1</sup> Разместить штаб.

Description	<ul style="list-style-type: none"> <li>• composed of ...</li> <li>• decorated with ...</li> <li>• the facade — 400 m long</li> <li>• in the centre of the facade — a tiered tower with an entrance arch</li> <li>• the tower — 72 m in height surrounded by a colonnade adorned by statues</li> <li>• to be topped with ...</li> </ul>
Things to see/do there	<ul style="list-style-type: none"> <li>• walk in the Alexandrovsky Garden</li> <li>• enjoy the majestic view of Palace Square</li> </ul>

## ROLE PLAY

## An Excursion

*Work in pairs.*

**Cadet A:** *You are a tourist visiting St Petersburg. Use the ideas below to prepare questions you are going to ask your guide.*

**Cadet B:** *You are an officer of the tourist police unit. Use the ideas below to prepare what you are going to say to a tourist about this attraction.*



Act out the excursion. Then change roles and act out it again.

MODULE VII, Unit IV, page 225.

BOARD GAME

St Petersburg's Sights

The board game features a central map of St. Petersburg, Russia, with various landmarks and street names. The map is surrounded by action cards and a central 'FINISH' box. The action cards include:

- GO FORWARD ONE SPACE!** (Top right)
- GO BACK TWO SPACES!** (Left side)
- GO BACK THREE SPACES!** (Right side)
- GO FORWARD ONE SPACE!** (Bottom left)
- MISS A TRUN!** (Bottom center)
- THROW AGAIN!** (Top left)
- START** (Bottom right)

The map includes landmarks such as the Peter & Paul Fortress, State University, and various streets like Nevsky Prospekt and Liteyny Avenue. A central box labeled **FINISH** is located in the middle of the map.

## PHOTO ACKNOWLEDGEMENTS

1. <http://2018god.net/besplatnyj-proezd-na-chempionate-mira-2018-goda/>
2. <http://ru.fifa.com/worldcup/organisation/mascot/index.html>
3. <http://2018god.net/simvolika-fifa-2018-goda/>
4. Фото: Алексей Витвицкий.  
<http://www.100lichnost.ru/rubrica/32/18417>
5. <http://rocktimes.ru/rocknfootball>
6. <http://www.raptorsrepublic.com/?p=33343>
7. <http://reactsound.herokuapp.com/tag?q=Selhurst>
8. Fotobank/Getty Images/Adam Jagielak, Adam Nurkiewicz
9. [www.dreamstime.com](http://www.dreamstime.com)
10. [http://sport.gentside.com/coupe-du-monde-2010/les-supporteurs-sud-coreens-seront-de-nouveau-au-rendez-vous\\_pic6323.html](http://sport.gentside.com/coupe-du-monde-2010/les-supporteurs-sud-coreens-seront-de-nouveau-au-rendez-vous_pic6323.html)
11. Caters News Agency
12. <http://home.bt.com/news>
13. <http://news.bbc.co.uk>
14. <https://www.fan-id.ru/index.html>
15. <https://twitter.com/NorpolFootball/media>
16. <https://twitter.com/NorpolFootball/media>
17. <https://twitter.com/NorpolFootball/media>
18. [http://www.btp.police.uk/latest\\_news/news\\_archives/news\\_archive\\_2013/17\\_new\\_body\\_cameras\\_in\\_wales.aspx](http://www.btp.police.uk/latest_news/news_archives/news_archive_2013/17_new_body_cameras_in_wales.aspx)
19. <https://lenta.ru/articles/2014/10/14/steward/> Фото: Родион Балак
20. <http://blogs.porti.ru/community/fakt1/2305278>
21. <http://football-pitch.ru/top-10-luchshih-matchey-sbornoy-rossii-po-futbolu.html>
22. <https://www.scoopnest.com/ru/user/MatchTV/877445638014763009>
23. <https://www.canstockphoto.com/hello-tag-cloud>

24. [http://news.bbc.co.uk/2/hi/europe/isle\\_of\\_man/7737974.stm](http://news.bbc.co.uk/2/hi/europe/isle_of_man/7737974.stm)
25. Getty Images Upper cut images
26. <https://www.westpacstadium.co.nz>
27. <https://www.gettyimages.com/license/157887087>
28. <http://www.football-stadiums.co.uk/grounds/england/goodison-park/>
29. <https://www.arsenal.com/emirates-stadium/disabled-access-on-non-match-days>
30. <http://golossarova.ru/>
31. <http://www.avitech.ro/en/referinta/stadion-fc-botoani-755>
32. <http://www.chelseafc.com/>
33. <https://twitter.com/NorpolFootball/media>
34. РИА Новости. Кирилл Каллиников
35. <https://extra.ie/2017/09/14/news/real-life/irish-celtic-fan-tears-psg-invasion>
36. Photo: Ian Hodgson
37. Sport24. [lefigaro.fr](http://lefigaro.fr)
38. [116chelny.ru](http://116chelny.ru)
39. <http://quochoi.org/ruc-ro-le-khai-mac-euro-2016.html>
40. <http://lethanhhai.net/ruc-ro-le-khai-mac-euro-2016.html>
41. <http://aits.org/ph/2015/06/7-established-ways-to-identify-risks/>
42. <https://www.ap.org/en-us/>
43. [http://www.dailymail.co.uk/news/article-3631577/Rubbish-piles-transport-chaos-amid-strike-action-Paris-just-days-Euro-2016-starts-terror-alert-app-unveiled-notify-fans-15-minutes-attack.html?ITO=1490&ns\\_mchannel=rss&ns\\_campaign=1490&utm\\_source=twitterfeed&utm\\_medium=twitter](http://www.dailymail.co.uk/news/article-3631577/Rubbish-piles-transport-chaos-amid-strike-action-Paris-just-days-Euro-2016-starts-terror-alert-app-unveiled-notify-fans-15-minutes-attack.html?ITO=1490&ns_mchannel=rss&ns_campaign=1490&utm_source=twitterfeed&utm_medium=twitter)
44. <http://www.panynj.gov/police/>
45. Getty Images
46. <https://barcelonayellow.com/bcn-tourist/115-safety-barcelona-top-tips>
47. Wikihow Jenny Lu/ Online graphics Associate
48. Author: Tatyana Kirsanova

49. Author: Alexander Ivanov
50. <https://marteline.deviantart.com/art/Freckles-319670215>
51. <http://www.tattoosboy.com/tattoo/tiger-tattoos/page/12/>
52. <http://www.drnumb.com/blog/wp-content/uploads/2017/04/4-Easy-Exercises-To-Get-Forehead-Wrinkles-Removed-From-Face.jpg>
53. <http://www.kino-teatr.ru/kino/acter/m/euro/53552/foto/i2/213073/>
54. <http://www.apecaustralia.com.au/professional-year/education-centre-of-australia>
55. <http://www.bbc.com/news/uk-england-london-38270071?foo=bar&>
56. [http://orel.sledcom.ru/attention/missing\\_persons/item/1058024/?print=1](http://orel.sledcom.ru/attention/missing_persons/item/1058024/?print=1)
57. <https://www.ural56.ru/news/517279/>
58. Reuters/ Jean=Paul Pelissier
59. <http://hooligans.cz/reports/foreign/68-rec/966-recko-aek-ateny-atromitos-fc-30-4-2011-vytrznosti-fans-aek>
60. <http://zarusskiy.org/russia/2012/06/13/184-zaderzhani/>
61. [http://www.telegraph.co.uk/content/dam/football/2016/05/20/98396097\\_liverpool-fans-sport-xlarge\\_trans\\_NvBQzQNjv4BqqVzuuqpFlyLIwiB6NTmJwfSVWeZ\\_vEN7c6bHu-2jJnT8.jpg](http://www.telegraph.co.uk/content/dam/football/2016/05/20/98396097_liverpool-fans-sport-xlarge_trans_NvBQzQNjv4BqqVzuuqpFlyLIwiB6NTmJwfSVWeZ_vEN7c6bHu-2jJnT8.jpg)
62. <https://rian.com.ua/sport/20160622/1012042147.html>
63. <https://images.theconversation.com/files/47890/original/rz65nxgb-1399383659.jpg?ixlib=rb-1.1.0&q=45&auto=format&w=1000&fit=clip>
64. <http://www.tv14.my/wp-content/uploads/2017/11/liverpool9.jpg>
65. <http://someoneismissing.com/>
66. <http://www.kicks96news.com/local/neshoba-county-emergency-dispatches>
67. <http://www.dailymail.co.uk/news/article-4306088/Police-surround-Rangers-fans-ahead-Celtic-clash.html>
68. <https://www.flickr.com/photos/61718807%40N07/7802225198>

69. <https://www.24sata.hr/sport/engleske-tribine-opet-su-u-krvi-bilic-se-cudi-pa-sto-se-doga-a-496831/galerija-461024?page=7>
70. <https://мвд.рф/news/item/10423048>
71. <https://rusbiathlon.ru/photo/football/foto-album-2/id34825/>
72. [https://www.sports.ru/tribuna/blogs/mufcvideos/850126.html?rank=8&rec\\_type=tags\\_6m](https://www.sports.ru/tribuna/blogs/mufcvideos/850126.html?rank=8&rec_type=tags_6m)
73. <https://www.express.co.uk/pictures/pics/6501/Euro-2016-football-fan-arrival-france-pictures>
74. <http://www.eastlondonlines.co.uk/2013/05/anti-social-behaviour-in-whitechapel-tackled-by-new-dispersal-zone-order/>
75. <http://dolmedia.ru/v-moskve/pravila-etiketa-dlya-policejskix/>
76. <http://www.kartamania.ru/house.html>
77. <https://mackushka.tourister.ru/photoalbum/6896/3474192>
78. <https://yandex.ru/collections/user/dianaveselkova/dostoprimechatelnosti-sankt-peterburga/>
79. [www.ridus.ru/http://www.fiesta.city/spb/news/v-gorode-poyavitsya-turisticheskaya-politsiya/](http://www.ridus.ru/http://www.fiesta.city/spb/news/v-gorode-poyavitsya-turisticheskaya-politsiya/)
80. <https://share.america.gov/ar/%D9%85%D8%AD%D8%A7%D8%AF%D8%AB%D8%A9-%D9%8A%D9%88%D9%85%D9%8A%D8%A9-%D9%84%D8%AA%D8%B9%D9%84%D9%91%D9%85-%D8%A7%D9%84%D8%A5%D9%86%D8%AC%D9%84%D9%8A%D8%B2%D9%8A%D8%A9-%D8%B7%D9%84%D8%A8-%D8%A7%D9%84/>
81. <http://learnenglishteens.britishcouncil.org/skills/listening-skills-practice/giving-directions>
82. [http://intermapfr.narod.ru/sanktpeterburg/sanktpeterburg\\_fr\\_\\_tri3\\_1.html](http://intermapfr.narod.ru/sanktpeterburg/sanktpeterburg_fr__tri3_1.html)
83. <http://www.wembleystadium.com/~media/Files/WNSL/WembleyStadium/Parking/Visitors%20Access%20%20Car%20Parks%20Jan%202017.ashx>
84. <https://worldcuprussia-2018.com/stadiums/stadion-sankt-peterburg.php>
85. <https://yandex.ru/maps/2/saint-petersburg/?text=%D0%A1%D0%B0%D0%BD%D0%BA%D1%82-%D0%9F%D0%B5%D1%82%D0>

%B5%D1%80%D0%B1%D1%83%D1%80%D0%B3&z=14&ll=30.24  
0942%2C59.973144&source=entity\_search&mode=search&sl=30.220  
533%2C59.972953

86. <http://www.digitaljournal.com/news/world/subway-staff-extend-strike-snarling-world-cup-city/article/386052>

87. <http://www.fifa.com/worldcup/archive/germany2006/index.html>

88. Фото: Михаил Почуев/ТАСС

89. [https://twitter.com/mvd\\_official/status/1008620783738945536](https://twitter.com/mvd_official/status/1008620783738945536)

90. Фото: Савостьянов Сергей/ТАСС

## NOTES

---

## NOTES

---

## NOTES

---

**Наталья Витальевна Парнюк,**  
*кандидат психологических наук, доцент*  
(Санкт-Петербургский университет МВД России)

**АНГЛИЙСКИЙ ЯЗЫК  
ДЛЯ СОТРУДНИКОВ ОРГАНОВ ВНУТРЕННИХ  
ДЕЛ, ПРИВЛЕКАЕМЫХ К ОБЕСПЕЧЕНИЮ  
ОБЩЕСТВЕННОГО ПОРЯДКА  
И БЕЗОПАСНОСТИ ПРИ ПРОВЕДЕНИИ  
КРУПНОМАСШТАБНЫХ СПОРТИВНЫХ  
МЕРОПРИЯТИЙ**

*Учебное пособие*

*2-е издание, дополненное и переработанное*

Научный редактор **Н. А. Беломытцева**  
Корректор **А. В. Фролова**

Оригинал-макет Санкт-Петербургского университета  
МВД России

Подписано в печать 22.07.2019.

Формат 60×90<sup>1/16</sup>. Бумага офсетная. Гарнитура Times New Roman

Усл. печ. л. 18,0. Тираж 2000 экз. Заказ № 3466.

Макет подготовлен и отпечатан при участии ООО ИПК «Медиа-Принт»  
143200, г. Можайск, ул. Мира, 93.