

МВД России  
Санкт-Петербургский университет

*А. И. Баркова, Н. П. Иващенко, Н. В. Парнюк*

## **АНГЛИЙСКИЙ ЯЗЫК**

Учебно-методическое пособие

Санкт-Петербург  
2021

УДК 378.1; 372.881.1

ББК 81.1Англ-923

Б 24

**Баркова А. И., Иващенко Н. П., Парнюк Н. В.**

**Б 24 Английский язык:** учебно-методическое пособие. — Санкт-Петербург: Изд-во СПб ун-та МВД России, 2021. — 236 с.

ISBN 978-5-91837-374-3

Учебно-методическое пособие подготовлено в соответствии с программой учебной дисциплины «Иностранный язык» (английский) и направлено на формирование и развитие профессиональной иноязычной коммуникативной компетенции, необходимой сотруднику полиции при осуществлении профессиональной деятельности.

Пособие состоит из 5 модулей. Каждый модуль содержит специализированные тексты, расширенную систему комплексных упражнений, стимулирующих развитие навыков устной речи, видеоматериалы, материал для подготовки к контрольной работе и материалы контрольных работ. Учебно-методическое пособие также включает справочный раздел, состоящий из вводно-коррективного курса, грамматических таблиц и таблицы неправильных глаголов. Дополнительные тексты предназначены для чтения и реферирования. Словарь составлен на базе всего лексического материала данного учебно-методического пособия.

Предназначено для обучающихся факультета заочного обучения Санкт-Петербургского университета МВД России.

**УДК 378.1; 372.881.1**

**ББК 81.1Англ-923**

**Рецензенты:**

**Анохина Л. И.**, кандидат филологических наук, доцент  
(Орловский юридический институт МВД России имени В. В. Лукьянова);

**Кравчук Л. С.**, доцент (Белгородский юридический институт  
МВД России имени И. Д. Путилина)

**Консультант:**

**Семенов К. П.**, кандидат юридических наук  
(Санкт-Петербургский университет МВД России);  
Тамбовцев А. И., кандидат юридических наук, доцент

ISBN 978-5-91837-374-3

© Санкт-Петербургский университет  
МВД России, 2021


## CONTENTS

Unit 1. WELCOME TO SAINT PETERSBURG .....	5
Reading: Our City — Saint Petersburg.....	5
Vocabulary and Grammar: Preparation for Test 1.....	6
Self Check 1 .....	16
Test 1 .....	17
Communication: Asking for and Giving Directions in a City.....	23
Self Check 2 .....	30
Unit 2. POLICE.....	31
Reading: Police Functions.....	31
Vocabulary and Grammar: Preparation for Test 2.....	37
Test 2 .....	44
Communication: Public Safety and Security Checks .....	52
Self Check .....	62
Unit 3. CRIME .....	63
Reading: Classification of Crimes .....	63
Self Check 1 .....	73
Vocabulary and Grammar: Preparation for Test 3.....	74
Self Check 2 .....	82
Test 3 .....	83
Communication: Interviewing Witnesses and Victims .....	87
Self Check 3 .....	90
Unit 4. CRIME PREVENTION.....	97
Reading: What to Do in Difficult Situations. Recommendations .....	97
Self Check 1 .....	102
Vocabulary and Grammar: Preparation for Test 4.....	103
Communication: How to Avoid Being a Victim of Crime.....	108
Self Check 2 .....	110
Test 4 .....	111
Unit 5. MASTER OF LAW .....	117
Reading 1: Master of Law in Criminal Law and Criminal Justice.....	117
Reading 2: Criminal Code of the Russian Federation.	
Classification of Crimes .....	130
Text Rendering.....	142

Test Preparation.....	148
Reading 3: Criminal Law of the USA.....	154
REMEDIAL COURSE .....	166
IRREGULAR VERBS .....	181
GRAMMAR TABLES.....	184
ADDITIONAL TEXTS.....	192
VOCABULARY .....	196
REFERENCES .....	233

## Unit 1

# WELCOME TO SAINT PETERSBURG



**Lead-in:** What information can you share about St. Petersburg?  
What are the official symbols of the city?

### READING

#### 1. Read the text.

#### Our City — Saint Petersburg

St. Petersburg is world-renowned for its history and culture. Magnificent architectural ensembles, beautiful palaces, splendid parks, well-known museums attract millions of tourists from all over the world.

Peter the Great founded the city of Saint Peter in 1703 as the “window to Europe”. Many European and Russian architects (Trezzini, Rossi, Rastrelli, Voronikhin, Montferrand, Quarenghi, Kameron, etc.) created the unique style of the city.

One may talk about St. Petersburg for ages, but there is nothing better than to come and enjoy the magical views of the city live! Of course, it is impossible to create a route that will be suitable for everyone.

What are the main attractions of Saint Petersburg? There are many things to see here.

For the first time visitors the Hermitage museum is a must-see. The main museum complex consists of six buildings including the lavish Winter Palace regarded as one of the most beautiful buildings in the world. You can spend days in the Hermitage admiring masterpieces of the greats: Leonardo da Vinci, Rembrandt, Claude Monet, Vincent van Gogh, etc.

The Russian Museum holds the world’s largest collection of Russian art. There are over 400 000 exhibits covering all main periods and trends in the history of Russian art from the 10<sup>th</sup> till the 21<sup>st</sup> century.

Contemporary art is also available at the fantastic Erarta Museum and the Street Art Museum.

World-class ballet, opera and classical concerts at the well-known theaters and concert halls also make St Petersburg a treasure of world culture.

St. Petersburg is also home to such magnificent churches as St. Isaac's and Kazan Cathedrals, the Church of the Savior on Spilled Blood.

Nicknamed as "the Venice of the North", St. Petersburg is famous for its museums, theaters, cathedrals, rivers and canals as well as various beautiful bridges. Russia's northern capital has about 350 bridges and 12 of them are bascule bridges.

St. Petersburg is one of the world's most visited cities. It regularly holds various scientific and sporting events, exhibitions and forums.

Study in St Petersburg! Live in St Petersburg!

## **VOCABULARY AND GRAMMAR: PREPARATION FOR TEST 1**

### **2. a) What do the following numbers from the text mean?**

seventeen hundred (and) three \_\_\_\_\_

from the tenth till the twenty first \_\_\_\_\_

six \_\_\_\_\_

four hundred thousand \_\_\_\_\_

three hundred and fifty \_\_\_\_\_

twelve \_\_\_\_\_

### **b) Think and say.**

**What museum can the following number refer to?**

more than 3 mln exhibits \_\_\_\_\_

### **3. Translate the words of the same root.**

architect — architecture — architectural

attract — attraction — attractive

beauty — beautify — beautiful

build — building — builder

collect — collection — collector — collected

create — creation — creator — creative — created

culture — cultural

enjoy — enjoyment — enjoyable

fantasize — fantasist — fantasy — fantastic — fantastically

found — founder — foundation — founded

science — scientist — scientific  
 tour — tourism — tourist  
 vary — variant — various  
 visit — visitor — visiting

#### 4. Match the English and Russian equivalents.

1	attraction	a	знаменитый
2	must-see	b	всемирно известный
3	world-renowned	c	достопримечательность
4	famous	d	шедевр
5	treasure	e	то, что необходимо увидеть
6	masterpiece	f	сокровище
7	exhibit	g	доступный, имеющийся в наличии
8	bascule	h	разводная часть моста
9	contemporary	i	экспонат
10	available	j	великолепный, величественный
11	magnificent	k	современный

#### 5. Match the Russian and English equivalents.

1	достопримечательность, которую необходимо увидеть	a	world-renowned for its history and culture
2	славиться музеями и театрами	b	treasure of world culture
3	разводной мост	c	must-see attraction
4	шедевры великих художников	d	be famous for its museums and theaters
5	сокровище мировой культуры	e	contemporary art
6	есть в музее	f	masterpieces of the greats
7	современное искусство	g	museum exhibit
8	величественные храмы	h	available at the museum
9	всемирно известный своей историей и культурой	i	bascule bridge
10	музейный экспонат	j	magnificent churches

#### 6. Choose the correct form of the verb to be.

*Example:* St. Petersburg *is / are* the cultural capital of Russia.  
 St. Petersburg **is** the cultural capital of Russia.

1. St. Petersburg *is / was* founded by Peter the Great in 1703.
2. The Hermitage *are / is* a must-see for the first-time visitors.

3. St. Petersburg *are / is* home to some magnificent churches.
4. Contemporary art *are / is* also available at the Erarta Museum.
5. There *is / are* many attractions in Saint Petersburg.
6. There *is / are* the Winter Palace in the center of the city.
7. There *are / is* over 400 000 exhibits in the Russian Museum.

**7. Put the verb *to be* into the correct tense form.**

1. St. Petersburg ... a treasure of world culture.
2. St. Petersburg ... famous for its museums, theaters, ballet and opera, cathedrals, rivers and bridges.
3. There ... 12 bascule bridges in St. Petersburg.
4. The Annunciation Bridge (Blagoveshchensky), the first bascule bridge, ... built in 1843–1850.
5. The Winter Palace ... one of the most beautiful buildings in the world.
6. There ... masterpieces of Leonardo da Vinci, Rembrandt, Claude Monet, Vincent van Gogh in the Hermitage.
7. There ... architectural ensembles, beautiful palaces, splendid parks in the city.

**8. a) Match the sights with the architects.**

<b>1</b>	Peter and Paul Fortress (1703; 1706–1740)	<b>a</b>	Francesco Bartolomeo Rastrelli
<b>2</b>	Peter and Paul Cathedral (1712–1733)	<b>b</b>	Francesco Bartolomeo Rastrelli
<b>3</b>	Peterhof Palace (1747–1751)	<b>c</b>	Peter I (founder) Domenico Trezzini (designer)
<b>4</b>	Winter Palace (1757–1762)	<b>d</b>	Andrey Voronikhin
<b>5</b>	Alexander Column (1830–1834)	<b>e</b>	Domenico Trezzini
<b>6</b>	Michailovsky Palace (Russian Museum) (1819–1825)	<b>f</b>	Charles Cameron
<b>7</b>	Academy of Sciences (1797–1801)	<b>g</b>	Auguste de Montferrand
<b>8</b>	Kazan Cathedral (1801–1811)	<b>h</b>	Auguste de Montferrand
<b>9</b>	St. Isaac's Cathedral (1818–1858)	<b>i</b>	Carlo Rossi
<b>10</b>	Cameron's Gallery (1784–1787)	<b>j</b>	Giacomo Quarenghi

**b) Make up sentences about the sights and their architects. Use the following word combinations:**

- ... was founded by ... in ....
- ... was designed by ... in ....
- ... was constructed by ... in ....
- ... was created by ... in....



*Example:* Peterhof Palace **was created by** Francesco Bartolomeo Rastrelli **in** 1752.

**9. a) Find in the text adjectives describing:**

- the city / its style / the view of the city;
- the Winter Palace;
- museums;
- ballet / opera.

**b) Make sentences with these phrases.**

*Examples:* The city is world-renowned for its history and culture.

St. Petersburg is associated with world-class ballet and opera performances given by the Mariinsky Theater.

**10. Find in the text adjectives to continue the synonymic ring. What do they describe?**

beautiful, wonderful, s....., m.....

**11. Match the English and Russian equivalents.**

<b>1</b>	attract	<b>a</b>	создавать
<b>2</b>	create	<b>b</b>	состоять (из чего-л. / кого-л.)
<b>3</b>	consist (of)	<b>c</b>	привлекать
<b>4</b>	hold	<b>d</b>	охватывать
<b>5</b>	cover	<b>e</b>	вмещать, хранить; проводить
<b>6</b>	admire	<b>f</b>	восхищаться

**12. Match Russian and English equivalents.**

<b>1</b>	состоять из шести зданий	<b>a</b>	create the unique style of the city
<b>2</b>	хранить самую большую коллекция русского искусства	<b>b</b>	cover main periods and trends

<b>3</b>	охватывать основные периоды и тенденции	<b>c</b>	consist of six buildings
<b>4</b>	создавать неповторимый стиль города	<b>d</b>	hold the world's largest collection Russian art
<b>5</b>	проводить научные и спортивные мероприятия	<b>e</b>	admire masterpieces of the greats
<b>6</b>	восхищаться шедеврами великих художников	<b>f</b>	hold scientific and sporting events

### 13. Choose the correct word / words.

*Example:* Splendid parks and palaces, architectural ensembles, well-known museums *attracts / attract* millions of tourists from all over the world.

Splendid parks and palaces, architectural ensembles, well-known museums *attract* millions of tourists from all over the world.

1. Many European and Russian architects (Trezzini, Rossi, Rastrelli, Voronikhin, and Montferrand) *create / created* the unique style of the city.

2. The Hermitage museum *consist of / consists of* six buildings.

3. Tourists *admires / admire* masterpieces of the greats: Leonardo da Vinci, Rembrandt, Claude Monet, Vincent van Gogh in the Hermitage.

4. It *takes / take* eleven years to view each exhibit of the Hermitage.

5. The Russian Museum *hold / holds* the world's largest collection of Russian art.

6. Exhibits of the Russian Museum *covers / cover* main periods and trends of Russian art.

7. Opera and ballet *make / makes* St. Petersburg a treasure of world culture.

8. The city regularly *hold / holds* various scientific and sporting events, exhibitions and forums.

### 14. Put the correct form of the verb to have. Use have, has or had.

*Example:* St. Petersburg ... atmosphere like no other.

St. Petersburg *has* atmosphere like no other.

1. Studying in St. Petersburg you ... an opportunity to view tourist attractions of the city.

2. Tourists ... much fun in St. Petersburg.

3. Many European and Russian architects ... an influence on the city's style.

4. Russia's northern capital ... about 350 bridges.
5. Saint Petersburg ... lots of churches and cathedrals.
6. The Church of the Savior on Spilled Blood ... a lot of mosaics.
7. Visitors never miss Nevsky Prospect and always ... an enjoyable walk along the prospect.
8. All the underground stations ... signs both in Russian and in English.

### 15. Use the correct degree of the adjectives.

*Examples:*

1. (*Magnificent*) architectural ensembles attract tourists from all over the world. *Magnificent* architectural ensembles attract tourists from all over the world.

2. There is nothing (*good*) than to come and enjoy the magical views of the city live. There is nothing *better* than to come and enjoy the magical views of the city live.

3. St. Petersburg is one of (*large*) cultural centers of the world. St. Petersburg is one of *the largest* cultural centers of the world.

1. The Russian Museum is (*large*) art and history museum in Russia.

2. The Russian Museum holds the world's (*large*) collection of Russian art.

3. The collection of the Russian Museum is (*little*) than the collection of the Hermitage.

4. The Hermitage is one of (*good*) museums in the world.

5. The Hermitage Museum is (*famous*) and (*popular*) museum in St. Petersburg.

6. Winter Palace is one of (*beautiful*) buildings in the world.

7. (Near) metro station to the Hermitage is Admiralteiskaya.

8. The Mariinsky Theatre is (*big*) and (*famous*) theatre in Saint Petersburg.

9. Mikhail Kutuzov, one of (*good*) Russian generals, was buried inside the Kazan Cathedral.

### 16. Some sentences are wrong. Make them correct using the negative form of the verb *to be* and giving the correct version.

*Example:* St. Petersburg is the capital of Russia.

St. Petersburg **is not (isn't)** the capital of Russia. Moscow is the capital of Russia. St. Petersburg is the cultural capital of Russia.

1. St. Petersburg was founded by Peter the Great in 1713.
2. St. Petersburg is world-renowned for its Romanesque churches.
3. Kazan Cathedral is the first cathedral of St Petersburg, a burial place of the Romanov dynasty.
4. The Hermitage is a must-see for all first-time visitors.
5. The lavish Winter Palace was created by Domenico Trezzini.
6. There are masterpieces of Vrubel, Vasnetsov, Serov, etc. in the Hermitage.
7. There are over 3 000 000 exhibits in the Russian Museum.
8. St. Petersburg is famous for its museums, theaters, ballet and opera, cathedrals, rivers and bridges.
9. There are 12 bridges in the city.

**17. Put the words in the correct order to make a sentence.**

*Example:* St. Petersburg / for its history / world-renowned / culture / and / is.

*St. Petersburg is world-renowned for its history and culture.*

1. Magnificent architecture / attract / palaces and parks/ museums / tourists / from all over the world / well-known.
2. The city / in 1703 / by Peter the Great / was founded.
3. Many European / created / architects / the unique style / and Russian / of the city.
4. There / Saint Petersburg / attractions / are / many / in.
5. The Hermitage / a must-see / is / visitors / for the first-time.
6. Tourists / masterpieces / Leonardo da Vinci / of the greats / Rembrandt / in the Hermitage / admire.
7. The Russian / art / the world's / holds / collection / largest / Museum / of Russian.
8. St. Petersburg / famous for / its museums, theaters, ballet and opera, cathedrals, rivers and bridges / is.

**18. Ask questions to the following sentences.**

*Examples:* St. Petersburg is world-renowned for its history and culture.

Is St. Petersburg world-renowned for its history and culture?

What is St. Petersburg world-renowned for?

There are many tourist attractions in St. Petersburg.

Are there many tourist attractions in St. Petersburg?

What attractions are there in St. Petersburg?

Tourists have much fun in St. Petersburg.

**Do** tourists have much fun in St. Petersburg?

What fun do tourists have in St. Petersburg?

1. The main tourist attractions are the Hermitage, Peter and Paul Fortress, Alexander Column, Kazan Cathedral, St. Isaac's Cathedral, etc.
2. St. Petersburg is famous for its splendid parks and palaces, architectural ensembles, well-known museums, theaters, rivers and bridges.
3. The Hermitage is a must-see for all first-time visitors.
4. There are six buildings in the museum complex.
5. The main building of the museum complex is the lavish Winter Palace.
6. There are more than 3 000 000 exhibits in the Hermitage.
7. There are many masterpieces of the greats Rembrandt, Monet, etc.
8. There are over 400 000 exhibits in Russian museum.
9. Contemporary art is also available at the Erarta Museum and the Street Art Museum.
10. Russia's northern capital has about 350 bridges.

### **19. Translate the sentences.**

1. Санкт-Петербург известен во всем мире своей историей и культурой.
2. Город был основан Петром в 1703 году как «окно в Европу».
3. Многие европейские и российские архитекторы, такие как Трезини, Росси, Растрелли, Воронихин, Монферран, Кваренги, Каме-рон и др., создали неповторимый стиль города.
4. В Петербурге много достопримечательностей.
5. Основными достопримечательностями города являются Петропавловская крепость и Петропавловский собор, Эрмитаж, Рус-ский музей, Исаковский и Казанский собор, Спас на Крови.
6. Эрмитаж — обязательный элемент туристического маршрута.
7. Музейный комплекс Эрмитажа состоит из 6 зданий, включая Зимний дворец.
8. В Эрмитаже вы можете увидеть творения великих мастеров: Леонардо да Винчи, Рембрандта, Моне, Винсента Ван Гога.
9. В Русском музее хранится крупнейшая в мире коллекция русского искусства.
10. Здесь представлено более 400 000 экспонатов, охватывающих русское искусство X–XXI веков.
11. Санкт-Петербург является сокровищницей мировой культуры.

12. Санкт-Петербург известен своими музеями, театрами, балетными и оперными постановками.

13. Санкт-Петербург знаменит своими реками, каналами и мостами.

14. В Северной столице насчитывается около 350 мостов, 12 из которых разводные.

15. В Санкт-Петербурге регулярно проводятся различные научные и спортивные мероприятия, выставки и форумы.

### Role Play

**Situation:** Foreign law enforcement officials arrive in Saint Petersburg. A welcoming officer is meeting the delegation at the airport. On the way to the hotel, the officer acquaints visitors with the city.

*Student A:* a welcoming officer

*Students (the rest of the group):* foreign officials

### Useful language

<i>Welcoming Officer</i>	<i>Foreign Officials</i>
Welcome to St. Petersburg.	Nice to meet you.
Pleased to meet you.	I've heard something about the Hermitage, could you tell us about it?
Let me tell you about ...	It's incredible!
As you know ...	It's amazing!
First of all, I'd like to start with ...	Is it far from my hotel?
I want to draw your attention to ...	Is it open now?
Do you know that ...	Is this (that) a bascule bridge?
To tell the truth my favourite place in the city is ...	What's its name?
I'd recommend you to visit ...	Is it Nevsky Prospect?
Have a good day!	Thank you.
Have a nice time.	You too
Nice meeting you	

*Example:* Welcome to St. Petersburg, the city of rivers and canals, well-known theaters and museums. Let me tell you some words about this fascinating city. As you know it was founded by Peter the Great...

## Vocabulary List

admire <i>v</i>	восхищаться
attraction <i>n</i>	достопримечательность
available <i>a</i>	доступный; имеющийся в распоряжении
bridge <i>n</i> bascule bridge	мост разводной мост
cathedral <i>n</i>	собор, кафедральный собор
church <i>n</i> Church of the Savior on Spilled Blood ['seɪviə]	церковь Спас на Крови
consist (of) <i>v</i>	состоять (из)
contemporary <i>a</i>	современный
cover <i>v</i>	охватывать
create <i>v</i> create a route	создавать, творить прокладывать маршрут
enjoy <i>v</i>	получать удовольствие; наслаждаться
exhibit <i>n</i>	экспонат (на выставке)
exhibition <i>n</i>	выставка
fascinating <i>a</i>	обворожительный, очаровательный, пленительный
famous (for) <i>a</i>	знаменитый, известный
foreign <i>a</i>	иностранный
found <i>v</i>	основать
great <i>n</i>	гений
hold <i>v</i>	вмещать, содержать; проводить
include <i>v</i>	включать
lavish <i>a</i>	роскошный
magnificent <i>a</i>	великолепный, величественный
masterpiece <i>n</i>	шедевр
must-see <i>n</i>	то, что необходимо увидеть
nickname <i>n</i>	второе имя, прозвище, псевдоним
palace <i>n</i>	дворец
regard <i>v</i> regard smth as	рассматривать, считать рассматривать что-л. как
renowned <i>a</i>	знаменитый, известный
spend <i>v</i>	тратить

splendid <i>a</i>	роскошный, великолепный, величественный
suitable <i>a</i>	подходящий
treasure <i>n</i>	сокровище, сокровищница

## SELF CHECK 1

### Give English equivalents to the following sentences.

1. Город был основан Петром в 1703 году как «окно в Европу».

1) The city of Saint Paul was founded by Peter the Great in 1703 as the “window to Europe”.

2) The city of Saint Peter was founded by Peter the Great in 1703 as the “window to Europe”.

3) The city of Saint Peter founded by Peter the Great in 1703 as the “window to Europe”.

2. В Петербурге много известных достопримечательностей: Эрмитаж, Русский музей, Петропавловская крепость, Исаакиевский собор и др.

1) In St. Petersburg many renowned attractions such as the Hermitage, the Russian Museum, Peter and Paul Fortress, St. Isaac’s Cathedral, etc.

2) There are many attractions in St. Petersburg such as the Hermitage, the Russian Museum, Peter and Paul Fortress, St. Isaac’s Cathedral, etc.

3) There are many renowned attractions in St. Petersburg such as the Hermitage, the Russian Museum, Peter and Paul Fortress, St. Isaac’s Cathedral, etc.

3. Санкт-Петербург известен своими музеями, театрами, балетными и оперными постановками, красивыми разводными мостами.

1) St. Petersburg is famous of its museums, theaters, cathedrals, ballet and opera performances, as well as beautiful bascule bridges.

2) St. Petersburg is famous to its museums, theaters, cathedrals, ballet and opera performances, as well as beautiful bascule bridges.

3) St. Petersburg is famous for its museums, theaters, cathedrals, ballet and opera performances, as well as beautiful bascule bridges.

## TEST 1

### Variant 1

**1. Look at the table and provide the missing parts of speech. Search the text “Welcome to Saint Petersburg” or / and use a dictionary. Make sure you know the meaning of the words.**

*Example:*

Noun	Verb	Adjective
founder		
founder	<i>found</i>	<i>founded</i>

Noun	Verb	Adjective
	vary	
	fantasize	
		tourist
	beautify	

**2. Find in the text phrases with the words from the table of Task 1. Give their Russian equivalents.**

*Example:*

founded by Peter the Great — основанный Петром Первым

**3. What attractions were created by Auguste de Montferrand, Andrey Voronikhin and Carlo Rossi? Find this information in Unit 1 or on the Internet.**

*Example:* Peterhof Palace was created by Francesco Bartolomeo Rastrelli.

**4. Put the verb *to be* into the correct tense form.**

1. The large defensive fortress on Zayachy Island ... the heart of the city from which St. Petersburg began its history.

2. The Winter Palace ... an imperial palace, at present it ... a part of the Hermitage Museum Complex.

3. There ... marble statues and rare flowers and plants, as well as fountains in the Summer Garden.

4. The Cabin of Peter the Great ... a small wooden house which ... the first St Petersburg “palace” of Tsar Peter the Great.

5. There ... a small boat made by Peter himself in the Cabin of Peter the Great.

**5. Some sentences are wrong. Make them correct using the negative form of the verb to be and giving the correct version.**

*Example: St. Petersburg is the capital of Russia.*

*St. Petersburg is not (isn't) the capital of Russia. Moscow is the capital of Russia. St. Petersburg is the cultural capital of Russia.*

1. The official symbols of St Petersburg are the Bronze Horseman, the angel weather-vane on the spire of the Peter and Paul Cathedral and the golden ship on the top of the Admiralty.

2. The Bronze Horseman is the museum to the founder of St. Petersburg.

3. Summer garden is as old as the “City on the Neva” itself.

4. The Cabin of Peter the Great was the first residential building in St. Petersburg.

5. There are paintings of Bryullov, Fedotov, Repin, Surikov, Serov and other outstanding masters in the Hermitage.

6. Main Rossi’s architectural ensembles are the Winter and Peterhof Palaces.

**6. Ask 2–3 questions to the sentences from Task 5.**

**7. Put the words in the correct order to make a sentence.**

1. The Alexander / in Saint Petersburg / is / of Palace / Column / Square / the focal point.

2. The elegant / is / a striking / of the Baroque / palace / monument / Winter /style.

3. St. Isaac's / an outstanding / Cathedral / is / monument / classicism / of late.

4. Another / the City / of St. Petersburg / is / of White / nickname / Nights.

5. There / Mikhail / the statue of / Kazan / Kutuzov / in front of / Cathedral / is.

**8. Put the verb *to have* into the correct tense form.**

1. Many foreign consulates, international corporations, banks and businesses ... offices in Saint Petersburg.

2. St. Petersburg ... strongly European-inspired architecture and culture.

3. Originally the railing of the Summer Garden ... three gates located opposite the main alleys of the garden.

4. All parks and gardens in St Petersburg ... their charm and special history.

5. The house of Peter the Great, which is just 5.5 meters wide and 12 meters long, ... only three rooms — a living room, a bedroom, and a study.

**9. Choose any two sentences from Task 8. Ask 1 general question and 2–3 special questions to these sentences.**

**10. Use the correct degree of the adjectives.**

1. The Summer Garden is (*old*) garden in St. Petersburg.

2. The Summer Garden Park is one of (*romantic*) and (*charming*) places in St Petersburg.

3. (*Famous*) monument to Tsar Peter the Great in St. Petersburg is “The Bronze Horseman”.

4. Walking around St. Petersburg is one of (*good*) ways to understand the city it.

5. Physically exploring a space gives you a (*good*) sense of why the space is still so (*important*) today.

**11. Choose the correct form of Present Simple.**

1. The Victory Square ensemble devoted to the siege of Leningrad *comprises / comprise* the monument to the heroic defenders of Leningrad and the Hall of Memories.

2. The word *Kunstkamera* *come / comes* from the German words *Kunst* meaning “art” and *Kamera* meaning “a chamber” or “a room”.

3. The name Nevsky Prospect *originates / originate* the Alexander Nevsky Monastery, which was founded by Peter the Great in 1710.

4. Beautiful marble statues and the elegant iron railing *decorate / decorates* the Summer Garden.

5. Three main roads — Nevsky Prospekt, Voznesensky Prospekt, and Gorokhovaya Street — *diverges / diverge* from the Admiralty.

Variant 2

**1. Look at the table and provide the missing parts of speech. Search the text “Welcome to Saint Petersburg” or / and use a dictionary. Make sure you know the meaning of the words.**

*Example:*

Noun	Verb	adjective
founder		
founder	<i>found</i>	<i>founded</i>

Noun	Verb	Adjective
	admire	
magnificence		
		exhibited
sport		
knowledge		

**2. Find in the text phrases with the words from the table of Task 1. Give their Russian equivalents.**

*Example:*

founded by Peter the Great — основанный Петром Первым

**3. What attractions were created by Domenico Trezzini, Giacomo Quarenghi and Charles Cameron? Find this information in Unit 1 or on the Internet.**

*Example:* Peterhof Palace was created by Francesco Bartolomeo Rastrelli.

**4. Put the verb *to be* into the correct tense form.**

1. The Bronze Horseman ... an impressive monument to the founder of St. Petersburg, Peter the Great.

2. It ... the initiative of Empress Ekaterina II to create the monument to Peter I.

3. Nevsky Prospect ... the centre of cultural and social life of St. Petersburg.

4. At the base of each Rostral Columns there ... two allegorical figures of the Russian trade waterways: the Neva, the Volkhov, the Volga and the Dnieper.

5. The Neva ... the main waterway of Petersburg and the city ... situated along its banks.

6. The first concrete bridge across Neva, the Volodarsky Bridge, ... built in 1936.

**5. Some sentences are wrong. Make them correct using the negative form of the verb *to be* and giving the correct version.**

*Example:* St. Petersburg is the capital of Russia.

*St. Petersburg is not (isn't) the capital of Russia. Moscow is the capital of Russia. St. Petersburg is the cultural capital of Russia.*

1. The Bronze Horseman in St. Petersburg is the most famous monument to Peter I and one of the symbols of St. Petersburg.

2. There is an inscription on the pedestal: "To Catherine II from Peter I".

3. Senate Square is the main square of St. Petersburg.

4. The Mariinsky Theater is world-renowned for its drama performances.

5. St. Isaac's Cathedral was originally the city's main church and the largest cathedral in Russia.

6. Domenico Trezzini's best-known works are the Kazan Cathedral and the Alexander Column in St. Petersburg.

**6. Ask 2–3 questions to the sentences from Task 5.**

**7. Put the words in the correct order to make a sentence.**

1. St Petersburg / two / Russia / was / the capital of / centuries / for more than.

2. The magnificent / masterpiece / of the Summer / railing / is / Garden / an architectural.

3. There / coloured / across the Moika / and Yellow / bridges / river: / the Blue, Red, Green / are / Bridges / four.

4. The sphinxes / of ancient / the most popular / mythology / are / in St. Petersburg / characters.

5. The Church of Resurrection (Savior on Spilled Blood) / of March 1, 1881 / the tragic / monument to / also a historical / is / events.

**8. Put the verb *to have* into the correct tense form.**

1. The Bronze Horseman is a unique monument, which ... only three points of support.

2. Petergof ... great tourist and scientific significance.

3. The Hermitage collection ... about 3 million exhibits located in 350 rooms of five buildings.

4. Catherine the Great ... parties with games and performances in The Pavilion Room of the Small Hermitage, which were known as “small hermitages”.

5. The bell tower of the Peter and Paul Cathedral with its gilded spire ... the height of 122.5 meters.

**9. Choose any two sentences from Task 8. Ask 1 general question and 2–3 special questions to these sentences.**

**10. Use the correct degree of the adjectives.**

1. Kazan Cathedral is one of (*big*) cathedrals in Saint Petersburg.

2. The sphinxes of St Petersburg are (*popular*) characters of ancient mythology in St Petersburg.

3. In the middle of Arts Square there is a monument to Alexander Pushkin, (*famous*) and (*beloved*) Russian poet.

4. Walking along Nevsky prospect is (*good*) way to feel the true spirit of St. Petersburg and look into its history and culture.

5. Physical exploring a space gives you a (*good*) sense of why the space is still so (*important*) today.

**11. Choose the correct form of Present Simple.**

1. The impressive Peter and Paul Cathedral, the burial place of all the Russian Emperors and Empresses from Peter the Great to Alexander II, *stand / stands* in the middle of the Peter and Paul fortress.

2. The Admiralty we *see / sees* today, was finished in 1823, a magnificent example of Russian Classicism dominated by a central tower visible for miles around.

3. The wooden cabin in St. Petersburg *cover / covers* only 60 square metres and *contain / contains* three rooms — a living room, a bedroom, and a study.

4. Bridges *represent / represents* the architecture, engineering, history and the soul of the city.

5. Vosstaniya Square *take / takes* its name from the fact that it was the center of the February 1917 uprising against the tsarist government; earlier the place was called Znamenskaya Square.

## COMMUNICATION

### Asking for and Giving Directions in a City

*“Police can help you get around in large cities.”*

*Fan guide information in case of emergency /welcome2018.com/*

## LISTENING AND SPEAKING

### Listening 1

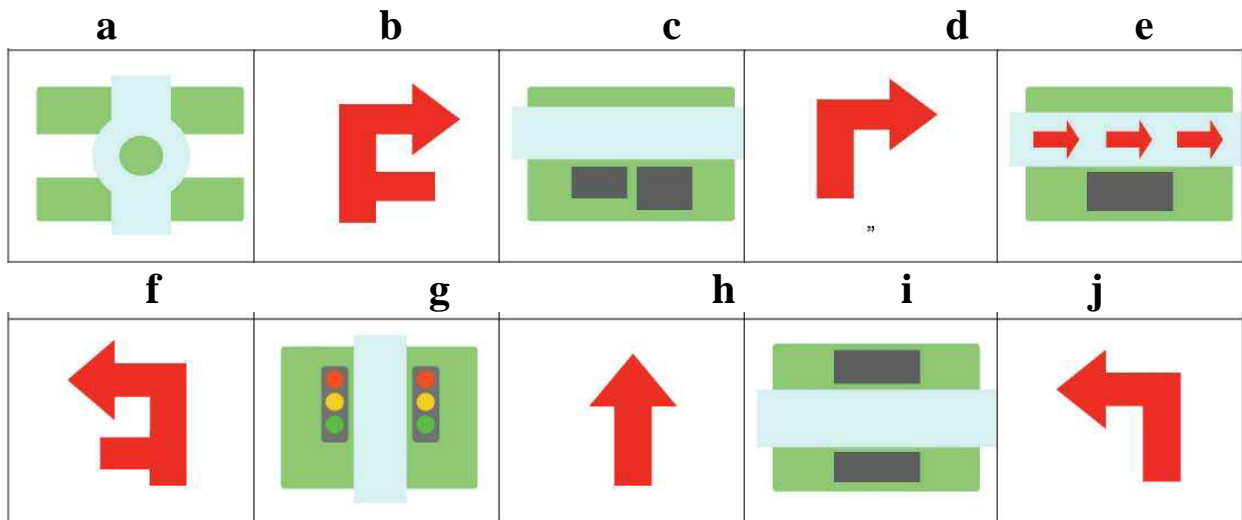
### Giving directions

Source: <https://learnenglishteens.britishcouncil.org/node/2424>.

### Before listening

#### 1. Match the pictures with the signs.

- |                         |                          |
|-------------------------|--------------------------|
| 1. turn left            | 6. turn right            |
| 2. roundabout           | 7. opposite              |
| 3. next to              | 8. take the second right |
| 4. go past              | 9. traffic lights        |
| 5. take the second left | 10. go straight on       |



### While listening

#### 2. Look at the map below. Listen to the directions and write the place the speaker gives directions to.

1. The speaker gives directions to the \_\_\_\_\_
2. The speaker gives directions to the \_\_\_\_\_

3. The speaker gives directions to the \_\_\_\_\_
4. The speaker gives directions to the \_\_\_\_\_



*After listening*

3. Write down the routes into your copybooks and read them.
4. Complete the gaps with the words below. Underline phrases you think are useful when you are giving directions.

*at      take      past      on      straight      go      second*

1. Go ... on.
2. ... past the traffic lights.
3. It's the building next to the library ... the left.
4. ... the roundabout turn left.
5. Then ... the first left on to Green Street.
6. Go ... the traffic lights and take the ... right on to King's Road.

**5. Give English equivalents to the following Russian sentences.**

1. Идите прямо.
2. На первом перекрестке поверните налево.
3. Поверните налево на Green Street.
4. Почта находится слева, сразу же за библиотекой.
5. Пройдите светофор.
6. Пройдите мимо магазина.
7. Идите прямо, пока не дойдете до кругового движения.
8. На круговом движении поверните налево.
9. Кинотеатр расположен напротив поликлиники.
10. На втором перекрестке поверните направо на King's Road.

**6. Work in pairs. Choose any place at the map above. Give directions to a partner. The partner follows the directions and finds out where the speaker is going. Change the roles.**

*Listening 2*

**Directions**

Source: <https://drive.google.com/file/d/1ei3xVPfFluwvj5KBACpZ5Bew-LuBGKbT/view?usp=sharing>.

*Before listening*

**7. Look at the map below. Match the places in the box with the objects on the map.**

a) park	b) church	c) supermarket	d) newsagent's
e) sports center	f) chemist's	g) railway station	h) car park

**8. Look at the map below. Make up sentences using the appropriate expression of location in the box.**

park      theater      park hotel      pub      stadium      café

- round the corner	- behind the _____
- on Queen Street	- opposite the _____
- next to / beside	- on the corner of _____ Street and _____ Road

*Example: The theater is round the corner.*

*While listening*

9. Listen to the directions. Start from “You are here”. Follow the directions. Where are you?

1. \_\_\_\_\_
2. \_\_\_\_\_
3. \_\_\_\_\_
4. \_\_\_\_\_
5. \_\_\_\_\_

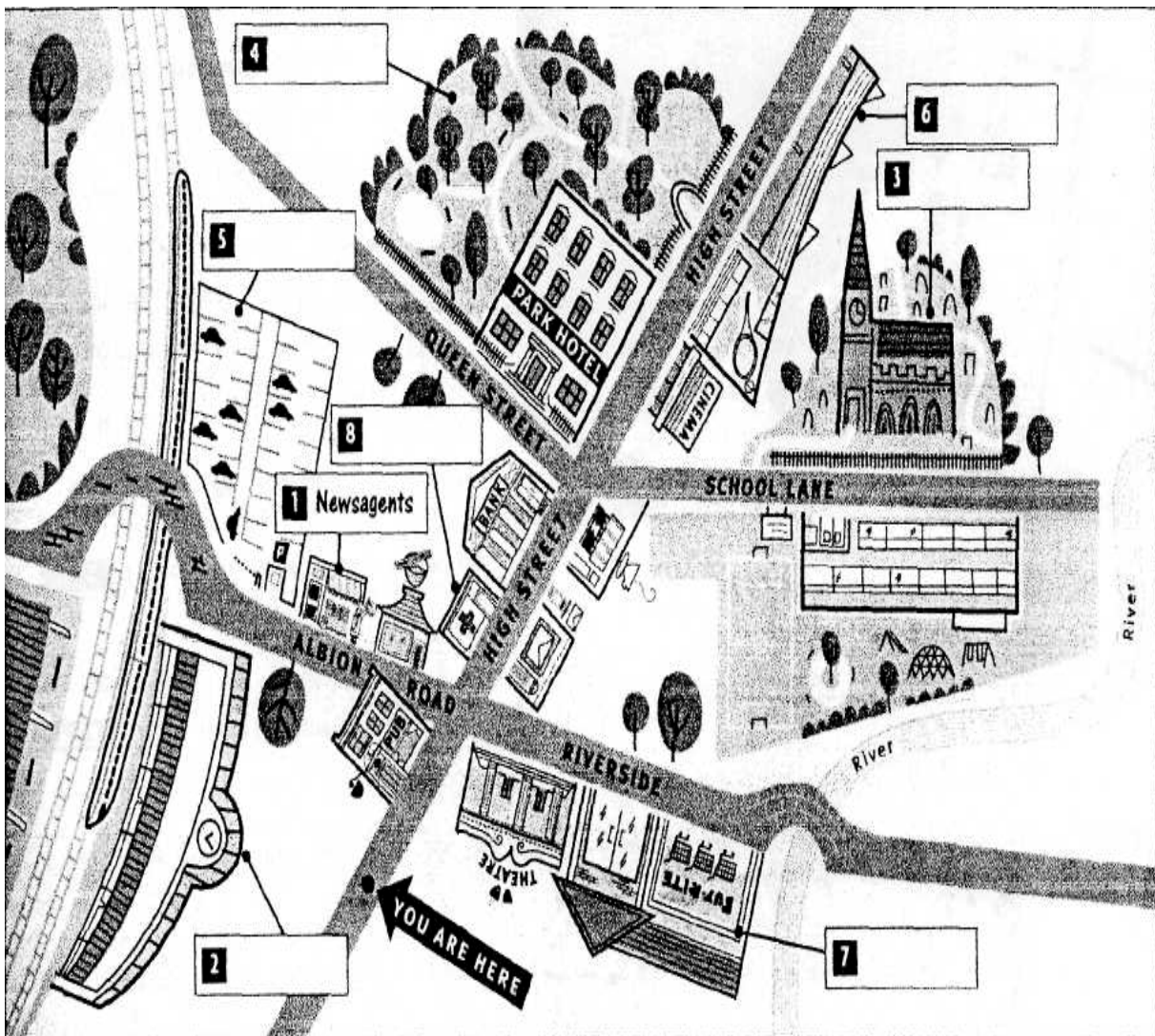
*After listening*

10. Look at the map below and complete the dialogues.

*Example:*

“Excuse me. Is there a newsagent’s near here?”

“Yes. Go down High Street. Turn left into Albion Road. It’s on the right, next to the Chinese restaurant.”



1

“Excuse me. Is there a bank ... here?”  
“Yes, go straight ... . It’s on the left ... .”  
“Thanks a lot.”

2

“Excuse me. How do I get to the railway station?”  
“Go down ... . It’s near ... .”  
“That’s very kind. Thank you.”

3

“Excuse me, how ... to the sports centre?”  
“Go ... .”  
“Thank you very much.”

4

“Excuse me. ... a supermarket near here?”  
“... .”  
“Thanks. Bye.”

**11. Match the columns to make sentences.**

1	Go along Nevsky Prospect	a	turn right
2	Go down Nevsky Prospect	b	into Fontanka River Embankment
3	At the traffic lights	c	for about 200 meters
4	You will go	d	opposite the bank
5	At the crossroads, turn left	e	for 3 blocks
6	The hotel is	f	over the bridge
7	It’s on the corner,	g	the right
8	Go past	h	at end of the road
9	Keep to	i	from here?
10	It’s the second building	j	in front of you
11	You’ll see the monument	k	the Cathedral
12	Continue in the same direction	l	on your right
13	Is it far	m	until you get to the bridge

**12. Work in pairs. Act a dialogue similar to any one from Task 10.**

**Role Play      Asking for and Giving Directions in a City**

**Situation:** You are trying to find some places in a city, e.g. the department store / museum / metro station / hotel / bus to the theater / station / airport. Ask a police officer to help you. Use the map of Saint Petersburg.

**Student A.** *You are a spectator looking for some places of interest / facilities in a city. Ask Student B to help you.*

**Student B.** *You are a police officer. Answer Student A's questions. Give directions.*

### Useful language

Excuse me, officer. I'm looking for ... How do / can I get there? What is the way to ...  Can / Could you help me? I want to go to ... Can / Could you tell me the way to ...  Is it far? It's very kind of you	Go up / down... for... blocks. Go straight / along ... Walk that way until you get to ... Turn right / left into / onto ... Don't turn there. At the traffic lights / intersection / corner turn right / left. It's on your right / left. Keep to the right / left. It's the second building on the / your right / left. ...about five minutes' walk. ... not far. Get / take the number bus / tram / trolleybus ... You won't miss it. You are welcome
---	---

### Vocabulary List


behind <i>prep</i>	за, сзади, позади
beside <i>prep</i>	рядом с; близ, около
block <i>n</i> in / on a block	квартал (города) в квартале
cafe ['kæfeɪ] <i>n</i>	кафе, кофейня
chemist's ['keməsts] <i>n</i>	аптека
corner <i>n</i> round the corner	угол за углом
get (to smth) <i>v</i>	добираться (куда-л.)
go <i>v</i> go along / down / straight ahead / straight on / up go over	идти идти прямо, вперед, вдоль идти через (мост)

go past go through [ <i>θru:</i> ]	идти мимо идти через (парк)
intersection <i>n</i>	перекрёсток
keep (to) <i>v</i> keep to the left/ right	придерживаться держитесь левой / правой стороны
lose (lost, lost) <i>v</i>	терять, заблудиться; опоздать (поезд)
next to <i>prep</i>	рядом с; близ, около
newsagent's <i>n</i>	газетный киоск
opposite <i>adv</i>	напротив
pedestrian <i>adj / n</i> pedestrian crossing (walkway)	пешеходный / пешеход пешеходный переход
roundabout <i>n</i>	участок дороги с круговым движением
signpost <i>n / v</i>	указатель / обозначать (указателем)
stop <i>n</i>	остановка общественного транспорта
take <i>v</i>  take (a bus) take time take a left / right take (the second) left / right take the second turn left / right	использовать (какие-л.) средства передвижения; идти сесть (в автобус), ездить (автобусом) занимать, требовать (времени) повернуть налево / направо (на втором повороте) повернуть налево / направо (на втором повороте) повернуть налево / направо
traffic lights <i>n, pl</i>	светофор
underground <i>n</i> underground station	метро станция метро

## SELF CHECK 2

Listen to the directions and choose the correct answer the speaker gives directions to.

Source: <https://drive.google.com/file/d/1hNIRq8f1mNZky0VyVtQ-kSIAtirW0sEo/view?usp=sharing>.

 <p data-bbox="327 974 518 1019">You are here</p>	<p data-bbox="1181 492 1260 638">1. L 2. F 3. E</p>
---	---

## Unit 2 POLICE



### Lead-in:

Discuss in the group:

- What problems do the police face in modern society and what character traits should they have?
- What police functions are the most important?
- What ideal features do you mark in a police officer?

### READING

#### 1. Read the text.

#### Police Functions

The police are the central law enforcement body. Law enforcement officers provide security for the society 24 hours a day and seven days a week. The police are to deal with many problems, and all of them are of great importance. It is effective law enforcement, educational and preventive work.

The principal objectives of police are to protect and serve people. Police officers are assisted by the public they serve. Citizens respect and trust their policemen, whose job is to protect them against criminals and wrongful (illegal) actions.

The main aims of police are to enforce the law, preserve peace, and maintain law and order. The police play the most important part in protection of persons and property, prevention, detection and solution of crimes.

The basic responsibility of police officers is to protect life, health, rights and freedoms of citizens, to resolve conflicts between individuals.

Day to day duties usually are to patrol the streets, to give first aid to a victim, to assist citizens in accidents, to call an ambulance, to report suspicious activity; to provide crime prevention advice, to visit victims of

crime; to search for wanted and missing persons, to find stolen property, to direct traffic.

It is their job to fight crime: to locate, catch and apprehend criminals, to detect and investigate domestic incidents and crimes. They often arrive at a crime scene, find, collect and protect evidence, interview witnesses, identify and interrogate criminals.

If someone breaks the law, the police have the power to arrest the suspect, to make a record, to bring him to justice and to punish him.

The police officer is to present a positive image and should be quick-witted, intelligent, tactful, courageous, observant, strong, and incorruptible.

## 2. Say whether these statements are true or false.

1. If someone breaks the law, the police quickly arrive at a crime scene.
2. The basic responsibility of the police is to protect life, health, rights and freedoms of citizens.
3. The ideal police officer is to present a positive image.
4. A police officer should be uneducated and tactless.
5. The police are the central law enforcement agency.
6. Law enforcers provide security for the society only when on duty.
7. Crime prevention is the most important part of police work.
8. The police should not maintain law and order.

## 3. Read the following words and word combinations to enlarge your vocabulary.

advice <i>n</i>	совет, рекомендация
apprehend <i>v</i>	арестовать, задержать
assist <i>v</i>	помогать
community <i>n</i>	местное сообщество, население
courageous <i>a</i>	храбрый, находчивый, сообразительный
crime <i>n</i> crime prevention crime solution	преступление предотвращение преступления раскрытие преступления
deal <i>n</i> deal (with) <i>v</i>	дело, сделка иметь дело с ...
deter <i>v</i>	сдерживать
evidence <i>n</i>	улика, доказательство

guilty <i>a</i>	виновный
incident <i>n</i> domestic incident	инцидент, происшествие бытовой конфликт
incorruptible <i>a</i>	неподкупный
innocent <i>a</i>	невиновный
justice <i>n</i> bring to justice	правосудие, справедливость привлечь к правосудию
law <i>n</i> law enforcement law enforcement body	право, закон правоприменение правоохранительный орган
maintain <i>v</i> maintain law and order	поддерживать поддерживать закон и порядок (правопорядок)
missing <i>a</i> missing person	пропавший, отсутствующий пропавший без вести
observant <i>a</i>	наблюдательный
offence <i>n</i>	преступление, правонарушение
prevent <i>v</i>	предотвращать, предупреждать
prevention <i>n</i>	предотвращение, предупреждение
property <i>n</i>	собственность
protect <i>v</i>	защищать
protection <i>n</i>	защита
provide <i>v</i>	обеспечивать
punish <i>v</i>	наказывать, карать
punishment <i>n</i>	наказание
quick-witted <i>a</i>	находчивый, смыслёный, сообразительный
resolve <i>v</i>	разрешать, раскрывать
search <i>v</i> search a crime scene	осматривать, обыскивать осматривать место происшествия
serve <i>v</i>	служить
solve <i>v</i>	решать, раскрывать
solution <i>n</i> crime solution	решение, урегулирование раскрытие преступления
suspect <i>n</i>	подозреваемый
suspicious <i>a</i>	подозрительный
trust <i>v</i>	доверять
victim <i>n</i>	жертва, потерпевший

violate <i>v</i>	нарушать
wanted <i>adj</i> ,	разыскиваемый, нужный
witness <i>n</i> interview a witness	свидетель опрашивать свидетеля
wrongful <i>adj</i> wrongful (illegal) actions	противоправный, незаконный противоправные (незаконные) действия

#### 4. Translate words of the same root.

identify — identification — identity — identical  
 legal — illegal — legality — legalize  
 police — policeman — policing — policy  
 protect — protection — protector  
 save — safe — safety  
 secure — security  
 force — enforce — enforcement — enforcer  
 punish — punishment — punished  
 patrol — patrolling — patrolman  
 supervise — supervisor — supervision  
 law — lawyer — lawful — lawless  
 prevent — prevention — preventive  
 care — careful — carefully — careless — carelessly

#### 5. Match the English and Russian equivalents.

<b>1</b>	crime prevention advice	<b>a</b>	наказать преступника
<b>2</b>	to protect evidence	<b>b</b>	бороться с преступностью
<b>3</b>	to punish the criminal	<b>c</b>	рекомендации по предотвращению преступления
<b>4</b>	to break the law	<b>d</b>	раскрытие преступления
<b>5</b>	to fight crime	<b>e</b>	обеспечить сохранность улик
<b>6</b>	solution of crime	<b>f</b>	нарушать закон
<b>7</b>	search for missing persons	<b>g</b>	работа по предотвращению преступлений
<b>8</b>	law enforcement bodies	<b>h</b>	допрашивать преступника
<b>9</b>	to interrogate criminals	<b>i</b>	разыскивать пропавших без вести
<b>10</b>	preventive work	<b>j</b>	правоохранительные органы

## 6. Match the Russian and English equivalents.

1	служить людям	a	main responsibility
2	осматривать место преступления	b	identify a criminal
3	обеспечить безопасность	c	catch a criminal
4	задержать преступника	d	search a crime scene
5	главная обязанность	e	deal with problems
6	установить личность преступника	f	serve people
7	составить протокол	g	find stolen property
8	поймать преступника	h	apprehend a criminal
9	сталкиваться с проблемами	i	make a record
10	находить похищенное имущество	j	provide security

## 7. Choose the correct word.

1. Law enforcement officer *provides* / *does not support* security for the society.

2. The main aim of police is to *break* / *enforce* the law.

3. The main police job is to *commit* / *fight* crime.

4. Police officers should *lose* / *protect* evidence at the crime scene.

5. The ideal police officer is to present *strong* / *tactless* image.

6. Police officers search crime scene *carefully* / *carelessly*.

7. When the police arrive at the crime scene, they *give first aid to victim* / *leave this crime scene*.

**8. Fill in the gaps. Use:** *station; ideal; breaks the law; day to day; to deal with; enforcement; police.*

1. The principal objectives of ... are to protect and serve the people.

2. The police are the central law ... body.

3. The police are ... many problems.

4. ... duties are to patrol streets.

5. If someone ... , the police have the power to arrest the suspect.

6. The ... police officer is to present a positive image.

7. The police ...play the most important part in protection of people and property.

## 9. Translate the sentences from Russian into English.

1. Основная задача полиции — предотвращение преступлений.

2. Граждане уважают и доверяют полиции.
3. Главная цель сотрудника полиции — определить место нахождения подозреваемого и задержать его.
4. Во время происшествия патрульный офицер оказывает первую помощь пострадавшему.
5. Сбор улик, опрос свидетелей на месте происшествия, установление личности подозреваемого — каждодневная работа полицейского.
6. Основные положительные черты сотрудника полиции: умный, смелый, наблюдательный, сообразительный, сильный и неподкупный.

## **10. Answer the questions**

1. What are the police?
2. Who provides security for the society?
3. What problems do the police deal with?
4. Who are police officers assisted by?
5. Do citizens respect and trust their police officer?
6. What are the main aims of police?
7. What is the main responsibility of police officer?
8. What are day-to-day duties?
9. How do the police fight crime?
10. What do they do at the crime scene?
11. What should the ideal police officer be like?

## **11. Speak on the functions of the police.**

## VOCABULARY AND GRAMMAR: PREPARATION FOR TEST 2

### Времена группы Simple (Indefinite)

Времена группы **Simple** обозначают действия, которые происходят, происходили или будут происходить в настоящем, прошедшем или будущем (без указания на длительность или завершенность действия). В данную группу входят следующие времена:

- Present Simple — Настоящее простое (время);
- Past Simple — Прошедшее простое (время);
- Future Simple — Будущее простое (время).

### Образование и употребления времен группы Simple

Таблица образования утвердительной, вопросительной и отрицательной форм глаголов во временах группы Simple (на примере с подлежащим *they*).

Время	Утвердительная форма	Отрицательная форма	Вопросительная форма (общий вопрос <sup>1</sup> )
Present Simple	They work	They do not work	Do they work?
Past Simple	They worked	They did not work	Did they work?
Future Simple	They will work	They will not work	Will they work?

### Present Simple (Indefinite)

#### Настоящее простое (неопределенное) время

**Present Simple** образуется путем отбрасывания от инфинитива (неопределенной формы глагола) частицы *to* (*to work* — *work*). Полученная форма (*work*) называется первой формой глагола и используется со всеми лицами *Present Simple* (*I, you, we, they*), кроме 3-го лица, единственного числа (*he, she, it*), где глагол в утвердительной форме приобретает окончание *s* (*to work* — *works*). Для образования вопросительной и отрицательной формы используется вспомогательный глагол **do** (для всех лиц, кроме 3 лица, единственного числа (*he, she, it*), где он используется в форме **does**). В вопросительной форме вспомогательный глагол **do (does)** ставится на первое место перед подлежащим, в отрицательной — после подлежащего, перед отрицательной частицей **not**. Вспомогательный глагол показывает время действия (*Present Simple*), выраженного смысловым глаголом; смысловой глагол

---

<sup>1</sup> Примеры образования специальных вопросов даны ниже с соответствующим заданием.

обозначает само действие. *Смысловый глагол в вопросительной и отрицательной форме никогда не имеет окончания s* (кроме вопроса к подлежащему).

### Правила употребления Present Simple

1. Для выражения регулярно повторяющегося действия в настоящем или свойственного лицу, выполняющему это действие.

Часто употребляется со словами: *often* — часто; *always* — всегда, *usually* — обычно; *from time to time* — время от времени; *sometimes* — иногда. Эти наречия обычно ставятся перед смысловым глаголом. Для отрицания действия может использоваться *never* (после которого следует смысловый глагол в утвердительной форме).

*I usually walk to work.* — Я обычно хожу на работу пешком.

*My brother never walks to work.* — Мой брат никогда не ходит пешком на работу.

2. Для выражения научного факта или истины.

*The earth goes round the sun.* — Земля вращается вокруг Солнца.

3. Для выражения действия в настоящем (или будущем) в расписаниях, программах и т.п.

*Our classes start at 9.00.* — Наши занятия начинаются в 9.00.

*When does the train arrive?* — Когда приходит поезд?

### Past Simple (Indefinite)

#### Прошедшее простое (неопределенное) время

**Past Simple** образуется путем прибавления окончания **-ed** к первой форме смыслового глагола. Большинство глаголов образуют прошедшее простое время по этому правилу и называются *правильными*. Существуют глаголы, которые образуют прошедшее время не по правилам (неправильные глаголы). Существует таблица неправильных глаголов, в которой представлены 3 формы неправильных глаголов, из которых *вторая форма* является глаголом в **Past Indefinite**. Для образования вопросительной и отрицательной формы используется вспомогательный глагол **did** (для всех лиц). В вопросительной форме вспомогательный глагол **did** ставится на первое место перед подлежащим, в отрицательной — после подлежащего, перед отрицательной частицей **not**. Вспомогательный глагол показывает время действия (Past Simple), выраженного смысловым глаголом; смысловый глагол обозначает само действие. *Смысловый глагол в вопросительной и отрицательной форме всегда используется в первой форме* (так как действие в прошлом смыслового глагола в данном случае определяется глаголом **did**).

## Правила употребления Past Simple

1. Для выражения действия в прошлом без акцента на длительность или завершенность.

Часто употребляется с показателями прошлого времени: *last (week, month, year)* — на прошлой неделе, в прошлом месяце, году; *...ago (...тому назад)*, *yesterday* (вчера), *the day before yesterday* (позавчера) и др. Показатели времени обычно ставятся в конце или начале предложения.

We **went** to the cinema *yesterday*.

Вчера мы **ходили** в кино.

2. Для выражения длительного действия в прошлом, выраженным глаголом в Past Continuous, которое прерывается другим кратким действием, выраженным глаголом в Past Simple.

When a burglar was *breaking into* the house, he **set off** the alarm.

Когда грабитель *вторглся* в дом, **сработала** сигнализация.

## Future Simple (Indefinite)

### Будущее простое (неопределенное) время

**Future Simple** образуется при помощи вспомогательного глагола *to be* в будущем времени **will** (*в письменной форме может использоваться форма shall для 1-го лица единственного и множественного числа*) и **I формы смыслового глагола**. Вспомогательный глагол *will* выражает будущее время действия; выраженного смысловым глаголом; смысловой глагол обозначает само действие. В отрицательной форме после *will* ставится отрицательная частица **not**, в вопросительной форме *will* ставится в предложении на первое место.

## Правила употребления Future Simple

1. Для выражения длительного действия в будущем без акцента на длительность или завершенность.

Часто употребляется со словами: *(the) next day (week, month, year)* — на следующий день, на следующий неделе, в следующем (месяце, году); *tomorrow* — завтра, *the day after tomorrow* — послезавтра; *in (a week, month, year)* — через (неделю, месяц, год).

*In two years*, we **will graduate** from the university.

Через два года мы *окончим* университет.

2. В придаточных предложениях условия и времени для обозначения действия в будущем используется глагол в **Present Simple**, в главном предложении — **Future Simple**.

*When I come home, I will phone you.*

*Когда я вернусь домой, я тебе (Вам) позвоню.*

*If you go to London, bring some pictures for me.*

*Если поедешь в Лондон, привези мне несколько фотографий*

3. Для обозначения действия в будущем после: I (don't) think — (не) думаю; I expect — ожидаю, полагаю; I'm sure — я уверен;

I wonder — мне интересно; probably (скорее всего, по всей вероятности)

*I (don't) think, (I'm sure) the exam will be very difficult.*

*Я (не) думаю, (я уверен), что экзамен будет очень трудным.*

*I'm sure he will pass the exam.*

*Скорее всего, он провалится на экзамене.*

**Пассивная форма** (страдательный залог) времен группы **Simple** образуется при помощи вспомогательного глагола **to be** в нужном времени (настоящего, прошедшего или будущего) и причастия прошедшего времени (для правильных глаголов к первой форме глагола добавляется окончание *-ed*, для неправильных глаголов используется третья форма неправильного глагола). По форме глагола **to be** определяется время действия, выраженного смысловым глаголом; по причастию прошедшего времени — само действие).

Вопросительная форма предложений с глаголами в пассивной форме для времен **Present Simple** и **Past Simple** образуется путем вынесения формы глагола **to be** (*am / is / are; was / were*) на первое место (перед подлежащим); вопросительная форма предложений с глаголами в пассивной форме для времени **Future Simple** — путем вынесения вспомогательного глагола *will* на первое место. Предложение с глаголами в отрицательной форме сохраняют порядок утвердительного предложения; отрицательная частица **not** ставится после формы **to be** (**Present Simple** и **Past Simple**) и после **will** для времени **Future Simple**.

*Example:*

+ The investigation **was completed** last month.

? **Was** investigation **completed** last month?

– The investigation **was not completed** last month.

<b>Present</b>	am, is, are	heard	Cases <i>are heard</i> . — Дела слушаются
<b>Past</b>	was, were		Cases <i>were heard</i> . — Дела слушались
<b>Future</b>	will be		Cases <i>will be heard</i> . — Дела будут слушаться

## 1. Translate the sentences.

1. The jury punished the suspect because there was enough evidence against him.

2. Our police use the new equipment in patrolling streets.

3. The work of police will depend on political, financial, organizational and cultural effects.

## 2. Choose the correct item.

1. Policemen in Great Britain (have, has) truncheons as their main weapons.

a) have                                      b) has                                      c) had

2. We ... the Criminal Justice Process in Great Britain at our next seminar.

a) discuss                                      b) discussed                                      c) shall discuss

3. Nowadays students of our group ... in different police services.

a) worked                                      b) work                                      c) works

4. Last time he ... hours in the laboratory because he ... to test a new method of identification.

a) spent / wanted                                      b) spends / wants                                      c) will spend / will want

## 3. Complete the sentences with the correct tense of the verb in brackets.

*Example:*

The state (*to give*) little financial support to policing in those times.

The state *gave* little financial support to policing in those times.

1. Soon the officer (*to have*) a new rank.

2. This police officer (*to speak*) two foreign languages at our last conference.

3. He (*not to give*) us the plan of the investigation.

## 4. Put the words in the correct order to make a sentence.

*Example:*

An investigating / examines / carefully / officer / scene / the crime.

An investigating officer examines the crime scene carefully.

1. The jury / people / Scotland / 15 / consists of / in.

2. The burglars / through / escaped / the window.

3. The jury / listen to / and then / make / their decision / all the evidence.

**5. Make questions from the following statements starting from the given words.**

*Example:*

The officer of the Criminal Investigation Department collects the facts to prove the guilt or innocence of the suspect.

*Does? Who? What? What officer? What facts?*

*General question*

**Does** the officer of the Criminal Investigation Department collect facts to prove guilt or innocence of the suspect?

*Special question*

What facts **does** the officer of the Criminal Investigation Department collect?

*Question to the predicate*

What **does** the officer of the Criminal Investigation Department do?

*Questions to the subject*

Who collects the facts to prove the guilt or innocence of the suspect?

What officer collects the facts to prove the guilt or innocence of the suspect?

1. Our graduates work in different police stations.

*Do...? Who...? Where...?*

2. Investigation means a search for the truth, for the offender, for the witnesses.

*Does...? What...? What (kind of) search...?*

3. An investigative officer collected and protected evidence, interviewed witnesses.

*Did...? Who...? What...?*

4. The sergeant on duty will write reports of auto accidents after searching a crime scene.

*Will...? Who...? What...? Where...?*

**6. Translate the sentences.**

1. Many problems in the society are solved by police officers.

2. The police were given the information about the wanted criminal.

3. Defendants will be punished on the basis of evidence.

**7. Choose the correct form of the verb.**

1. New equipment (*is used, are used*) in patrolling streets.
2. The offender (*is sentenced, was sentenced*) to five years in prison last week.
3. Three persons (*will be killed, were killed*) in train crash.

**8. Put the verb in brackets in the correct passive form.**

The case (*to try*) in the local court next week.

The case *will be tried* in the local court *next week*.

1. As a rule, the suspect (*to photograph and fingerprint*).
2. They hope that their son (*to place on probation*).
3. More serious cases (*to hear*) in the Crown Court where the Judge is always a legal expert and (*to pay*) for his work.

## TEST 2

### Variant 1

#### 1. Translate the sentences and make these sentences negative.

1. His son works in police.
2. They arrived at the crime scene in the morning.
3. Witnesses saw a burglar breaking into the house.
4. We made a plan of investigation two days ago.
5. Witness evidence helped to investigate a very serious crime.
6. The trial will take place in the local court in two days.

#### 2. Choose the correct item.

1. Every day our police officers ... hard.  
a) work                      b) worked                      c) will work
2. The police ... me on my way home last night.  
a) stop                      b) stopped                      c) will stop
3. To protect community and enforce the law, police ... patrols in several areas.  
a) increases                      b) increase                      c) will not increase
4. Nowadays police officers of the world ... in close cooperation.  
a) work                      b) worked                      c) will work
5. Police ... citizens from harm.  
a) protects                      b) protect                      c) will not protect
6. At our next seminar we ... these laws.  
a) study                      b) studied                      c) shall study
7. Every day we ... lectures, seminars and practical exercises.  
a) has                      b) will have                      c) have

#### 3. Complete the sentences with the correct tense of the verb in brackets.

1. Last time the suspect (*not to plead*) guilty.
2. Today we (*not to know*) the results of the investigation.
3. In future he (*to be*) an investigator.
4. Most tourists (*to carry*) camera to take pictures.
5. The woman (*to call*) the Police on her cell phone.
6. Some people (*to believe*) that only the death penalty will really deter terrorists.

**4. Put the words in the correct order to make a sentence:**

1. The Police / each / grow / year / responsibilities.
2. The investigators / cases / prepare / evidence / and.
3. The court / sentence / passes.
4. Judges / crimes / investigate / not / do.
5. The trial / a later / place / month / took.
6. A murderer / from / night / last / escaped / prison.
7. Three / an aeroplane / hijacked / terrorists.

**5. Make questions from the following statements starting from the given words.**

1. Many good specialists work at our University.  
*Do...? What specialists...? Where...?*
2. The Police School also gives further professional training.  
*Does...? What training...?*
3. Soon the witness will appear in court and will give his testimony.  
*Will...? Who...? What...? Where...?*
4. Thieves broke into the museum and stole a valuable painting.  
*Did...? Who...? Where...? What...?*
5. Police officers carry out regular patrols on foot or in vehicles.  
*Who...? What...? What (kind of) patrols...?*

**Passive Voice**

<b>Present</b>	am, is, are	heard	Cases <i>are heard</i> . — Дела слушаются
<b>Past</b>	was, were		Cases <i>were heard</i> . — Дела слушались
<b>Future</b>	will be		Cases <i>will be heard</i> . — Дела будут слушаться

**6. Translate the sentences.**

1. Foreigners who commit crimes are usually deported.
2. This hardened criminal is wanted for double murder.
3. The study of fingerprints is recommended for every officer.
4. How many criminals were involved in the robbery?
5. The missing girl wasn't found by the police last weekend.
6. A decision will not be taken until the next meeting.

## 7. Choose the correct form of the verb.

1. The new law *is passed* / *will be passed* tomorrow.
2. Many accidents *was caused* / *are caused* by dangerous driving.
3. A copy of instructions *is sent* / *will be sent* to the jury room for the use of jurors next week.
4. He *will be arrested* / *was arrested* a couple of days later in a hotel a few hundred miles away.
5. She *are found* / *was found* not guilty of murder, but *are given* / *was given* six years imprisonment for manslaughter.
6. Most countries have a national police force which *is controlled* / *was controlled* by central government at present.

## 8. Put the verb in brackets in the correct passive form.

1. The case (*to try*) in the local court next week.
2. As a rule, the accused (*to photograph and fingerprint*).
3. They hope that their son (*to place on probation*).
4. The murderer (*to sentence*) to death last week.
5. Only a few police officers (*to arm*) regularly for instance, those who guard politicians and diplomats or who patrol airports.
6. Peacekeeping functions of the police (*to design*) to maintain public order.
7. The Presidential elections (*to hold*) in Russia every 6 years.

## 9. Put the words in the correct order to make a sentence.

*Example:*

**The punishment** / of the crime / based on / usually / is / the seriousness.

**The punishment** is usually based on the seriousness of the crime.

1. Crimes / according to / be classified / may / the motives / also / of the offenders.
2. Crimes / people / assault / kidnapping / murder / and sexual attacks / against / include.
3. The increasing use of / new / white-collar / has created / crime computers / opportunities for.
4. Property / harm / does not / physical / involve / crime.
5. Political / airplane hijackings / such as / assassinations / and / the taking of hostages, crimes / more frequent / have become.

6. Today / earns / organized crime / its money / illegal / from / products / and services.

7. White-collar / such acts as / includes / crime / cheating in / the payment of taxes.

## **10. Read and translate the text.**

### **Organized Crime**

Organized crime refers to criminal activity by groups or organizations whose major purpose for existing is to commit such crime. When we hear the term “organized crime,” we almost automatically think of the so-called Mafia, vividly portrayed in the *Godfather* movies and other films, dealing with several highly organized and hierarchical Italian American “families.” The emphasis on Italian domination of organized crime overlooks other involvements and diverts attention from the actual roots of organized crime. What are these roots? Simply put, organized crime exists and even thrives because it provides goods and/or services that the public demands. Organized crime flourished during the 1920s because it was all too ready and willing to provide an illegal product, alcohol, which the public continued to demand even after prohibition began.

Today, organized crime earns its considerable money from products and services such as illegal drugs, prostitution, pornography, loan sharking, and gambling. Government efforts against organized crime since the 1920s have focused on arrest, prosecution, and other law-enforcement strategies. Organized crime has certainly continued despite these efforts. This fact leads some scholars to emphasize the need to reduce public demand for the goods and services that organized crime provides.

## **11. Ask 2–3 sentences to the underlined sentences (or parts of the sentences) in the text.**

## Variant 2

### 1. Translate the sentences and make these sentences negative.

1. The police traced and caught a criminal when patrolling streets.
2. They left the crime scene in the morning.
3. There is enough evidence against the suspect.
4. Robbers used a gun when robbing a bank.
5. Police deal with many problems in this neighbourhood.
6. Police managed to detain a suspect yesterday.

### 2. Choose the correct item.

1. The suspect ... his evidence next week.  
a) gives                      b) gave                      c) will give
2. I ... in a law enforcement agency now.  
a) works                      b) work                      c) will work
5. Officer Grace ... from his job two years ago.  
a) retire                      b) retired                      c) will retire
6. Our detectives ... a lot of physical evidence at the crime scene yesterday.  
a) discover                      b) discovered                      c) will discover
7. In future we ... as investigators.  
a) work                      b) worked                      c) will work
8. One of the main duties of a police officer ... to take active measures to apprehend the suspect or the criminal.  
a) are                      b) were                      c) is

### 4. Complete the sentences with the correct tense of the verb in brackets.

1. Nobody (*to see*) a burglar that night.
2. Everybody (*to know*) that she (*to be*) a good specialist now.
3. They (*to become*) lawyers in future.
4. I (*not to see*) that police officer in the office yesterday.
5. Police (*to detain*) the suspect at the scene of crime.
6. They (*to give*) evidence on this crime tomorrow.
7. His father (*to work*) at the nearest police station.

**5. Put the words in the correct order to make a sentence.**

1. The police / the suspects / questioned.
2. An old man / the police / an accident / saw / called / and.
3. The burglar / on his head / the victim / hit.
4. Vandals / property / their / damaged.
5. The police / and / came / took / to jail / him.
6. The witness / recognize / not / did / the suspect.
7. The police / him / arrest / did / not.

**6. Make questions from the following statements starting from the given words.**

1. Our University trains officers for various police services.  
*Does...? What University...? What officers...?*
2. A year ago my friend served as a patrolman at one of the police precincts.  
*Did...? Who...? When...?*
3. The officers got a list of stolen cars and the names of new people wanted.  
*Did...? Who...? What...?*
4. They gave first aid and transported people to hospital.  
*Did...? Who...? Where... to?*
5. The investigator will collect a lot of evidence at the crime scene.  
*Will...? Who...? What...?*

**Passive Voice**

<b>Present</b>	am, is, are	heard	Cases <i>are heard</i> . — Дела слушаются
<b>Past</b>	was, were		Cases <i>were heard</i> . - Дела слушались
<b>Future</b>	will be		Cases <i>will be heard</i> . — Дела будут слушаться

**6. Translate the sentences.**

1. Our bags were checked by a tactful police officer.
2. Last night I was stopped by the police as I was driving home.
3. First name and nickname files are often used for identification of criminal.
4. Many accidents are caused by dangerous driving.

5. The second suspect escaped but was later apprehended when he sought medical help in a hospital.
6. Further information will be obtained at the inquiry office.
7. How many criminals were involved in the robbery?

**7. Choose the correct form of the verb.**

1. The most damage *was received / were received* in car accidents.
2. Two witnesses *is injured / were injured* in that accident.
3. Last night I *will be stopped / was stopped* by the police.
4. The police *is given / were given* the information about the wanted criminal.
5. Two suspects *are arrested / were arrested* last night.
6. The kidnapped child *was found / were found* by the police.
7. Dangerous items like knives and razors *are prohibited / was prohibited* in the airports.

**8. Put the verb in brackets in the correct passive form.**

1. Many qualified specialists (*to train*) by our University.
2. Last week two new ambassadors (*to appoint*) by the President.
3. A man and a woman (*to suspect of*) the crime, but there was not enough evidence.
4. A lot of money (*to spend*) on weapons nowadays.
5. Priceless paintings (*to steal*) from the museum last night.
6. Fingerprints (*to use*) by police forces throughout Russia and in more than 30 countries.
7. Last night they (*to arrest and charge with*) burglary.

**9. Put the words in the correct order to make a sentence.**

*Example:*

**The punishment** / of the crime / based on / usually / is / the seriousness.

**The punishment** is usually based on the seriousness of the crime

1. The police / problems / deal with / many.
2. A variety / by individuals / be committed / can / of crimes.
3. Police / white / must / also / crime / collar / focus on.
4. The custodian / constables / by male / on foot / is worn / duty / and sergeants / helmet.
5. Patrol officers / patrol / citizens / the streets / and / help / must.

6. It is necessary / to keep in mind / be interviewed / that / a child / cannot / alone.

7. Political crime / of terrorism / include / acts / people / against / innocent.

### **10. Read and translate the text.**

Law enforcement is 24/7 operations. Police officers perform variety of jobs. The most important calls to police involve emergencies where people's lives are threatened.

The least important calls to police relate to traffic incident or disputes between neighbors or families. Somebody patrols the streets at all times. Police officers also find themselves working a lot of on holidays. A large part of police officers job deal with physical and psychological pain. They see people hurting from violence and abuse. They see people become victims. The police should ask the victims of a crime what they remember about what happened to them and make a statement. They should ask them to describe where and when the crime took place, what the person who committed the crime looked like and where they went after the crime. The police officer can and should protect his fellow — citizens against criminals. The prevention of crime is the main task of the uniform police. Many of them are smart, compassionate and caring people, who really want to help others and make a difference in their communities.

### **11. Ask 2–3 questions to the underlined sentences (or parts of the sentences) in the text.**

## COMMUNICATION

### Public Safety and Security Checks



1. Read the following statements paying attention to the words / word groups in bold.

Please <b>come over here</b>	Пожалуйста, <b>пройдите сюда</b>
<b>Bags are not allowed</b>	<b>Запрещено проносить сумки</b>
Oversized bags (backpacks) <b>are prohibited</b> from entering the stadium	Слишком большие по размеру сумки (рюкзаки) <b>запрещено проносить на стадион</b>
Leave your laptop in a deposit area	Оставьте в компьютер в камере хранения
<b>Put</b> your bags on the belt, please	Пожалуйста, <b>положите сумки на ленту конвейера</b>
Put metal objects (personal items) in the container, please	Пожалуйста, <b>положите металлические (личные) вещи в контейнер</b>
<b>Use</b> containers for small objects, please	<b>Пользуйтесь контейнерами для мелких предметов</b>

<p><b>Empty</b> your pockets.  <b>Remove</b> all items from your pockets.  <b>Take</b> all items <b>out</b> of your pockets</p>	Достаньте все из карманов
<p>Please <b>take out</b> your</p> <ul style="list-style-type: none"> <li>• camera</li> <li>• video camera</li> <li>• MP3 player, iPod</li> <li>• keys</li> <li>• phone</li> </ul>	<p>Достаньте, пожалуйста, Ваш</p> <ul style="list-style-type: none"> <li>• фотоаппарат</li> <li>• видео камеру</li> <li>• плеер, айпад</li> <li>• ключи</li> <li>• телефон</li> </ul>
<p>Please <b>take off</b> your</p> <ul style="list-style-type: none"> <li>• glasses</li> <li>• trainers / sneakers</li> <li>• shoes</li> <li>• belt</li> <li>• hat</li> <li>• sweatshirt</li> <li>• jacket</li> <li>• headphones</li> </ul>	<p>Снимите, пожалуйста,</p> <ul style="list-style-type: none"> <li>• очки</li> <li>• кроссовки</li> <li>• обувь</li> <li>• ремень</li> <li>• головной убор</li> <li>• толстовку</li> <li>• куртку, жакет, пиджак</li> <li>• наушники</li> </ul>

Please come here for bag inspection	Пройдите сюда, пожалуйста, для осмотра ручной клади (сумок)
<b>Open</b> your bag, please	Пожалуйста, откройте сумку
Please open the bottle	Пожалуйста, откройте бутылку
What's in the bottle?	Что в бутылке?
Can I smell the contents of the bottle?	Можно я понюхаю содержимое бутылки?
<b>It is prohibited</b> to bring open bottles and food	Не разрешается проносить вскрытые бутылки и еду
You <b>can't bring</b> food or drinks	Запрещено проносить с собой еду и напитки
Do you have any food?	Есть ли у вас с собой еда?
Do you have any liquids?	У вас есть при себе емкость с жидкостью?
Do you have any medicine?	У Вас есть при себе лекарственные препараты?

Please walk through the metal	Пройдите через рамку
-------------------------------	----------------------


detector	металлодетектора
Step through here	Пройдите через рамку металлоискателя
Do you have any change in your pockets?	У вас в карманах есть мелочь?
What's in this pocket here, show me	
Do you have any metals?	У вас есть при себе какие-нибудь металлические предметы?
<b>Go through</b> it again	Пройдите через рамку металлодетектора еще раз
<b>Turn on</b> your mobile phone, please	Включите, пожалуйста, ваш телефон
Take your child out from his / her <ul style="list-style-type: none"> <li>• stroller</li> <li>• wheelchair</li> </ul>	Достаньте вашего ребенка из: <ul style="list-style-type: none"> <li>• детской прогулочной коляски</li> <li>• инвалидной коляски</li> </ul>

Excuse me, you have set off the security alarm. We need to search you	Извините, сработала система сигнализации. Нам придется вас досмотреть
You have to go through a personal check	Вам необходимо пройти личный досмотр
Please proceed for <ul style="list-style-type: none"> <li>• personal check</li> <li>• additional screening</li> </ul>	Прошу вас проследовать для <ul style="list-style-type: none"> <li>• личного осмотра</li> <li>• дополнительного осмотра</li> </ul>

Spread your arms out, please	Руки в стороны, пожалуйста
Spread your legs apart, please	Пожалуйста, поставьте ноги на ширину плеч
Raise your hands above your head, please	Поднимите, пожалуйста, руки

Sorry for the delay in checking	Извините за задержку при проведении досмотра
Thank you. Please proceed to the stadium (venue)	Спасибо за понимание. Можете проследовать на стадион (объект)
Go ahead, please	Проходите, пожалуйста
Next, please	Следующий, пожалуйста

**2. Write down Russian equivalents to the words in bold from Task 1.**



**3. Match the English and Russian equivalents.**

<b>1</b>	proceed	<b>a</b>	нести
<b>2</b>	carry	<b>b</b>	использовать, пользоваться
<b>3</b>	put	<b>c</b>	пройти
<b>4</b>	use	<b>d</b>	пройти через
<b>5</b>	go through	<b>e</b>	включать
<b>6</b>	take out	<b>f</b>	снимать
<b>7</b>	take off	<b>g</b>	класть
<b>8</b>	turn on	<b>h</b>	пройдите сюда
<b>9</b>	come over here	<b>i</b>	поднимать
<b>10</b>	set off	<b>j</b>	взрывать, привести в действие
<b>11</b>	spread	<b>k</b>	вынимать
<b>12</b>	raise	<b>l</b>	вытянуть, протягивать
<b>13</b>	empty	<b>m</b>	доставать, вынимать (всё)

**4. Match the columns to make phrases / sentences.**

<b>1</b>	Come	<b>a</b>	in the container
<b>2</b>	Put your bags	<b>b</b>	your iPod
<b>3</b>	Put metal objects	<b>c</b>	over here
<b>4</b>	Take all items	<b>d</b>	out of your pockets
<b>5</b>	Take off	<b>e</b>	on the belt
<b>6</b>	Take out	<b>f</b>	the metal detector
<b>7</b>	Come here	<b>g</b>	your sweatshirt
<b>8</b>	Open	<b>h</b>	for bag inspection
<b>9</b>	Walk through	<b>i</b>	it again
<b>10</b>	Go through	<b>j</b>	your bag
<b>11</b>	Turn on	<b>k</b>	out from her stroller
<b>12</b>	Take your child	<b>l</b>	a personal check

13	You have set off	m	your mobile phone
14	You have to go through	n	your arms out
15	Spread	o	above your head
16	Spread your legs	p	the security alarm
17	Raise your hands	q	apart
18	Proceed	r	ahead
19	Go	s	to the stadium

**5. Fill in the correct preposition / adverb. Use: for; out (2); ahead; out from; above; on (2); through (2); over; in; off (2); to; out of; apart.**

- 1) spread your arms ...
- 2) spread your legs ...
- 3) raise your hands ... your head
- 4) take your child ... her stroller
- 5) put your bags ... the belt
- 6) put metal objects ... the container
- 7) come ... here
- 8) take ... your phone
- 9) take ... your glasses
- 10) take all items ... your pockets
- 11) turn ... your mobile phone
- 12) walk ... the metal detector
- 13) step ... here
- 14) you have set ... the security alarm
- 15) proceed ... personal check
- 16) proceed ... the stadium
- 17) go ...

**6. Put the words / word groups in the correct order to make sentences.**

1. Please / over / come / here.
2. Put / on / bags / the belt / your/ please.
3. Use / objects / small / for / containers.
4. Take / of / all items / out / your / pockets.
5. Take / your / hat / off.
6. Come / inspection / for / here / bag.
7. Open / bag / your.
8. Leave / in / a deposit / your laptop / area.
9. You / bring / or / can't / drinks / food.
10. Take / your bag / out / the bottle / of.

11. Turn / mobile / your / on / phone.
12. Large / prohibited / are / bags.
13. Walk / detector / the metal / through.
14. You / alarm / have / off / the security / set.
15. You / through / a personal / go / have to / check.
16. Spread / arms / out / your.
17. Spread / apart / your / legs.
18. Raise / your / your / above / hands / head.
19. Proceed / stadium / the / to.

## LISTENING AND SPEAKING

### Enhanced security for Wrigley<sup>1</sup>

Source: <https://www.mlb.com/video/enhanced-security-for-wrigley/c-58448438>.

#### *Before watching the video*

**7. Name 5 things, you think you'll see in the video.**

#### *While watching the video*

**8. Watch the first part of the video (to 01.18) and check your answers.**

**9. Watch it again and put in order the entry process steps. There is one extra step that you don't need to use.**

1. Proceed to have ticket scanned.
2. Remove belongings.
3. Bags inspection.
4. Gather belongings.
5. Walk through the metal detector.

**10. Watch it again and fill in the missing words.**

If the device ... something, you may be asked to double check your ... and pass through ... again or you may be ... by a hand-held wand.

#### *After watching*

**11. Give the synonyms to the verbs / phrases based on the video:**

- you have set off the security alarm — ....
- collect — ...

---

<sup>1</sup> Wrigley — a baseball park located on the North Side of Chicago, Illinois, the USA.

- take out — ...
- go through — ...
- put — ...
- portable metal detector — ...

**12. Match the following phrases with the appropriate verbs from Task 9.**

- ... your belongings on the table
- ... the metal detector when instructed
- ... keys, camera, phone and other heavy metal items from your pockets
- ... belongings make sure you have everything

**Role Play          Entry Process to the Wrigley Field**

*Work in pairs.*

**Student A.** *You are a police officer.* Inspect fans at the entrance to the Wrigley Field. Use the verbs below.

**Student B.** *You are a football fan.* Be ready to follow the officer's instructions.

•remove          •place          •gather          •pass through          •proceed

Act out the conversation, then change roles and act out it again.

**13. Complete the conversations with the words in the boxes.**

**A**

<i>take it off</i>	<i>walk through</i>	<i>go back</i>
--------------------	---------------------	----------------

*Police Officer:* | Please ... the metal detector.  
*the alarm signal*

*Police Officer:* | Please .... Do you have anything in your pockets — keys, phone, change?

*Fan:* | I don't think so. Ah, this bracelet.

*Police Officer:* | You'll have to ... and step through again.

*Police Officer:* | Now it's O.K. Thank you. Have a nice time.

## B

*raise put gather inspect*

- Police Officer:* Please ... your mobile phone in the container.  
*Police Officer:* OK. Now let me ... you, sir. Please ... your hands. OK. You may go.  
*Police Officer:* Don't forget to ... your belongings.

## C

*bin bag drinks Thank you Sure jacket*

- Police Officer:* Can I look into your bag?  
*Fan:* ....  
*Police Officer:* Remove your ... from the ....  
*Fan:* Here it is.  
*Police Officer:* Sorry, no ... are allowed past this point.  
*Fan:* But I've just bought this water!  
*Police Officer:* Sorry. Either you drink it now, or you put it in this or leave in a deposit area.  
*Police Officer:* ....

## D

*prepare waste emptying comply with put come over miss allowed*

- Police Officer:* Please ... here.  
*Police Officer:* Do you mind ... your pockets, please?  
*Police Officer:* Please put your items in the container and ... for a bag inspection.  
*Police Officer:* Sorry, the size of your backpack doesn't ... the Stadium regulations and ...  
*Fan:* Oh, officer, there is nothing in it.  
*Police Officer:* According to the rules of the Stadium these kinds of bags are not .... You can ... your backpack in your car or leave it in a deposit area. Otherwise you'll ... the game.  
*Fan:* Where is a deposit?  
*Police Officer:* At Gate 22.  
*Fan:* Thank you.  
*Police Officer:* Please, next time study the regulations before the match not to ... time.

## E

<i>receipt</i>	<i>collect</i>	<i>camera</i>	<i>leave</i>
----------------	----------------	---------------	--------------

*Police Officer:* I'm really sorry; I see you have got a ... with you. This venue does not allow cameras to be taken inside, but you can ... it in the property office. We will look after it for you, give you a ... and you will be able to ... it after the match.

*Fan:* OK.

## F

<i>proceed</i>	<i>check</i>	<i>Remove</i>
----------------	--------------	---------------

*Police Officer:* ... your child from her stroller. I'll ... her through by hand.

*Police Officer:* Thank you. Please ... to the stadium.

## Vocabulary List

alarm <i>n</i> security alarm	тревога, сигнал тревоги система сигнализации
backpack <i>n</i>	рюкзак
belt <i>n</i>	лента конвейера
bin <i>n</i>	контейнер; мусорное ведро
change <i>n</i>	мелочь, мелкие деньги
check <i>v</i> checkpoint <i>n</i>	проверять / контроль, досмотр контрольно-пропускной пункт
come <i>v</i> come over here	подходить пройдите сюда
contents <i>n</i> the contents of a bottle (pocket)	содержимое содержимое бутылки (кармана)
delay <i>v, n</i>	задерживать, задержка
deposit <i>n</i> deposit area	сдача на хранение камера хранения
detect <i>v</i> the device detects something	обнаруживать сработала система сигнализации
empty <i>v</i>	вынимать (всё), опоражнить
examination <i>n</i>	осмотр, проверка
go through <i>v</i>	пройти проверку, просматривать, осматривать

hand <i>adj</i> hand-held wand	ручной ручной маталлодетектор
inspect <i>v</i> inspection <i>n</i>	осматривать, проверять осмотр, проверка
lay <i>v</i> lay flat	класть, положить положить в горизонтальном положении
liquid <i>n</i>	жидкость
match <i>v</i>	подходить, соответствовать
metal <i>n</i> metal detector <i>n</i> pass (go / step / walk) through the metal detector	металлический предмет металлоискатель, металлодетектор проходить через рамку металлоискателя
package <i>n</i>	свёрток
pass <i>v</i>	проходить (досмотр)
pocket <i>n</i>	карман
prescription <i>n</i>	рецепт (врача)
proceed <i>v</i>	двигаться в определённом направлении
raise <i>v</i>	поднимать
remove <i>v</i>	убирать, извлекать, снимать
separately <i>adv</i>	отдельно, поодиночке, порознь, раздельно
set off <i>v</i> you have set off the security alarm	взрывать сработала система сигнализации
sneakers <i>n, pl, Amer</i>	кроссовки
spread <i>v</i> spread apart	вытянуть, протягивать раздвигать, расставлять в стороны
substance <i>n</i> flammable, poisonous substances	вещество легковоспламеняющиеся, горючие, ядовитые вещества
sweatshirt <i>n</i>	толстовка
take <i>v</i> take off take out	брать снимать вынимать
trainers <i>n, pl, Brit</i>	кроссовки
turn on <i>v</i>	включать

undo <i>v</i>	расстёгивать; развязывать
unzip <i>v</i>	расстегнуть (молнию)
unwrap <i>v</i>	развёртывать, разворачивать
waste <i>v</i> waste time	терять даром (впустую) зря тратить время
word <i>v</i> wording <i>n</i>	формулировать, выражать словами текст, формулировка

## SELF CHECK

### 1. Fill in the gaps with appropriate words / phrases from the list.

- |                                   |                                  |
|-----------------------------------|----------------------------------|
| <b>a</b> put                      | <b>e</b> let me inspect you, sir |
| <b>b</b> forget                   | <b>f</b> remove your jacket      |
| <b>c</b> drink                    | <b>g</b> put your mobile phone   |
| <b>d</b> can I look into your bag | <b>h</b> raise                   |

*Police Officer:* 1) ... in the container.

*Man:* Here you are.

*Police Officer:* Now 2) .... Please 3) ...your hands. OK. You may go. Don't 4) ... to gather your belongings.

### 2. Choose the correct item.

*Police Officer:* 1) ... in the container.

- a) remove your jacket      b) put      c) put your mobile phone

*Man:* Here you are.

*Police Officer:* Now 2) ....

- a) can I look into your bag?      b) let me inspect you, sir  
c) put your mobile phone.

*Police Officer:* Please, 3) ... your hands.

- a) put      b) let me inspect you, sir      c) raise

*Police Officer:* OK. You may go. Don't 4) ... to gather your belongings.

- a) put      b) remove your jacket      c) forget

## Unit 3 CRIME



**Lead-in:** What are people in the picture doing?  
What crimes does your department deal with?

### READING

**1. Read the text and do Task 2 based on the text.**

#### Classification of Crimes

There is a variety of crimes that can be committed by individuals. Some crimes, such as murder or kidnapping, are considered serious crimes by society. Other crimes, such as speeding or trespassing, are not considered serious. Although all crimes mean a violation of the law, there is a wide range of punishments that can be imposed on a criminal.

The classification of crime is based on the extent of punishment that can be given for committing a crime. The punishment is usually based on the seriousness of the crime. A crime committed in one country may be classified differently in another country.

Crimes are frequently classified according to their seriousness as felonies (punishable by death, or by imprisonment for a year or more) or misdemeanors (punishable by a fine or by imprisonment for less than a year).

Many countries divide crimes into offenses against the person, against property, and against public order or morality.

Crimes against the person include assault, kidnapping, murder, and sexual attacks. Such crimes usually bring severe punishment. Crimes

against property include arson, motor vehicle theft, burglary, embezzlement, forgery, fraud, larceny, and vandalism.

Crimes against public order or morality include disorderly conduct, gambling, prostitution, public drunkenness, and vagrancy.

Crimes may also be classified according to the motives of the offenders: economic crimes, political crimes, and crimes of passion. Other kinds of crime include organized crime and white-collar crime.

Organized crime consists of large-scale activities by groups of gangsters or racketeers. Its activities include gambling, prostitution, the illegal sale of drugs, and loan-sharking (lending money at extremely high rates of interest).

White-collar crime includes such acts as cheating in the payment of taxes. It may apply to petty thefts by employees, as well as to million-dollar stock market swindles. The increasing use of computers has created new opportunities for committing crimes. Political crime may include acts of terrorism against innocent people and assassinations. Political crimes, such as airplane hijackings, assassinations, and the taking of hostages, have become more frequent.

### **Notes:**

- loan-sharking (lending money at extremely high rates of interest) — ростовщичество (кредитование денег под чрезвычайно высокие проценты);
- million-dollar stock market swindles — миллионные аферы на фондовом рынке;
- cheating in the payment of taxes — обман при уплате налогов.

### **2. Say whether these statements are true or false.**

1. All countries have the same definition of crime.
2. The punishment is usually based on the seriousness of the crime.
3. Many governments divide crimes into offenses against the person, against property, and against public order or morality.
4. Felonies are not serious crimes which are punishable by a fine or imprisonment for less than a year.
5. Crimes against the person include assault, burglary, murder, and vandalism.
6. Crimes against property include arson, motor vehicle theft, kidnapping, embezzlement, forgery, fraud, larceny, and sexual attacks.

7. Crimes may also be classified according to the motives of the offenders: economic crimes, political crimes, and crimes of passion.

8. White collar crime may apply to petty thefts by employees, as well as to million-dollar stock market swindles.

9. Political crimes include hijackings, assassinations, taking of hostages and acts of terrorism.

10. The increasing use of computers has created new opportunities for committing crimes.

**3. Read the following words and word combinations to enlarge your vocabulary.**

activity <i>n</i>	деятельность
apply <i>v</i>	применять
assassination <i>n</i>	убийство, убийство по политическим мотивам, заказное убийство
arson <i>n</i>	поджог
assault <i>n</i>	нападение
burglary <i>n</i>	насильственное вторжение в чужое жилище; кража со взломом
conduct <i>n</i> disorderly conduct	поведение хулиганство, нарушение общественного порядка
consider <i>v</i>	считать
create <i>v</i>	создавать
crime <i>n</i> commit a crime crimes against the person crimes against property crimes against public order  petty crime  serious crime white collar crime	преступление совершить преступление преступления против личности преступления против собственности преступления против общественного порядка малозначительное преступление (правонарушение) тяжкое преступление беловоротничковое преступление, должностные преступления
criminal <i>n, a</i>	преступник; преступный, уголовный
death <i>n</i>	смерть

divide <i>v</i>	делить, разделять
drunkenness <i>n</i> public drunkenness	пьянство распитие алкогольных напитков в общественном месте
embezzlement <i>n</i>	растрата, присвоение имущества, хищение
extent <i>n</i>	мера, степень
felony <i>n</i>	фелония, тяжкое уголовное преступление
forgery <i>n</i>	подделка
fraud <i>n</i>	обман, мошенничество
frequent <i>a</i>	частый
gambling <i>n</i>	азартные игры
hijacking <i>n</i>	захват самолета, угон (воздушных средств)
hostage <i>n</i> taking of hostages	заложник захват заложников
imprisonment <i>n</i>	тюремное заключение
include <i>v</i>	включать
increase <i>n, v</i>	увеличивать
innocent <i>a</i>	невиновный
kidnapping <i>n</i>	похищение
larceny <i>n</i>	воровство
law <i>n</i>	закон, право
loan <i>n</i> loan sharking	ссуда, заем ростовщичество
mean <i>v</i>	значить, означать
misdemeanor <i>n</i>	проступок
murder <i>n</i>	убийство
offense <i>n</i>	преступление, правонарушение
passion <i>n</i>	страсть, аффект
property <i>n</i>	собственность
drunkenness <i>n</i> public drunkenness	опьянение ⊕ пребывание в общественном месте в состоянии опьянения
punishment <i>n</i> bring punishment impose punishment	наказание повлечь наказание налагать наказания

severe punishment range of punishments	суровое наказание диапазон наказаний
society <i>n</i>	общество
speeding <i>n</i>	превышение скорости
theft <i>n</i> petty theft	кража мелкая кража
trespassing <i>n</i>	нарушение границ, противоправное нарушение владения с причинением вреда
use <i>n, v</i>	применение, использование; применять, использовать
vagrancy <i>n</i>	бродяжничество
vehicle <i>n</i>	транспортное средство
violation <i>n</i>	нарушение
wide <i>a</i> wide range of punishments	широкий широкий спектр наказаний

#### 4. Match the English and Russian equivalents.

1	vehicle	a	убийство по политическим мотивам
2	burglary	b	увеличивать
3	embezzlement	c	деятельность
4	arson	d	считать, полагать
5	kidnapping	e	транспортное средство
6	consider	f	превышение скорости
7	murder	g	похищение
8	speeding	h	нарушение
9	gambling	i	поджог
10	violation	j	похищение
11	assault	k	предумышленное убийство
12	opportunity	l	вторжение в чужое жилище
13	activity	m	нападение
14	assassination	n	хищение, растрата
15	increase	o	возможность

#### 5. Match the Russian and English equivalents.

1	совершить преступление	a	a violation of the law
2	различные преступления	b	white-collar crime

<b>3</b>	налагать наказание	<b>c</b>	public drunkenness
<b>4</b>	нарушение закона	<b>d</b>	are considered serious crimes
<b>5</b>	в соответствии с мотивами правонарушителей	<b>e</b>	taking of hostages
<b>6</b>	ростовщичество	<b>f</b>	loan-sharking
<b>7</b>	хулиганство, нарушение общественного порядка	<b>g</b>	airplane hijacking
<b>8</b>	беловоротничковое преступление	<b>h</b>	commit a crime
<b>9</b>	исходя из (основано на) тяжести совершенного преступления	<b>i</b>	impose punishment
<b>10</b>	считаются тяжкими преступлениями	<b>j</b>	disorderly conduct
<b>11</b>	пьянство в общественном месте	<b>k</b>	according to the motives of the offenders
<b>12</b>	широкий спектр наказаний	<b>l</b>	a wide range of punishments
<b>13</b>	захват самолета	<b>m</b>	a variety of crimes
<b>14</b>	создавать возможности	<b>n</b>	based on the seriousness of the crime
<b>15</b>	захват заложников	<b>o</b>	create opportunities

## 6. Translate the words of the same root.

- crime — criminal — criminality
- commit — commission
- violate — violation — violator
- punish — punishment — punishable
- govern — governor — government
- serious — seriously — seriousness
- law — lawful — lawfully — unlawfully
- different — differently — difference
- prison — imprison — imprisonment
- order — disorder — disorderly
- gamble — gambler — gambling
- drink — drunk (drunken) — drunkenness
- legal — legally — illegal — illegally — legality
- employ — employee — employer — employment
- assassin — assassinate — assassination

**7. Choose the correct word.**

1. There is a variety of crimes that *should / can* be committed by individuals.
2. Some crimes, such as murder or kidnapping, are considered *serious / petty* crimes by society.
3. The *classification / violation* of crime is based on the extent of punishment that can be given for committing it.
4. A crime *committed / created* in one country may be classified differently in another country.
5. Crimes may also be classified according to the motives of the *society / offenders*.
6. Crimes are frequently classified according to their *governments / seriousness* as felonies or misdemeanors.
7. Crimes against the person usually bring severe *punishment / classification*.
8. Crimes against *property / the person* include arson, motor vehicle theft, burglary, embezzlement, forgery, fraud, larceny, and vandalism.
9. Political crime may include assassinations and acts of *terrorism / vandalism* against innocent people.
10. *White-collar crime / organized crime* includes such acts as cheating in the payment of taxes.

**8. Complete the phrases. Use:** *property; crimes; the offenders; individuals; misdemeanors; the law; conduct; punishments; activities; a criminal; white-collar crime; a crime; terrorism; the extent of punishment.*

*Example:* variety of crimes

<b>1</b>	<i>variety of ...</i>	<b>8</b>	offences against ...
<b>2</b>	committed by...	<b>11</b>	motives of ...
<b>3</b>	violation of ...	<b>10</b>	felonies or ...
<b>4</b>	range of ...	<b>11</b>	disorderly ...
<b>5</b>	imposed on ...	<b>12</b>	large-scale ...
<b>6</b>	classification of ...	<b>13</b>	new opportunities for ...
<b>7</b>	based on ...	<b>14</b>	acts of ...

## **9. Translate the sentences.**

1. Существует множество разнообразных преступлений, которые могут совершаться людьми.

2. Преступление означает нарушение закона.

3. Существует широкий спектр наказаний, которые могут налагаться на преступника.

4. Наказание обычно основывается на тяжести преступления.

5. Преступления часто классифицируются в зависимости от их тяжести как тяжкие преступления (наказуемые смертной казнью или лишением свободы на срок до одного года) или проступки (наказуемые штрафом или лишением свободы на срок до одного года)

6. Многие страны делят преступления на преступления против личности, против собственности, против общественного порядка и общественной морали.

7. Преступления против личности включают нападение, похищение, убийство и насильственные действия сексуального характера, которые обычно влекут за собой суровое наказание.

8. К преступлениям против собственности относятся поджоги, угоны автомобилей, кражи со взломом, хищения, подлоги, мошенничество, воровство и вандализм.

9. Преступления против общественного порядка и морали включают хулиганство, азартные игры, проституцию, распитие алкогольных напитков в общественном месте и бродяжничество.

10. Организованная преступность включает в себя азартные игры, проституцию, незаконную продажу наркотиков и ростовщичество.

11. К преступлениям «белых воротничков» относятся такие деяния, как мошенничество при уплате налогов.

12. Политические преступления могут включать акты терроризма против невинных людей и убийства, угон самолетов, убийства и захват заложников.

## **10. Speak on types of crime.**

## ADDITIONAL TASKS

### 1. Match the words denoting lawbreakers with appropriate definitions.

1	shop-lifter	a	sets fire to property illegally
2	vandal	b	steals purses and wallets in crowded places
3	burglar	c	murders for political reasons or a reward
4	murderer	d	attacks people or places to steal money
5	kidnapper	e	is someone who steals
6	pickpocket	f	someone who uses violent action, or threats of violent action, usually for political purposes
7	drug dealer	g	takes things from a shop without paying
8	terrorist	h	counterfeits money, signatures, etc.
11	assassin	i	kills people
10	thief	j	breaks into houses or other buildings in order to steal
11	arsonist	k	brings goods into a country illegally without paying taxes
12	hijacker	l	someone who takes a person away illegally by force, usually in order to demand money in exchange for releasing them
13	forgery	m	sells drugs illegally
14	robber	n	deliberately causes damage to property
15	smuggler	o	takes control of a plane by force and makes the pilot change course

### 2. Put the names of crimes into the table according to their type.

<i>Crimes against the person</i>	<i>Crimes against property</i>	<i>Crimes against public order or morality</i>	<i>Organized crime</i>	<i>White-collar crime</i>	<i>Political crime</i>

### 3. Match the types of the criminals given in the box to the corresponding pictures.

<i>a vandal</i>	<i>a gangster</i>	<i>a hijacker</i>
<i>an arsonist</i>	<i>a terrorist</i>	<i>a burglar</i>

Picture 1



Picture 2



Picture 3



Picture 4



Picture 5



Picture 6



## **SELF CHECK 1**

**Choose the correct answer to the following questions.**

**1. What is punishment usually based on?**

- a) Punishment is usually based on the number of crimes committed by the offender.
- b) Punishment is usually based on the seriousness of the crime.
- c) Punishment is usually based on the number of prisons.

**2. What do crimes against the person include?**

- a) Crimes against the person include: fraud, gambling, hijacking, and trespassing.
- b) Crimes against the person include: murder, assault, kidnapping, and sexual offenses.
- c) Crimes against the person include: speeding, public drunkenness, and vagrancy.

**3. What do crimes against property include?**

- a) Crimes against property include: assassinations, thefts, prostitution, and illegal sale of drugs.
- b) Crimes against property include: disorderly conduct, terrorism, taking of hostages.
- c) Crimes against property include: arson, motor vehicle theft, burglary, larceny, and vandalism.

## VOCABULARY AND GRAMMAR: PREPARATION FOR TEST 3

### Времена группы Continuous (Progressive)

Времена группы **Continuous** обозначают длительное действия, которые происходит (происходило или будет происходить) в определенный момент или промежуток времени в настоящем, прошедшем и будущем. В данную группу входят следующие времена:

- Present Continuous — настоящее длительное (время);
- Past Continuous — прошедшее длительное (время);
- Future Continuous — будущее длительное (время).

Глаголы, выражающие чувства, восприятия, умственную деятельность, а также некоторые другие глаголы, не употребляются или употребляются редко во временах группы *Continuous*.

К таким глаголам относятся: *to want; to wish; to like; to feel; to notice; to remember; to recognize; to be* (в значении *быть*); *to have* (в значении *иметь*); *to forget; to seem; to see; to know; to understand; to hear*.

### Образование времен группы Continuous

Таблица образования утвердительной, вопросительной и отрицательной форм глаголов во временах группы Continuous (на примере с подлежащим *they*).

Время	Утвердительная форма	Отрицательная форма	Вопросительная форма (общие вопросы <sup>1</sup> )
Present Continuous	They are working	They not are working	Are they working?
Past Continuous	They were working	They will be working	Were they working?
Future Continuous	They will be working	They will not be working	Will they be working?

### Present Continuous

*Present Continuous* образуется при помощи вспомогательного глагола **to be** в настоящем времени (*am / is / are*) и причастия I (формы смыслового глагола с окончанием **-ing**). Вспомогательный глагол

---

<sup>1</sup> Примеры образования специальных вопросов даны ниже с соответствующим заданием.

(*am / is / are*) выражает настоящее время; в отрицательной форме после вспомогательного глагола (*am / is / are*) ставится отрицательная частица *not*, в вопросительной форме вспомогательный глагол ставится в предложении на первое место.

### Правила употребления Present Continuous

1. Для выражения длительного действия, которое совершается в момент речи.

Часто употребляется со словами: *now* — сейчас; *at the moment* — в данный момент; *currently* — в настоящий момент и т. п.

He **is interviewing** a witness *at the moment*. — В данный момент он опрашивает свидетеля.

2. Для выражения длительного действия, которое совершается в настоящий период времени, хотя и не обязательно в момент речи.

Может употребляться со словами: *now* — сейчас; *at present*, *currently* — в настоящее время и т. д.

He **is investigating** a burglary *currently*. — В настоящее время он расследует кражу со взломом.

3. Для выражения действия в будущем, когда выражается уверенность в его совершении.

He **is testifying** in court *tomorrow*. — Завтра он даст (даст) показания в суде.

### Past Continuous

*Past Continuous* образуется при помощи вспомогательного глагола *to be* в прошедшем времени (*was / were*) и причастия I (формы смыслового глагола с окончанием **-ing**). Вспомогательный глагол (*was / were*) выражает прошедшее время; в отрицательной форме после вспомогательного глагола (*was / were*) ставится отрицательная частица **not**, в вопросительной форме вспомогательный глагол (*was / were*) ставится в предложении на первое место.

### Правила употребления Past Continuous

1. Для выражения длительного действия в определенный момент или отрезок времени в прошлом.

Часто употребляется со словами: *the whole day (week, month, year)* — весь день, (всю неделю, весь месяц, год; *at ... o'clock* — в ... часов; (с показателем прошлого времени) — *from... till* — с ... до (с показателем прошлого времени); *for... (hours, days)* — в течение (часов, дней) и др.

They **were searching** the scene for clues *till night*. — Они искали улики на месте преступления *до самой ночи*.

2. Для выражения длительного действия в прошлом, которое прерывается другим кратким действием, выраженным глаголом в Past Simple.

Часто употребляется со словами: *when* — когда; *as / just as* — когда, в то время как; *while* — в то время как и т. п.

When a burglar **was breaking into** the house, the alarm **went off**. — Когда грабитель проникал в дом, сработала сигнализация.

3. Для выражения двух и более длительных действий в прошлом, происходящих одновременно.

Эти действия могут соединяться союзами *and* (и, а), *while* (пока, в то время как).

One investigator **was interviewing** witnesses, while the other **was questioning** a suspect. — Один следователь опрашивал свидетелей, в то время как другой допрашивал подозреваемого.

### Future Continuous

*Future Continuous* образуется при помощи вспомогательного глагола **to be** в будущем времени (*will be*) и причастия I (формы смыслового глагола с окончанием **-ing**). Вспомогательный глагол **will** выражает будущее время; в отрицательной форме после **will** ставится отрицательная частица **not**, в вопросительной форме **will** ставится в предложении на первое место.

### Правила употребления Future Continuous

Для выражения длительного действия, которое будет совершаться в определенный момент или отрезок времени в будущем.

Часто употребляется со словами: *the whole day* (*week, month, year*) — весь день, (всю неделю, весь месяц, год; *at ...o'clock* — в ... часов; (с показателем будущего времени) — *from... till, between ...and* — с...до; *for... (hours, days)* — в течение (часов, дней) с показателем будущего времени; *this time next week* (*month, year*) — *в это время* на следующей неделе (в следующем месяце, в следующем году) и т. д.).

This time tomorrow, I **will be revising** for an exam. — Завтра в это время я буду готовиться к экзамену.

В **пассивной форме** (страдательном залоге) действие, которое выражает сказуемое, направлено на объект действия. Субъект (название исполнителя действия) используется в творительном падеже и не всегда указан (например, *police, people*).

**Future Continuous** в *страдательном залоге* не используется (*не имеет страдательного залога*).

Таблица образования утвердительной, вопросительной и отрицательной форм глаголов во временах группы в страдательном залоге (на примере с подлежащим *they*).

Время	Утвердительная форма	Отрицательная форма	Вопросительная форма (общий вопрос <sup>1</sup> )
Present Continuous	<i>They are being asked now</i>	<i>They are not being asked now</i>	<i>Are they being asked now?</i>
Past Continuous	<i>They were being asked for an hour</i>	<i>They were not being asked for an hour</i>	<i>Were they being asked for an hour?</i>

### 1. Translate the sentences.

1. Ann was stopped by police because she was driving fast in a busy street.

2. Police are doing a difficult job at difficult times.

3. This time tomorrow they will be having an exam in Criminal Law.

### 2. Make the sentences positive. Use the Present, Past or Future Continuous.

*Examples:*

1. A policeman (*to question*) a very dangerous criminal at the moment. — A policeman *is questioning* a very dangerous criminal at the moment.

2. The suspect (*to wear*) a black winter coat when (while) committing the crime. — The suspect *was wearing* a black winter coat when (while) committing the crime.

3. The investigator (*to interview*) witnesses at this time tomorrow. — The investigator *will be interviewing* witnesses at this time tomorrow.

---

<sup>1</sup> Примеры образования специальных вопросов даны ниже с соответствующим заданием.

1. An investigator (*to question*) juveniles at the moment.
2. The student (*to listen to*) the lecturer with great attention at yesterday's conference.
3. This time tomorrow they (*to have an exam*) in criminal law.

**3. Make the sentences from Task 2 negative. Use the Present, Past or Future Continuous.**

*Examples:*

1. A policeman (*to question*) a very dangerous criminal at the moment. — A policeman *is not questioning* a very dangerous criminal at the moment.
2. The suspect (*to wear*) a black winter coat when committing the crime. — The suspect *was not wearing* a black winter coat while (when) committing the crime.
3. The investigator (*to interview*) witnesses at this time tomorrow. — The investigator *will not be interviewing* witnesses at this time tomorrow.

1. An investigator (*to question*) juveniles at the moment.
2. The student (*to listen to*) the lecturer with great attention at yesterday's conference.
3. This time tomorrow they (*to have an exam*) in Criminal Law.

**4. Ask 1 general and 2–3 special questions to the following sentences.**

*Examples:*

1. Dog handlers are training dogs for police service.  
Are dog handlers training dogs for police service?  
Who is training dogs for police service?  
What are dog handlers doing?  
What are dog handlers training dogs for?  
What service are dog handlers training dogs for?
2. The shoplifter was leaving the supermarket when he was stopped by the police.  
Was the shoplifter leaving the supermarket when he was stopped by the police?  
Who was leaving the supermarket when he was stopped by the police?  
What was the shoplifter doing when he was stopped by the police?  
What was the shoplifter leaving when he was stopped by the police?
3. They will be patrolling the streets this time tomorrow.  
Will they be patrolling the streets this time tomorrow?

Who will be patrolling the streets this time tomorrow?

What will they be doing this time tomorrow?

What will they be patrolling this time tomorrow?

When will they be patrolling the streets?

1. Nowadays police in all countries are using DNA analyses for criminal investigations.
2. Police were chasing the criminal for a long time yesterday.
3. The investigator will be questioning suspects in a robbery case between 10 and 12 tomorrow.

**5. Use the words and word combinations in the box and pictures below to describe:**

- **What the people in the pictures are doing.**
- **What the people were (will be) doing at a definite time in the past (future).**

Train dogs; detain a suspect; collect evidence; handcuff a suspect; control traffic; sniff out drugs and explosives; maintain order; fight riots; be proud of itself; study documents; protect the crime scene; check the driver's licence

*Example:*

Picture 1.

Police *are controlling* traffic.

They *were controlling* traffic all day yesterday. They *will be controlling* traffic at this time tomorrow.

Picture 1



Picture 2



Picture 3



Picture 4



Picture 5



Picture 6



Picture 7



Picture 8



Picture 9




Picture 10



Picture 11



Picture 12



## SELF CHECK 2

### 1. Определите, какое действие выражает глагол в Past Continuous в данном предложении.

When smugglers were crossing the border, they were detained by police.

- a) выражает два длительных действия в прошлом, происходящих одновременно;
- b) выражает длительное действия, которое совершается в момент речи;
- c) выражает длительное действия в прошлом, которое прерывается другим кратким действием, выраженным глаголом в *Past Simple*.

### 2. Выберите правильный перевод данного предложения.

Количество экономических преступлений увеличивается.

- a) The number of economic crimes was increasing.
- b) The number of economic crimes is increasing.
- c) The number of economic crimes will be increasing.

### 3. Выберите правильный вариант специального вопроса к данному предложению.

Police are conducting preliminary investigation now.

- a) What are police doing now?
- b) What police are doing?
- c) What police now are doing?

## TEST 3

### *Variant 1*

#### **1. Translate the sentences.**

1. One night during a burglary the victims woke up while the criminals were stealing valuable things.

2. Police forces across North America, who were using the “third degree” techniques to varying extents, started moving towards less oppressive and less aggressive methods of interrogating suspects.

3. The investigator will not be questioning suspects at this time tomorrow; he will be writing a report.

4. As the suspect was driving into the residential area of the businessman’s home, police stopped his car and made an arrest.

5. “Are you looking through the papers?”

“No, I am not. I am writing a list of questions for interviewing witnesses.”

#### **2. Make the sentences positive. Use the Present, Past or Future Continuous.**

1. They (to wait) for the officer with the evidence now.

2. The jury (to consider) the verdict at this moment.

3. The investigator (to show) evidence to the prosecutor when a stranger came in.

4. The prosecutor (to study) the case for a week. (2 sentences are possible)

5. He (to listen) to the witness tomorrow morning.

6. He (to interview) witnesses for some hours tomorrow.

#### **3. Make the sentences from task 2 negative. Use the Present, Past or Future Continuous.**

#### **4. Ask 1 general and 2–3 special questions to the following sentences.**

1. Private security is steadily increasing in our country.

2. Qualitative changes were taking place during the police reform in Russia.

3. Somebody was following her on her way home yesterday night and frightened her.

4. Steve was driving fast when the accident happened.

5. Students will be revising for their exam all day tomorrow.

## 5. Put the words in the correct order to make a sentence.

*Example:* **Nick** / when / was / happened / the road / crossing / the accident.

**Nick** was crossing the road when the accident happened.

1. The lady / she / the street / cycling up / was / an accident / when / saw.

2. The suspect /and tall /, slim / wearing / he / was / with a hood / a black / winter coat / was.

3. I / to steal / that man / trying /my bag / is / think.

## 6. Translate the text using a dictionary.

The success of police interviews often depends on how well the witness and interviewer are interacting with each other. Ideally, the interviewer must gain the witness's trust as someone who is concerned about the personal welfare of the witness and is not seen only as an evidence-gatherer. Second, the interviewer must convince the witness to generate a rich narrative description of the critical event and not merely provide brief answers to the interviewer's questions.

### *Developing rapport*

Witnesses and especially victims are often asked to give detailed descriptions of intimate, personal experiences to police officers who are complete strangers. Police interviewers should invest time at the outset of the interview to develop meaningful, personal rapport with the witness, a feature often absent in police interviews. Establishing rapport entails exploring links that bind the interviewer and the witness at a personal level, e.g. shared values, experiences and emotions, and especially those related to the critical event.

### *Active witness participation*

The witness has extensive first-hand information about the target event. Therefore, the witness, and not the interviewer, should be doing most of the mental work during the interview. In practice, however, police investigators often dominate the interview by asking many questions and by asking questions that elicit only brief answers. To compound the problem, police interviewers often discourage witnesses from participating actively by interrupting them frequently. Interviewers can assist witnesses to take more active roles by: (1) explicitly instructing them to do so; (2) asking open-ended questions; and (3) not interrupting witnesses during their narrative responses.

## 7. Ask 1 general and 2–3 special questions to the underlined sentences (or parts of the sentences) in the text.

## *Variant 2*

### **1. Translate the sentences.**

1. A young man heard the break-in alarm, he came outside to see what was happening.

2. Alibi method of interrogation means that an investigator asks the suspect where he was and what he was doing at the time of occurrence of the crime.

3. It is not enough for a policeman to arrest a burglar, who is breaking into a house, simply because housebreaking is commonly accepted as a criminal act.

4. Was Mr. White coming out of his office when he became a witness of a robbery?

5. The lawyer will be waiting for him at the office from 9 till 10 on Monday.

### **2. Make the sentences positive. Use the Present, Past or Future Continuous.**

1. The security (to watch) the shoplifter in the supermarket.  
(2 sentences are possible)

2. The lawyer (to show) the case to the defendant at the moment.

3. The robbers (to wear) masks on their faces while robbing a bank.

4. He thinks that he (to wait) for the investigator for a long time tomorrow morning.

5. Our force (to maintain) public order during international sports events last summer.

### **3. Make the sentences from task 2 negative. Use the Present, Past or Future Continuous.**

### **4. Ask 1 general question and 2–3 special questions to the following sentences.**

1. All people in court are listening to the prosecutor.

2. A reckless driver was overspeeding in the city and was stopped by police.

3. The lawyer was waiting for a witness on a felony case.

4. An investigator will be examining a crime scene with a forensic expert for about two hours.

5. Pickpocketing is steadily increasing in this part of the city at present.

## 5. Put the words in the correct order to make a sentence.

*Example:* **Nick** / when / was / happened / the road / crossing / the accident.

**Nick** was crossing the road when the accident happened.

1. Tom / while / robbed / going / home / was / he / was / late last night.
2. Police / a pickpocket / are / a woman / looking for / at the gas station/stealing.
3. A 27-year-old / returning / woman / when / mugged / was / home / she / was / near Warwick Road, London.

## 6. Translate the text using a dictionary.

During an interview an investigator is questioning persons who are not suspects in a crime. Each witness perceives the event somewhat differently; therefore, interviewers should tailor their questions to each particular witness instead of asking all witnesses the same set of questions. Interviewers often violate this rule by using a standardised checklist to guide their questioning of all witnesses. Similarly, even an individual witness's thoughts about the crime will vary over the course of the interview, sometimes drawing on one mental image of the crime (e.g. the perpetrator) and at other times drawing on another mental image (e.g. the getaway car). Interviewers should be sensitive to the witness's currently active mental image and ask questions related only to that image. Asking questions that are not compatible with the witness's current image will yield less informative answers.

An interview is conducted in a cordial atmosphere where a witness is more comfortable physically and psychologically. The more often witnesses search through their memories about the crime, the more new details they will recall. Interviewers can make use of this principle by (1) asking the witness to describe the critical event several times within the interview, and (2) interviewing the witness on two or more occasions. If witnesses attempt to recall the target event repeatedly, they should be directed to think about the event in various ways, since different retrieval probes may activate different aspects of a complex event. For instance, a witness might initially be asked to describe what he/she saw and then to describe what he/she heard or felt.

Asking fewer questions and encouraging witnesses to narrate their story also makes the interviewer's task easier.

## 7. Ask 1 general and 2–3 special questions to the underlined sentences (or parts of the sentences) in the text.

## COMMUNICATION

### Interviewing Witnesses and Victims

#### 1. Match the English question words to the Russian ones.

Who	Кого
Whom	Как
Whose	Где
What	Какой, который
When	Почему, зачем
Where	Кто
Why	Что
Which	Чей
How	Когда

#### 2. Fill in the correct question word.

... *is a witness?* — *a woman*

... *happened?* — *a robbery*

... *did the crime happen?* — *in a bank*

... *did the crime happen?* — *at 10 o'clock*

... *is asking questions?* — *a policeman*

... *is he asking questions?* — *to identify the offender*

... *is he asking questions?* — *politely*

#### 3. Read the dialogue and be ready to answer the questions from Task 4.

*Police Officer:* I understand you were the key witness for the robbery.

*Woman:* That's right.

*Police Officer:* Could you answer some questions for me?

*Woman:* Sure. I don't know how much help I'll be. He made me get on the ground so I didn't get a very good look at him.

*Police Officer:* Was he carrying a weapon?

*Woman:* Yes, he had a pistol in his back pocket. He threatened to use it.

*Police Officer:* Was he alone?

*Woman:* Yes, but I think somebody was waiting for him outside.

*Police Officer:* Why do you think so?

*Woman:* He was talking to someone before he broke in.

*Police Officer:* Can you describe him?

*Woman:* | Probably five foot six. He was wearing a baseball cap and had a mask on his face. I can't remember what else he was wearing.

*Police Officer:* | What colour is his hair?

*Woman:* | He is dark-haired, short-cut.

*Police Officer:* | How old is he?

*Woman:* | I couldn't see his face as he was wearing a mask but I guess he's young

*Police Officer:* | Thank you, madam. I just want to get your name and phone number. If you think of anything else, please notify us.

#### 4. Choose the correct answer.

1. Why is the policeman questioning the woman?

a) The policeman questioning the woman because she violated the traffic rules.

b) The policeman questioning the woman because she is witness for a robbery.

c) The policeman questioning the woman because she is a burglary victim.

2. Where did the crime happen?

a) The crime happened in the street.

b) The crime happened in the cinema.

c) The crime happened in a bank.

2. What was the criminal wearing?

a) He was wearing a grey coat, a hat and sunglasses.

b) He was wearing a baseball cap, a dark jacket, and had a mask on his face.

c) He was wearing a baseball cap, and had a mask on his face.

3. What colour is his hair?

a) He has long dark hair.

b) He has long blonde hair.

c) He has short dark hair.

#### 5. Read the police's questions and find the suitable victim's answers given below. Complete the dialogues.

At about 9 o'clock. / It's brown. / My clothes, some business papers and money. / In the hall of the Metro station. / 2000 dollars. / Somebody has stolen my suitcase.

*Police Officer:* | What's happened?

*Victim:*

*Police Officer:* | Where did the theft happen?

<i>Victim:</i>	
<i>Police Officer:</i>	When did it happen?
<i>Victim:</i>	
<i>Police Officer:</i>	What colour is your suitcase?
<i>Victim:</i>	
<i>Police Officer:</i>	What was there in your suitcase?
<i>Victim:</i>	
<i>Police Officer:</i>	How much money was there in it?
<i>Victim:</i>	
<i>Police Officer:</i>	I just want to get your name and phone number to get in touch with you. I'll do my best to find the thief.

**6. Read the victim's answers and find the suitable police officer's questions given below. Complete the dialogues.**

What's happened? / How much money was there in it? / Where did the theft happen? / What colour is your handbag? / Did you see the suspect/ When did it happen? / What was there in it?

<i>Police Officer:</i>	
<i>Victim:</i>	Somebody has stolen my handbag.
<i>Police Officer:</i>	
<i>Victim:</i>	It happened in this bar.
<i>Police Officer:</i>	
<i>Victim:</i>	10 minutes ago.
<i>Police Officer:</i>	
<i>Victim:</i>	It's black.
<i>Police Officer:</i>	
<i>Victim:</i>	My ID, a driver's licence, and a purse.
<i>Police Officer:</i>	
<i>Victim:</i>	About 5000 rubles.
<i>Police Officer:</i>	
<i>Victim:</i>	No, there was nobody at my table.

**Role Play**

**Student:** a police officer.

**Teacher:** a victim of theft.

Ask the questions, using the following information about the victim.

A very expensive laptop; in the hall of the airport; 15 minutes ago; flight bag; 5000 dollars; brown; a tall man; about 30; jeans and blue T-shirt; black hair.

## SELF CHECK 3

### 1. Read the dialogue and be ready to answer the questions below.

<i>Police Officer:</i>	I understand you were the key witness for the robbery.
<i>Woman:</i>	That's right.
<i>Police Officer:</i>	Could you answer some questions for me?
<i>Woman:</i>	Sure. I don't know how much help I'll be. He made me get on the ground so I didn't get a very good look at him.
<i>Police Officer:</i>	Was he carrying a weapon?
<i>Woman:</i>	Yes, he had a pistol in his back pocket. He threatened to use it.
<i>Police Officer:</i>	Was he alone?
<i>Woman:</i>	Yes, but I think somebody was waiting for him outside.
<i>Police Officer:</i>	Why do you think so?
<i>Woman:</i>	He was talking to someone before he broke in.
<i>Police Officer:</i>	Can you describe him?
<i>Woman:</i>	Probably five foot six. He was wearing a baseball cap and had a mask on his face. I can't remember what else he was wearing.
<i>Police Officer:</i>	What colour is his hair?
<i>Woman:</i>	He is dark-haired, short-cut.
<i>Police Officer:</i>	How old is he?
<i>Woman:</i>	I couldn't see his face as he was wearing a mask but I guess he's young
<i>Police Officer:</i>	Thank you, madam. I just want to get your name and phone number. If you think of anything else, please notify us.

### 2. Choose the correct answer.

1. Why is the policeman questioning the woman?

a) The policeman questioning the woman because she violated the traffic rules.

b) The policeman questioning the woman because she is witness for a robbery.

c) The policeman questioning the woman because she is a burglary victim.

2. What was the criminal wearing?

a) He was wearing a grey coat, a hat and sunglasses.

- b) He was wearing a baseball cap, a dark jacket, and had a mask on his face.
  - c) He was wearing a baseball cap, and had a mask on his face.
3. What colour is his hair?
- a) He has long dark hair.
  - b) He has long blonde hair.
  - c) He has short dark hair.

**COMMUNICATION**  
**LISTENING AND SPEAKING**

**Preparing to be a Witness in Court**

Source: <https://www.youtube.com/watch?v=8OjaqvQnoP4>

You are going to see a video “Preparing to be a Witness in Court” and act out the situation based on the video.

*Before watching the video*

**7. Try to remember or revise some words and word combinations to better understand the information.**

**a) remember**

prosecuting attorney	обвинитель
handle yourself in court	вести себя в суде
is heard by a jury or a judge in trial	слушается присяжными заседателями или судьей в ходе судебного разбирательства
integrity of a justice system	честность (целостность добросовестность, неподкупность) судебной системы
credibility	доверие
truthfulness of witnesses	правдивость свидетелей
appreciate participation	ценить участие
direct examination	прямой допрос
defence attorney	защитник
cross examination	перекрестный допрос
tip	совет, подсказка
subject to cross examination	подлежать (подвергаться) перекрестному допросу

inconsistency [ɪnkənˈsɪstənsɪ]	несоответствие
bring out	выявлять
credible witness	заслуживающий доверия свидетель
listen carefully	внимательно слушать
ask for clarification	попросить разъяснений
object to the question	возражение на вопрос
seems rude	кажется грубым
don't lose your temper	не теряйте самообладания

### b) revise

testify (give testimony) in court	свидетельствовать (давать показания) в суде
basic evidence	основные доказательства
depend on	зависеть от
rule	правило
tell the truth	говорить правду
clearly	ясно
loud enough	достаточно громко
jury	присяжные
wait for	ждать
don't volunteer additional information	не предоставлять добровольно дополнительную информацию
don't be afraid	не бойтесь
say honestly	сказать честно
remember	помнить
make somebody angry	рассердить кого-либо
stay calm and cool	сохранять спокойствие и хладнокровие
courtroom is a formal place	зал суда — это официальное место
respect	уважение
dress formally for court	одеваться официально для суда

### 8. Match the Russian and English equivalents.

1	обвинитель	a	object to the question
2	выявлять	b	don't lose your temper
3	прямой допрос	c	courtroom is a formal place
4	защитник	d	bring out

5	сказать честно	e	truthfulness of witnesses
6	подлежать (подвергаться) перекрестному допросу	f	credible witness
7	несоответствие	g	direct examination
8	правдивость свидетелей	h	prosecuting attorney
9	возражение на вопрос	i	subject to cross examination
10	не теряйте самообладания	j	defence attorney
11	заслуживающий доверия свидетель	k	to say honestly
12	зал суда — это официальное место	l	inconsistency
13	из уважения (к)	m	the ask for clarification
14	попросите разъяснений	n	out out of respect (for)

### *While watching the video*

#### **9. You are given some sentences from the video script. Fill in the gaps while watching the video.**

1. The live testimony of ... is the basic evidence that's heard by a jury or a judge in trial

2. As a witness in court you'll be asked questions by both the prosecuting attorney on ... and the defence attorney on cross-examination.

3. The first rule is to tell the ... .

4. If you tell the truth, you should be a ... .

5. Take a moment and think about your answer, then answer the ..., speaking clearly and loud enough for the judge or ... to hear you.

6. If you don't understand the question, ask ... .

7. Don't be afraid to say that you don't know or that you ... .

8. From time to time ... may object to the evidence on the rules of evidence.

9. After telling your story on direct examination, you may be subjected to ... .

10. It is important that you ... and cool and don't lose your temper.

11. The courtroom is a ... . Out of respect for our system of justice and for the jury, we ask that you dress formally for court.

### *After watching the video*

#### **10. Say whether these statements are true or false.**

1. The prosecuting attorney gives witnesses some information about how to handle yourself in court.

2. Integrity of a justice system depends on a credibility and truthfulness of witnesses.

3. Witnesses are not asked questions by the prosecuting attorney in court.

4. The prosecuting attorney gives witnesses some tips how to deceive the judge in court.

5. Witnesses are not subject to cross-examination in court.

6. A witness should not start answer the question until after they hear the whole question.

7. A witness may volunteer additional information even the question is not asked.

8. If a witness doesn't know the answer or doesn't remember something, they should honestly say it.

9. A trial is governed by the rules of evidence.

10. When a witness hear the attorney object, they must stop talking and let the attorney make the objection.

11. If an attorney seems rude or makes a witness angry, the witness should stay calm and cool (without losing their temper) and continue to politely answer the questions he is asked.

12. Out of respect for the system of justice and the jury witnesses should dress formally for court.

**11. Work in pairs. Act (play out) the situation. You are a prosecuting attorney giving some tips to a witness on how to handle yourself in trial. Complete the dialogues with the phrases given in below.**

A. ....

W. Hello, my name is Peter James.

A. ....

W. Yes, I happened to be a witness to a robbery.

A. ....?

W. Never.

A. ....

W. Is my evidence so important?

A. ....

W. Who will ask me questions?

A. ....

W. Should I tell them everything I saw?

A. ....

W. Should I tell them the whole story at once?

A. ....

W. And if I don't remember or don't know the answer?

- A. ....
- W. Thank you. I will follow your advice.
- A. ....
- W. I will. Thank you for your advice.

The live testimony of witnesses is the basic evidence in trial / Have you ever given testimony in court? / Good morning. I guess you are a witness to a crime / I'm a prosecuting attorney ....., / You'll be asked questions by both the prosecuting attorney on direct examination and the defence attorney on cross-examination / Take a moment and think about your answer, then answer the question politely, speaking clearly and loud enough. If an attorney objects to the evidence or seems rude you should stay calm and don't lose your temper. / I'd like to give you some tips how handle yourself in court / Yes, you should tell the truth to be a credible witness / Don't be afraid to say that you don't know or that you don't remember / Out of respect for our system of justice and for the jury, dress formally for court.

**12. You are an investigating officer. A journalist wants you to speak on your work with witnesses and suspects. Here are some questions she is interested in. Answer the journalist's questions.**

- What is essential in the behaviour of an investigator's dealing with witnesses?
  - When are people more likely to give accurate information?
  - How should interviewer behave during an interview?
  - What is the aim of professional interviewers and how can it be achieved?
- What increases public confidence in the police service, particularly with victims and witnesses of crime?
  - Where can interviews with victims and witnesses be conducted?
  - How can victims and witnesses be supported?
  - How should suspects be treated?
  - Have the suspects right to silence?
  - How should an investigator prepare for questioning a suspect?
  - Should the individual characteristics of the suspect be studied?

**13. You are an investigator. Tell your new employee, who has just graduated from university, how to conduct interview with suspects and witnesses. Information from Task 12 may be helpful.**

**Use the information from the boxes below.**

**1) a new employee**

behave during an interview / can an interview be conducted/be dressed / say everything they know or hear about the crime / hide the truth / who will ask them questions?

**2) an investigator**

be polite and calm / both the prosecuting attorney and the defence attorney /at the scene of crime, at home or police facility / should always tell the truth / only the questions they are asked / be dressed formally

## Unit 4 CRIME PREVENTION



**Lead-in:** Do you agree with the slogan below? Give reasons.  
What do you personally do to prevent crime?

### READING

#### 1. Read the text.

##### **What to Do in Difficult Situations. Recommendations**

Russia is no more dangerous than other countries. The districts that strangers are recommended to avoid are located in the remote city suburbs, and they are more difficult to find than similar areas in Paris or New York. There are pickpockets, especially in popular tourist spots. To avoid them, use the same rules as everywhere - keep your wallet close to your heart and don't carry too much cash with you. Use well-lit, busy streets and avoid danger spots.

Do not leave your belongings unattended in public areas.

Follow the traffic rules. Be careful when crossing the streets or getting into taxis. The best way to get a taxi is to use an online service or a mobile app. Don't use unlicensed taxis.

Be careful using public transportation. Keep the bag with your documents and money in front of you. Take off your backpack before boarding public transport.

Exchange currency only in banks and special exchange offices. Do not exchange any currency with strangers.

Also remember that the sale of alcohol in stores is forbidden from 10 pm to 11 am, and don't buy it from people on the streets.

The Russian police can stop pedestrians to check their documents, so carry your passport or its copy with a visa and registration stamp with you at all times.

#### 2. Translate the words of the same root.

danger — dangerous

strange — stranger  
 avoid — avoidance — avoided  
 locate — located — location  
 similar — similarity  
 belong — belonging  
 attend — attendance — attended — unattended  
 care — careful  
 cross — crossing  
 licence — license — licensed — unlicensed

### 3. Match English and Russian equivalents.

<b>1</b>	remember	<b>a</b>	избегать
<b>2</b>	avoid	<b>b</b>	обменивать
<b>3</b>	exchange	<b>c</b>	помнить
<b>4</b>	pickpocket	<b>d</b>	нести
<b>5</b>	keep	<b>e</b>	вор-карманник
<b>6</b>	carry	<b>f</b>	следовать
<b>7</b>	leave	<b>g</b>	оставлять
<b>8</b>	check	<b>h</b>	держать
<b>9</b>	follow	<b>i</b>	снимать
<b>10</b>	careful	<b>j</b>	запрещать
<b>11</b>	take off	<b>k</b>	осторожный
<b>12</b>	forbid	<b>l</b>	проверять

### 4. Match the Russian and English equivalents.

<b>1</b>	районы, которые приедем следовало бы избегать	<b>a</b>	use the same rules as everywhere
<b>2</b>	следуйте тем же правилам, что и везде	<b>b</b>	the districts that strangers are recommended to avoid
<b>3</b>	держите кошелек при себе	<b>c</b>	don't carry too much cash with you
<b>4</b>	не носите с собой крупную сумму денег	<b>d</b>	avoid danger spots
<b>5</b>	передвигайтесь по хорошо освещенным, оживленным улицам	<b>e</b>	keep your wallet close to your heart
<b>6</b>	избегайте опасные места	<b>f</b>	use well-lit, busy streets
<b>7</b>	не оставляйте вещи без присмотра	<b>g</b>	do not leave your belongings unattended

<b>8</b>	соблюдайте правила дорожного движения	<b>h</b>	be careful when crossing the streets
<b>9</b>	будьте осторожны и внимательны, переходя улицу	<b>i</b>	don't use unlicensed taxis
<b>10</b>	не пользуйтесь такси без лицензии	<b>j</b>	follow the traffic rules
<b>11</b>	держите сумку перед собой	<b>k</b>	exchange currency only in banks
<b>12</b>	снимите рюкзак, входя в общественный транспорт	<b>l</b>	take off your backpack before boarding public transport
<b>13</b>	обменивайте валюту в банках	<b>m</b>	keep the bag in front of you
<b>14</b>	всегда имейте при себе паспорт	<b>n</b>	don't buy it from people on the streets
<b>15</b>	не покупайте алкоголь «с рук» на улице	<b>o</b>	carry your passport with you at all times

### 5. Choose the correct word or words combinations.

- Russia is no more *danger* / *dangerous* than other countries.
- The districts that strangers are recommended *to avoid* / *to attend* are located in the remote city suburbs.
- There are pickpockets, especially in *remote* / *popular* tourist spots.
- To avoid pickpockets, use the same rules as everywhere — keep your wallet close to your heart and don't *use* / *carry* too much cash with you.
- Do not leave your belongings *unattended* / *lost* in public areas.
- Be care* / *Be careful* when crossing the streets or getting into taxis.
- Take off your *wallet* / *backpack* before boarding public transport.
- Don't use* / *Don't avoid* unlicensed taxis.
- Do not take off* / *Do not exchange* any currency with strangers.
- Also remember that the sale of alcohol in stores is forbidden from *10 pm to 11 am* / *10 am to 11 pm*.
- The Russian police can *follow* / *stop* pedestrians to check their documents, so *carry* / *leave* your passport or its copy with you at all times.

**6. Complete the phrases. Use:** *crossing; exchange; pickpockets; use; don't buy; in front of you; follow; keep; get; don't carry; take off; do not leave; passport.*

*Example:* pickpockets in popular tourist spots.

- 1) ... *in popular tourist spots*

- 2) ... the same rules as everywhere
- 3) ... your wallet close to your heart
- 4) ... too much cash with you
- 5) ... your belongings unattended in public areas
- 6) ... the traffic rules
- 7) be careful when ... the streets
- 8) use an online service or a mobile app to ... a taxi
- 9) keep the bag with your documents and money ...
- 10) ... your backpack before boarding public transport
- 11) do not ... any currency with strangers
- 12) ... alcohol from people on the streets
- 13) carry your ... or its copy with you at all times

## 7. Translate the sentences.

1. Россия не более опасна, чем другие страны мира.
2. Районы, которые приезжим следовало бы избегать, расположены на окраинах.
3. Чаще всего карманники орудуют в популярных среди туристов местах.
4. Чтобы не стать жертвой карманников, соблюдайте те же правила, что и везде.
5. Держите кошелек при себе.
6. Не носите с собой крупную сумму денег.
7. Не оставляйте вещи без присмотра.
8. Соблюдайте правила дорожного движения.
9. Переходя улицу, будьте осторожны и внимательны.
10. Для вызова такси используйте мобильное приложение или онлайн-сервис.
11. Будьте осторожны и внимательны в общественном транспорте.
12. Держите сумку с документами и деньгами перед собой.
13. Снимите рюкзак, входя в общественный транспорт.
14. Обменивайте валюту в банках или специализированных пунктах обмена.
15. Помните, что продажа алкоголя запрещена с 10 вечера до 11 утра.
16. Всегда носите паспорт или его копию с собой.

## 8. Answer the questions.

1. Is crime a national problem?
2. What districts are likely to have a high risk of pickpocketing?
3. What rules should tourists obey not to become a victim of pickpocketing?

4. What rules should one remember to get a taxi?
5. What are the principles of safe currency exchange?
6. Are there any restrictions/bans on the sale of alcohol?

## 9. Speak on Crime Prevention.

### Vocabulary List

am (a.m., AM) <i>adv</i>	до полудня (сокр. от лат. <i>ante meridiem</i> )
avoid <i>v</i>	избегать
backpack <i>n</i>	рюкзак
belongings <i>n</i>	вещи, имущество, собственность
board <i>v</i>	садиться (в транспорт)
careful <i>a</i>	осторожный, осмотрительный
carry <i>v</i>	нести, носить
check <i>v</i>	проверять
dangerous <i>a</i>	опасный
exchange <i>v</i>	обменивать
follow <i>v</i>	следовать, придерживаться
forbid <i>v</i>	запрещать
get <i>v</i> get a taxi	получить, приобрести вызвать такси
keep <i>v</i> keep close	держать держат вблизи
leave <i>v</i>	оставлять
pedestrian <i>n</i>	пешеход
pickpocket <i>n</i>	вор-карманник
pm (p.m., PM) <i>adv</i>	пополудни (сокр. от лат. <i>post meridiem</i> )
remember <i>v</i>	помнить
remote <i>a</i>	дальний, далёкий, отдалённый
similar <i>a</i>	подобный; похожий
spot <i>n</i>	место, местность
stranger <i>n</i>	иностранец, гость, незнакомец
suburb <i>n</i>	пригород
take <i>v</i> take off	носить (одежду) снимать
unattended <i>a</i>	оставленный без присмотра
wallet <i>n</i>	бумажник

## **SELF CHECK 1**

### **Choose the correct answer.**

1. What districts are likely to have a high risk of pickpocketing?
  - 1) There are pickpockets in the remote city suburbs.
  - 2) There are pickpockets, especially in popular tourist spots.
  - 3) There is pickpockets, especially in popular tourist spots.
2. What rules should tourists obey not to become a victim of pickpocketing?
  - 1) Keep your wallet close to your heart and don't carry too much cash with you.
  - 2) Keep cash in banks.
  - 3) Carry your passport or its copy with a visa and registration stamp with you at all times.
3. What rules should one remember to take a taxi?
  - 1) Use unlicensed taxis.
  - 2) Use an online service or a mobile app.
  - 3) Use these useful phrases to take a taxi.

## VOCABULARY AND GRAMMAR: PREPARATION FOR TEST 4

### Imperative Mood

**Повелительное наклонение (Imperative Mood)** выражает побуждение к действию. Это может быть вежливая просьба, совет, требование, приказ. В повелительном наклонении английского языка отсутствует подлежащее. Предложение начинается непосредственно с глагола (в его словарной форме).

*Example:* **Keep** the bag in front of you.

**Отрицательная форма** повелительного наклонения образуется при помощи вспомогательного глагола *do not / don't* и глагола (в его словарной форме).

*Example:* **Don't use** unlicensed taxis.

Если вы хотите вежливо попросить о чем-то или посоветовать что-то не делать, используйте «please». По правилам «please» ставится в начало или конец предложения.

*Example:* Please **don't walk** late at night alone.

#### 1. Translate the sentences.

1. Keep your wallet close to your heart.
2. Be careful using public transportation.
3. Do not leave your belongings unattended in public areas.
4. Avoid the person or leave, if something or someone makes you uneasy.
5. Stay alert and tuned in to your surroundings wherever you are — on the street, in an office building or shopping mall, driving, waiting for a bus or subway.

#### 2. Match the verbs and words/phrases to give advice.

*Example:* Avoid the remote city suburbs.

<b>1</b>	<i>avoid</i>	<b>a</b>	your backpack before boarding public transport
<b>2</b>	<i>use</i>	<b>b</b>	the bag in front of you
<b>3</b>	<i>keep</i>	<b>c</b>	<i>the remote city suburbs</i>
<b>4</b>	<i>take off</i>	<b>d</b>	any suspicious activity or person immediately to the police
<b>5</b>	<i>stay</i>	<b>e</b>	a mobile app to get a taxi
<b>6</b>	<i>report</i>	<b>f</b>	alert

### 3. Give advice / a command. Use *don't* where necessary.

*Examples:*

... exchange currency only in banks. Exchange currency only in banks.

... carry too much cash with you. Don't carry too much cash with you.

1. ... follow the traffic rules.
2. ... use unlicensed taxis.
3. ... exchange any currency with strangers.
4. ... put your purse in a back pocket.
5. ... zip purses or bags.
6. ... drink much.

### 4. Put the words and expressions in the correct order to give a command or advice.

*Example:* Carry / at all times / your passport / with you.

Carry your passport with you at all times.

1. Exchange / only in banks / currency / exchange offices / and special.
2. Do / leave / in public areas / unattended / not/ your belongings.
3. Keep / pockets / in the front / valuables.
4. Take off / public / before boarding / your backpack / transport.
5. Control / alcohol / you / the amount of / drink.
6. Don't / the attacker / argue / threatens / if / you.

### Modal Verbs

Модальные глаголы (**Modal Verbs**) *не употребляются самостоятельно*, а только в сочетании с инфинитивом (неопределенной формой глагола) смыслового глагола. Они обозначают *возможность, способность, вероятность, необходимость совершения действия*, выраженного смысловым глаголом. Модальные глаголы в сочетании с инфинитивом смыслового глагола употребляются в предложении в роли составного глагольного сказуемого. Инфинитив после модальных глаголов употребляется без частицы *to* (за исключением *ought to* и *have to*, где *to* — часть модального глагола).

### 5. Study the table and translate the sentences.

## Modal verbs: can, could, may, must, should

<i>Modals</i>	<i>Meaning</i>	<i>Translation</i>	<i>Example</i>
<b>Can</b> <b>Can't</b>	Выражает <i>способность,</i> <i>неспособность</i> сделать что-то	Могу, умею	We'll do all we <b>can</b> . <b>Can</b> you <b>speak</b> Russian? I <b>can't hear</b> you very well, speak louder, please
<b>Can</b> <b>Could</b> <b>May</b>	<i>Попросить</i> <i>разрешения,</i> позволения	Можно	<b>May</b> I <b>ask</b> you a few questions? (официально, мы недостаточно хорошо знаем человека) <b>Can</b> I <b>ask</b> you a few questions? (неофициально, мы хорошо знаем человека) <b>Could</b> I <b>look</b> into your bag? (более вежливо, чем "can")
<b>Can</b> <b>May</b>	<i>Позволить,</i> <i>дать</i> <i>разрешение</i> сделать что-то	Можно, можете	You <b>can</b> (or <b>may</b> ) <b>go</b> now.
<b>Can't</b>	<i>Отказать</i> <i>в разрешении</i>	Нельзя	Visitors <b>can't smoke</b> in the stadium area
<b>Can/</b> <b>Could</b> (более вежливо)	Выразить <i>просьбу</i>	Можно, можете	<b>Can</b> you <b>sign</b> here, please? <b>Could</b> you <b>switch on</b> your phone?
<b>Must</b>	Выражает <i>долженствование,</i> <i>необходимость</i> сделать что-либо	Должен, обязан	You <b>must stop</b> at a red light
<b>Must not</b> <b>/ Mustn't</b>	выражает <i>запрет</i> (это против правил)	Вам / тебе не разрешается, нельзя, не должен, (категорически) запрещается	You <b>mustn't park</b> here
<b>Should</b>	Выражает <i>совет,</i> <i>рекомендацию</i>	Должен, следует, следовало бы	You <b>should keep</b> your wallet close to your heart.
<b>Should not</b> <b>/ shouldn't</b>		Не стоит	You <b>should not leave</b> your belongings unattended in public areas

## 6. Match English and Russian equivalents.

1	can	a	можно? (вежливая форма обращения за разрешением (согласием))
2	can't	b	нельзя, не должен, категорически запрещается
3	could	c	могу, умею
4	mustn't	d	не стоит, не следует (делать)
5	must	e	следует (совет, рекомендация)
6	should	f	должен, обязан
7	shouldn't	g	нельзя (отказ в разрешении)

## 7. Complete the sentences. Use: *bring; see; smoke; make; describe* (×2).

1. You **mustn't** ... here.
2. I **can't** ... this person. It was dark.
3. I'm sorry you **can't** ... drinks here. Bottles are prohibited.
4. **Could** I ... your ID?
5. There are 9 travel mistakes you **should never** ... on vacation.
6. **Can** you ... a suspect?

## 8. Match the answers with the questions to make short conversations. Sometimes more than one answer is possible.

1	What should I do not to become a victim of pickpocketing?	a	Yes, you can. Russia is no more dangerous than other countries
2	Can I walk here at night? Is it safe?	b	You should keep the bag with your documents and money in front of you and take off your backpack before boarding public transport
3	Why should I carry my passport with me at all times?	c	You should avoid danger spots like quiet or badly-lit areas, deserted streets or isolated parking lots
		d	You shouldn't. It's not safe
		e	You should have it as the police can stop pedestrians to check their documents
		f	You shouldn't do it alone. There is safety in numbers

**9. Complete the table with crime prevention measures. Divide the following statements (1–14) into four groups according to the type of crime. Some statements can belong to more than one category.**

**Preventive Measures:**

1. *Avoid the remote city suburbs.*
2. Keep your wallet close to your heart.
3. Don't carry too much cash with you.
4. Do not leave your belongings unattended in public areas.
5. Follow the traffic rules.
6. Be careful when crossing the streets.
7. Use an online service or a mobile app to get a taxi.
8. Don't use unlicensed taxis.
9. Be careful using public transportation.
10. Keep the bag with your documents and money in front of you.
11. Take off your backpack before boarding public transport.
12. Exchange currency only in banks and special exchange offices.
13. Do not exchange any currency with strangers.
14. *Don't buy alcohol from people on the streets.*

<b>Crime</b>	<b>Preventive Measures</b>
<b>Personal safety tips</b>	<i>14. Don't buy alcohol from people on the streets</i>
Protect yourself from <b>theft</b>	
How to protect yourself from <b>street robbery</b>	<i>1. Avoid the remote city suburbs</i> <i>14. Don't buy alcohol from people on the streets</i>
Tips to avoid becoming a <b>fraud victim</b>	

## COMMUNICATION

### How to Avoid Being a Victim of Crime

A significant component of the community policing strategy is crime prevention education.

**1. Study the poster. Imagine you are a police officer providing crime prevention advice. Demonstrate these rules and explain why tourists should observe them.**

#### Tips to Avoid Being Pickpocketed



**AVOID BACK POCKETS**  
THIS IS THE MOST VULNERABLE PLACE TO PUT VALUABLES



**TRY NOT TO WALK THROUGH LARGE CROWDS**  
PICKPOCKETS CAN EASILY BLEND IN



**SHORTEN THE STRAP ON YOUR PURSE OR BAG**  
DANGLING BAGS AND PURSES ARE EASIER TO GRAB



**REFRAIN FROM HANDLING MONEY IN PUBLIC**  
EXPOSED MONEY CAN BE EASILY SNATCHED

Source | Wikihow

Jenny Lu | Online Graphics Associate

- *vulnerable* — уязвимое место
- *strap* — ремень
- *dangling* — болтающийся
- *grab* — хватать
- *blend in* — сливаться с толпой
- *refrain from handling money* — воздержаться от обращения с деньгами
- *snatch* — украсть

*Example:* While walking along a busy street you should find ways to guard your belongings and to prevent yourself from being robbed. A useful suggestion would be to avoid ...


#### Role Play                      Safety and Crime Prevention Tips

**Work in pairs.**

**Situation:** Police officers are educating foreign tourists on crime prevention measures.

**Student A.** *You are a police officer.* Use information of the previous exercises, leaflets and the ideas below to prepare what you are going to say to the tourists.

**Student B.** *You are a foreign tourist.* Use information of the previous exercises, leaflets to prepare questions.

Useful language		
<b>Asking for advice</b>		<b>Giving advice</b>
Do you think I should ...? What do you advise? What can/should I do? What items are prohibited in your country? Is it safe to ...?		You should/shouldn't ... The best thing to do is ... It's best not to ... Another idea is to ... It would be a good idea ... Don't forget to ... Remember ...

*Example:* **Tourist:** Is it safe to travel in Russia?

**Police officer:** Russia is no more dangerous than other countries. The best thing to do is to avoid remote city suburbs. Taking a few sensible precautions can help you to enjoy your stay in Russia and avoid becoming a victim of crime.

**Tourist:** Well, is it safe to walk alone? What do you advise?

**Police officer:** Be smart, be alert. In this way, you should ...

**Tourist:** What should I do not to become a victim of pickpocketing?

**Police officer:** Remember the following rules: ...

## 2. Write from 5 to 8 Basic Street Smarts (Robbery Prevention Advice).

## SELF CHECK 2

### 1. Test your personal safety IQ.

**Do you:**

✓ Jog or walk by yourself early in the morning or late at night when the streets are quiet and deserted?  Yes  No

✓ Leave your purse unattended in a shopping cart?  Yes  No

✓ Think it's a waste of time to lock your car when you'll be back in a few minutes?  Yes  No

*If you answered 'No' to the above questions, you are already practicing safety measures for yourself!*

### 2. Choose the English equivalent (1–3) to the sentence.

Держите мобильный телефон и ценные вещи вне поля видимости.

1. Keep mobile phone and valuables secure at all times.
2. Keep your mobile phone and valuables out of sight.
3. Keep purses and bags secure at all times.

### 3. Which of the following statements (1–3) protect oneself from theft?

1. Be careful when crossing the streets.
2. Do not exchange any currency with strangers.
3. Take off your backpack before boarding public transport.

### 4. Match the correct answer to the question: *Can I walk here at night? Is it safe?*

1. You should avoid danger spots like quiet or badly-lit areas, deserted streets or isolated parking lots.

2. You should keep the bag with your documents and money in front of you and take off your backpack before boarding public transport.

3. You should have it as the police can stop pedestrians to check their documents.

## TEST 4

### Variant 1

#### 1. Translate the sentences.

1. Stay in well-lit areas as much as possible.
2. Walk in groups whenever you can — there is always safety in numbers.
3. Avoid alleys, vacant lots, and other short-cuts or secluded spots.
4. Don't risk your personal safety, if you're threatened with violence; property can be replaced, you can't.
5. Walk confidently, directly, and at a steady pace.

#### 2. Match the verbs and words/phrases to give advice.

1	walk	a	aware of your surroundings
2	be	b	around before conducting a transaction at an ATM
3	report	c	away from an ATM with cash still in hand
4	look	d	in groups
5	don't walk	e	the crime to the police

#### 3. Give advice/a command. Use *don't* where necessary.

1. ... stop to talk to strangers.
2. ... avoid excessive drinking.
3. ... hitchhike or accept rides from strangers.
4. ... stay alert and tuned in to your surroundings.
5. ... try to remember what the carjacker looked like — sex, race, age, hair and eye color, special features, clothes.

#### 4. Put the words and expressions in the correct order to give a command or advice.

1. Reduce or / of becoming / the opportunity / a victim / eliminate.
2. Don't / alone / walk / during / hours / late-night.
3. Avoid / jewelry / in public / or displaying expensive / carrying / large sums of cash.
4. Never / a firearm, / carry / or other illegal / knife, / weapon.
5. Keep / sums of money, / cards, / IDs, / in your front pocket / large / credit.

## 5. Match English and Russian equivalents.

1	shouldn't	a	можно? (вежливая форма обращения за разрешением (согласием))
2	should	b	нельзя, не должен, категорически запрещается
3	can	c	могу, умею
4	could	d	не стоит, не следует (делать)
5	mustn't	e	следует (совет, рекомендация)
6	can't	f	должен, обязан
7	must	g	нельзя (отказ в разрешении)

## 6. Complete the sentences. Use: *bring; travel; reduce; be; do; hang; keep.*

1. What **can** you ... to protect yourself?
2. You **can** ... the opportunities and the risk of becoming a victim.
3. Before you go out, think about how you are going to get home, e.g.

**Can** you ... home with a friend?

4. You **should** ... your valuables including your mobile phone, other devices and jewellery, hidden.
5. You **shouldn't** ... stuff on the back of a chair.
6. You **must** ... at least 18 years old to purchase alcohol.
7. You **can't** ... alcohol into the stadium.

## 7. Match the answers with the questions to make short conversations. Sometimes more than one answer is possible.

1	How can I get around the city?	a	You mustn't exchange any currency with strangers
2	Where can I exchange money?	b	St. Petersburg's regional law regulates hours within which you can listen to loud music, drilling, yelling and making other kinds of noise
3	What can you tell me about the anti-noise law?	c	You should use public transport like metro, buses, trams etc.
		d	You should do it only in banks and special exchange offices
		e	But be careful entering it
		f	From 11 p.m. to 7 a.m. you should be as quiet as possible

**8. Complete the table with crime prevention measures. Divide the following statements (1–12) into four groups according to the type of crime. Some statements can belong to more than one category.**

1. Keep an eye on your card at all times.
2. Don't hang stuff on the back of a chair.
3. Keep to busy, well-lit streets.
4. Keep purses and bags closed and secure at all times.
5. Carry bags in front of you or diagonally across your chest.
6. Return cards to your purse or wallet quickly and zip it up or button it.
7. Don't play a shell game with fraudsters.
8. Be aware of your surroundings.
9. Cover your PIN.
10. Take licensed taxis or minicabs.
11. Don't place your belongings out of sight on the floor.
12. Put your card away immediately when you've left the ATM.

<b>Crime</b>	<b>Preventive Measures</b>
Don't let them <b>pocket</b> it	
How to protect yourself from <b>street robbery</b>	
Protect yourself from <b>ATM theft</b>	
Tips to avoid becoming a <b>fraud or scam victim</b>	

**9. Write from 6 to 9 pickpocketing prevention advice.**

## Variant 2

### 1. Translate the sentences.

1. Avoid carrying large sums of cash, or displaying expensive jewelry in public.
2. Don't walk alone during late-night hours.
3. Don't leave valuables and money in plain sight in your vehicle.
4. Don't let your phone be borrowed by strangers to make a phone call.
5. Never leave your purse unattended on a store counter or in a shopping cart.

### 2. Match the verbs and words/phrases to give advice.

1	scan	a	back pockets
2	lock	b	your personal safety
3	avoid	c	the area around ATMs before you use them
4	don't risk	d	an eye on how much you drink
5	keep	e	your car doors and windows

### 3. Give advice or a command. Use *don't* where necessary.

1. ... leave your purse unattended on a store counter.
2. ... let your glass or bottle out of your sight.
3. ... keep a list of a photocopy of your airline tickets, passport, credit cards separate from your wallet.
4. ... leave valuables and money in plain sight in your vehicle.
5. ... wander into risky areas alone or at night.

### 4. Put the words and expressions in the correct order to give a command or advice.

1. Be / when using / an ATM / careful.
2. Never / from a stranger / a lift / accept.
3. Never / your purse / leave / unattended.
4. Avoid / strangers / their acquaintance / who impose / on you.
5. Be / careful / transport / when entering / public.

### 5. Match English and Russian equivalents.

1	can	a	можно? (вежливая форма обращения за разрешением (согласием))
2	can't	b	нельзя, не должен, категорически запрещается
3	could	c	могу, умею
4	mustn't	d	не стоит, не следует (делать)

<b>5</b>	must	<b>e</b>	следует (совет, рекомендация)
<b>6</b>	should	<b>f</b>	должен, обязан
<b>7</b>	shouldn't	<b>g</b>	нельзя (отказ в разрешении)

**6. Complete the sentences. Use: *smoke* (×2); *enter*; *take*; *listen*; *purchase*; *be*.**

1. There are additional safety measures that you **can** ... to ensure a safe and enjoyable trip.
2. St. Petersburg's regional law regulates hours within which you **can** ... to loud music, drilling, yelling and making other kinds of noise.
3. From 11 pm to 7 am you **should** ... as quiet as possible.
4. One **mustn't** ... in ports, airports, railway stations, public transport stops, theatres, cinemas etc.
5. Outside these types of establishments, you **can** ... 15 meters away area.
6. You **can** ... alcohol, including beer, at supermarkets and shops strictly from 11am until 10 pm.
7. You **can't** ... a stadium when drunk or in possession of alcohol.

**7. Match the answers with the questions to make short conversations. Sometimes more than one answer is possible.**

<b>1</b>	How can I avoid becoming a victim?	<b>a</b>	You can buy it only in stores
<b>2</b>	Can you tell me if there are any restrictions on the purchase and consumption of alcohol?	<b>b</b>	You can't do this in public places like universities, hospitals, government buildings, ports, airports etc.
<b>3</b>	Can I smoke inside?	<b>c</b>	Trust your instincts. If something or someone makes you uneasy, avoid the person or leave
		<b>d</b>	The sale of alcohol in stores is forbidden from 10 p.m. to 11 a.m.
		<b>e</b>	Saint Petersburg is a big city, so you should use the same rules as everywhere
		<b>f</b>	You shouldn't buy it from people on the streets
		<b>g</b>	Outside these types of establishments, you can smoke 15 meters away area
		<b>h</b>	Don't walk alone during late-night hours

**8. Complete the table with crime prevention measures. Divide the following statements (1–12) into four groups according to the type of crime. Some statements can belong to more than one category.**

1. Never talk about money on the telephone to unsolicited callers.
2. Be careful when entering public transport.
3. Keep your mobile phone and valuables out of sight.
4. Scan the area around ATMs before you use them.
5. Avoid strangers who impose their acquaintance on you.
6. Never let strangers borrow your phone to make a phone call.
7. Cover your PIN.
8. Don't carry valuable objects over the shoulder.
9. Don't resist. Give up your property — don't give up your life.
10. Be aware of anyone standing close to the machine.
11. Avoid back pockets.
12. Limit alcohol consumption.

<b>Crime</b>	<b>Preventive Measures</b>
Don't let them <b>pocket</b> it	
How to protect yourself from <b>street robbery</b>	
Protect yourself from <b>ATM theft</b>	
Tips to avoid becoming a <b>fraud or scam victim</b>	

**9. Write from 6 to 9 Personal Safety Tips on the Street.**

## Unit 5 MASTER OF LAW



**Lead-in:** What is the reason for your entering a Master of Law course?  
Look at the title of the text. What do you know about this University?

### READING 1

1. a) Look at the table and provide the missing parts of speech. Search the text or / and use a dictionary. Make sure you know the meaning of the words.

noun	verb	adjective
	contemporize	
crime	—	
underpinning		
	teach	
		collaborative
		graduated
		developed
	assess	

b) Find in the text phrases with the words from the table. Give their Russian equivalents.

*Example:* teaching staff — профессорско-преподавательский состав

2. Read the following words and word combinations to enlarge your vocabulary.

aim <i>v</i>	направлять
approach <i>n</i>	ПОДХОД

assess <i>v</i> assessment	оценивать оценивание
assist <i>v</i> assisted dying	помогать ассистированный суицид, суицид с врачебной помощью
collaboration <i>n</i>	сотрудничество; участие; совместная работа
complete <i>v</i>	закончить; завершить
comprise <i>v</i>	включать
conduct <i>n</i>	поведение
consist (of) <i>v</i>	состоять, быть составленным из (чего-л. / кого-л.)
contemporary <i>a</i>	современный
cover <i>v</i> cover the core areas	охватывать охватывать основные направления
credit <i>n</i>	«кредит» (зачётная единица в высшем учебном заведении); балл (условный балл, начисляемый за прослушивание какого-л. учебного курса; за единицу принимается стандартный курс, длящийся в течение одного семестра; за посещение специальных курсов может начисляться несколько условных баллов; студент обязан в течение года посетить столько курсов, чтобы общее число баллов было не ниже определенного уровня)
culpability <i>n</i>	виновность
detention <i>n</i>	задержание, арест, заключение под стражу
encourage <i>v</i>	стимулировать, поощрять поддерживать
essential <i>a</i>	необходимый, весьма важный
issue <i>n</i>	вопрос, проблема, предмет спора

<p>master <i>n</i>  master's degree  Master of law (LLM)</p>	<p>магистр (учёная степень)  степень магистра  магистр юридических наук  (права)</p>
<p>offence <i>n</i></p>	<p>преступление, правонарушение</p>
<p>offend <i>v</i></p>	<p>совершать преступление</p>
<p>offender <i>n</i></p>	<p>преступник, правонарушитель</p>
<p>penal <i>a</i></p>	<p>уголовный; наказуемый;  пенитенциарный</p>
<p>policy <i>n</i>  policy work</p>	<p>политика; стратегия  государственно-правовой  сектор</p>
<p>postgraduate <i>n</i>  postgraduate courses (studies)</p>	<p>студент магистратуры,  магистрант  магистратура</p>
<p>prison <i>n</i></p>	<p>тюрьма</p>
<p>probation <i>n</i>  probation service</p>	<p>пробация (вид условного  осуждения, при котором  осуждённый остаётся на свободе,  но находится под надзором  сотрудника службы пробации)  служба пробации (форма  социальной работы; социально-  психологическая,  воспитательная и др. работа на  дому с преступниками,  отпущенными на поруки и  членами их семей)</p>
<p>provide <i>v</i></p>	<p>обеспечивать</p>
<p>punishment <i>n</i></p>	<p>наказание</p>
<p>pursue <i>v</i>  pursue a career</p>	<p>заниматься чем-л.  построить (сделать) карьеру</p>
<p>research <i>n</i></p>	<p>(научное) исследование;  исследовательская работа</p>
<p>time <i>n</i>  full-time</p>	<p>время  обучающийся в режиме  полного дня (о студенте,  который обучается по  стандартному графику и обязан</p>

part-time	за определенный период посетить стандартное количество занятий) обучающийся в режиме неполного дня [неполной недели] (о студенте, который обучается по такому графику, что за определенный период посещает меньше занятий, чем студент на стандартном (полном) графике; обычно речь идет о студентах, совмещающих обучение с работой)
treatment <i>n</i>	лечение
underpin <i>v</i>	быть основой, подкреплять (тезис, аргумент и т. п.)

**3. Read the text and decide if each sentence is true or false. Give reasons.**

1. This programme offers the ideal opportunity to study contemporary debates in both criminal law and criminal justice at an undergraduate level.

2. The programme is ideal preparation for students considering further work in the field of criminal law and criminal justice, whether professional or academic.

3. The programme helps postgraduates to develop a deep knowledge in criminal law and criminal justice.

4. One must complete 120 credits of study — 60 credits are taken in the compulsory dissertation and the remaining 60 credits are taken in taught courses.

5. This postgraduate course is taught through traditional lecturing.

6. Group discussion, collaboration, essays and reports encourage the development of postgraduates' writing, analytical, and legal research skills.

# Master of Law in Criminal Law and Criminal Justice

(Edinburgh Law School The University of Edinburgh<sup>1</sup>)

## *Overview*

Criminal law and criminal justice lie at the heart of questions around how we as a society respond to crime. Criminal law and criminal justice underpin many contemporary debates in today's society, such as the legality of assisted dying, the detention and punishment of individuals under recent terrorism legislation, and the treatment and punishment of sex offenders. These are crosscutting debates that resonate across jurisdictions.



The LLM in Criminal Law and Criminal Justice is designed for those who wish to pursue a career in:

- criminal justice (e.g. as a legal practitioner with a focus on criminal law, or as a member of the police, prison or probation services);
- policy work (e.g. as a member of the civil service, a non-governmental organisation or a law reform body); or
- further research in the area (such as doctoral study).

This master's programme aims to provide you with an advanced knowledge and understanding of the key concepts and theories underpinning criminal law and criminal justice.

## *Courses*

This programme can be taken full-time over one year, or part-time over two years (due to current UKVI regulations, the part-time programme is only available to UK and EU students).

The programme consists of 180 credits, comprising taught courses worth 120 credits (60 credits per semester) and a 10,000-word dissertation worth 60 credits.

It will cover the following **core areas** of criminal law and criminal justice:

- current **issues** and **contemporary** debates in criminal law;

---

<sup>1</sup> Source: <https://www.law.ed.ac.uk/study/masters-degrees/llm-criminal-law-and-criminal-justice>.

- fundamental principles of substantive and procedural criminal law (criminal **conduct**, criminal **culpability** and criminal defence);
- criminalization;
- international, transnational and European criminal law;
- sexual offending;
- global crime and insecurity;
- the **penal** process; and
- different **approaches** to understanding and critiquing criminal laws and criminal justice, including doctrinal, comparative, theoretical and socio-legal methods.

The dissertation is written after the taught courses are successfully completed. The 10,000-word dissertation allows you to focus on a preferred topic in the field of criminal law and criminal justice, normally based on a subject you have studied in one of your courses during the programme.

#### *Learning and assessment*

Edinburgh Law School encourages an interactive approach to learning. Students learn from academic teaching staff and develop their learning through discussion and collaboration with their fellow students.

The postgraduate courses use a range of assessment formats, including essays, reports, oral presentations and class participation. These assessments are designed to help you develop writing, analytical, and legal research skills that will be essential in professional life after completion of your degree.

Courses at postgraduate level are not assessed through written exam.

#### **4. Match the English and Russian equivalents.**

<b>1</b>	underpin	<b>a</b>	заниматься чем-л.
<b>2</b>	pursue	<b>b</b>	обеспечивать
<b>3</b>	aim	<b>c</b>	быть основой, подкреплять (тезис, аргумент и т. п.)
<b>4</b>	provide	<b>d</b>	включать
<b>5</b>	comprise	<b>e</b>	направлять
<b>6</b>	cover	<b>f</b>	охватывать
<b>7</b>	focus on	<b>g</b>	стимулировать
<b>8</b>	encourage	<b>h</b>	оценивать
<b>9</b>	assess	<b>i</b>	состоять из (чего-л.)
<b>10</b>	consist of	<b>j</b>	сосредотачиваться

## 5. Match the Russian and English equivalents.

1	теории, лежащие в основе уголовного права	a	provide an advanced knowledge
2	построить карьеру	b	theories underpinning criminal law
3	обеспечить глубокими знаниями	c	comprise taught courses and a dissertation
4	включать аудиторные занятия и диссертацию	d	pursue a career
5	охватывать основные направления уголовного права	e	focus on a topic in the field of criminal law
6	сосредоточиться на теме в области уголовного права	f	cover the core areas of criminal law
7	стимулировать интерактивный подход к обучению	g	assess postgraduate courses
8	оценивать обучение в магистратуре	h	encourage an interactive approach to learning

## 6. Complete the sentences. Use: *core; provide; are assessed; comprise; consists of; focuses on; pursue; encourages.*

1. The main aim of the programme is to ... an advanced knowledge and understanding of criminal law and criminal justice theories.

2. The LL.M is for those who want to ... a career in criminal justice, policy work or further research in the area.

3. The programme ... 180 credits.

4. The credits ... taught courses and the dissertation.

5. The dissertation ... a topic in the field of criminal law and criminal justice.

6. Current issues and contemporary debates in criminal law, global crime and insecurity, criminalization are ... areas of criminal law and criminal justice programme.

7. Edinburgh Law School ... an interactive approach to learning.

8. Courses ... through essays, reports, oral presentations and class participation.

## 7. Answer the questions.

1. What is the main aim of the programme?

2. What employment can one seek after completing the program?

3. What areas does the course touch?
4. What is the final part of the course?
5. What skills essential in professional life do courses develop?

**8. a) Choose the correct word.**

1. The system *aims* / *encourages* / *comprises* to maintain social order, control crime and keep citizens safe.

2. This degree *pursues* / *provides* / *focuses* an opportunity to reach the highest level of profession, it can prepare you for senior leadership roles in criminal justice organizations at all levels of government.

3. You'll be involved in the work of central and local government, think tanks<sup>1</sup>, *discussion* / *underpinning* / *collaboration* with a wide range of people and organisations.

**b) Match the sentences (1–3) to the careers they are related to.**

*policy work*      *criminal justice*      *doctoral study*

**9. Match the words in bold from the text to their synonyms given below.**

*modern*    *guilt*      *problems*      *criminal*      *behavior*  
*methods*              *main questions and subjects*

**10. a) Read the second sentence of the text. What disciplines provide students with knowledge and understanding of these concepts?**

**b) Are these issues actual and relevant across jurisdictions? Give reasons.**

**11. Complete the sentences. Use: *on* (×2); *with*; *in*; *of*.**

1. I am intent *on* pursuing a career ... *policy work*.

2. A professional competence of criminal law specialists is based ... *the development of writing, analytical, and legal research skills*.

3. In the dissertation I am going to focus ... *current issues of criminal law such as the legality of assisted dying*.

4. The annotation of the scientific article should consist ... *no more than 250 words*.

5. English classes provide students ... *some aspects of criminal law in Russia and English-speaking countries*.

---

<sup>1</sup> “Мозговой центр” (совет экспертов в области политики или экономики).

## **12. Translate the sentences from Russian into English using the vocabulary from the text.**

1. Главной целью магистерской программы является обеспечение студентов глубокими знаниями, необходимыми для понимания основных теорий, лежащих в основе уголовного права и уголовного правосудия.

2. Актуальными вопросами уголовного права и уголовного правосудия являются законность ассистированного суицида, содержание под стражей и наказание лиц в соответствии с недавно принятым законом о противодействии терроризму, а также лечение и наказание лиц, совершивших преступления сексуального характера.

3. Данная программа предназначена для тех, кто хочет сделать карьеру в области уголовного правосудия, государственно-правовом секторе или научно-исследовательской деятельности.

4. Объем магистерской программы составляет 180 зачетных единиц, из которых 120 единиц приходится на учебные курсы (аудиторную работу), 60 — диссертацию.

5. Программа охватывает основные направления уголовного права и уголовного правосудия: актуальные вопросы уголовного права, фундаментальные принципы материального и уголовно-процессуального права, международное, транснациональное и европейское уголовное право; глобальную преступность и отсутствие безопасности и др.

6. Написание диссертации является завершающим этапом обучения, минимальный объем диссертации — десять тысяч слов.

7. Работа над диссертацией позволяет сосредоточить внимание на интересующей проблеме исследования.

8. Интерактивный подход к обучению является доминирующим.

9. Обучение строится на совместной деятельности студентов, проведении дискуссий, написании эссе и составлении докладов.

10. Данные методы способствуют развитию письменных, аналитических навыков и навыков исследования в области права, являющихся основными в профессиональной деятельности будущего специалиста.

## **13. a) With a partner make up sentences about the postgraduate courses in Criminal Law of St. Petersburg University of the Ministry of the Interior of Russia based on Task 12.**

**b) Give their English version.**

**LISTENING AND SPEAKING**

**MSc in Criminology and Criminal Justice**

Source: <https://www.youtube.com/watch?v=AF7p3i8kC68>.

You are going to watch a video about experience of studying for an MSc in Criminology and Criminal Justice at Edinburgh University.

***Before watching the video***

**14. Try to remember or revise some words and word combinations to better understand the information.**

**a) remember**

sentencing sentencing guidelines sentencing council	вынесение приговора директивы по вынесению наказания совет по определению мер наказания
compare	сравнивать
judicial discretion	судебное усмотрение, усмотрение суда
judge	судья
adult	взрослый

**b) revise**

degree	звание, учёная степень; диплом
research	(научное) исследование; исследовательская работа
health mental health	здоровье психическое здоровье
grow (grew, grown) growth	расти рост
opportunity	возможность
experience	опыт
quality top quality	качество высшее качество
amazing	изумительный

*While watching the video*

**15. Choose the correct variant.**

1. Rebecca is originally from ....
  - a) Vienna, Austria.
  - b) Lion, France.
  - c) Paris, France.
2.
  - a) Rebecca is on teaching staff at Edinburgh University.
  - b) Rebecca believes that the quality of the teaching staff is very high.
  - c) The university instructors teach students and help in writing their dissertation.
3. Rebecca took two very interesting classes: ...
  - a) Mental Health in First Aid and Criminology.
  - b) Mental Health Issues and Sexual Offending.
  - c) Mental Health in Crime and Cybercrime.
4. Criminology research method class is ....
  - a) highly recommended.
  - b) optional.
  - c) actual and really helpful.
5. Rebecca's dissertation examines ... in England and Australia.
  - a) sentencing councils
  - b) sentencing guidelines
  - c) sentencing the mentally ill
6. The comparison was done to reveal how judicial discretion of judges was ...
  - a) defined.
  - b) exercised.
  - c) controlled and limited.
7. While studying Rebecca ...
  - a) attended a conference of Scottish Sentencing Council.
  - b) presented her dissertation at a conference.
  - c) was chosen by Fiona Jamison, a professional in sentencing, as a delegate to the International Students' Conference on Sentencing.
8. Taking a degree at the University of Edinburgh ....
  - a) stimulates personal and professional growth.
  - b) makes you an experienced specialist.
  - c) helps a career change.

### *After watching the video*

**16. Put the questions to the true statements of the previous task in order.**

1. Did you participate at any conference?
2. What is worth learning?
3. What is the level of teaching at the University?
4. What was the research problem of your thesis?
5. What classes did you attend?
6. Why do you recommend studying for a MSc at the University of Edinburgh?
7. Where are you from?
8. What was your dissertation devoted to?

**17. Work in pairs. Act out a dialogue between Rebecca and an applicant for a postgraduate course of the University of Edinburgh. Use Tasks 15 and 16 if necessary.**

### **Role Play**

**Situation:** You are participants of an international meeting. Discuss Master Programmes of different countries.

Study the core areas and the Degree Programme Table (see below), use the information of the video. Compare the disciplines, credits and the duration of studies.

*Student A:* a postgraduate of Master of Law in Criminal Law and Criminal Justice programme of Edinburgh Law School.

*Student B:* a postgraduate of postgraduate courses in Criminal Law of St. Petersburg University of the Ministry of the Interior of Russia.

### **Useful Language**

Master of Law in Criminal Law and Criminal Justice programme of Edinburgh Law School...

The postgraduate courses in Criminal Law of St. Petersburg University of the Ministry of the Interior of Russia...

... can be taken ...

... lasts for ... year / years

... while ...takes ... year / years

... provide an advanced knowledge and understanding in ...  
... consists of ... credits  
... comprise such sciences / courses / taught courses as ...  
... cover the following core areas ...

### **Degree Programme Table**

---

#### **Criminal Law and Criminal Justice (LLM) (Full-time): 180 credits**

##### *Compulsory courses*

Current Issues in Criminal Law (20 credits)

General Principles of Criminal Law (20 credits)

##### *Core courses*

You must select between 40 and 80 credits of the following courses:

Criminal Justice and Penal Process (20 credits);

Global Crime and Insecurity (20 credits);

International criminal law (40 credits);

Mental health and crime (20 credits);

Responding to Global Crime and Insecurity (20 credits);

Sexual Offending and the Law (20 credits).

##### *Dissertation*

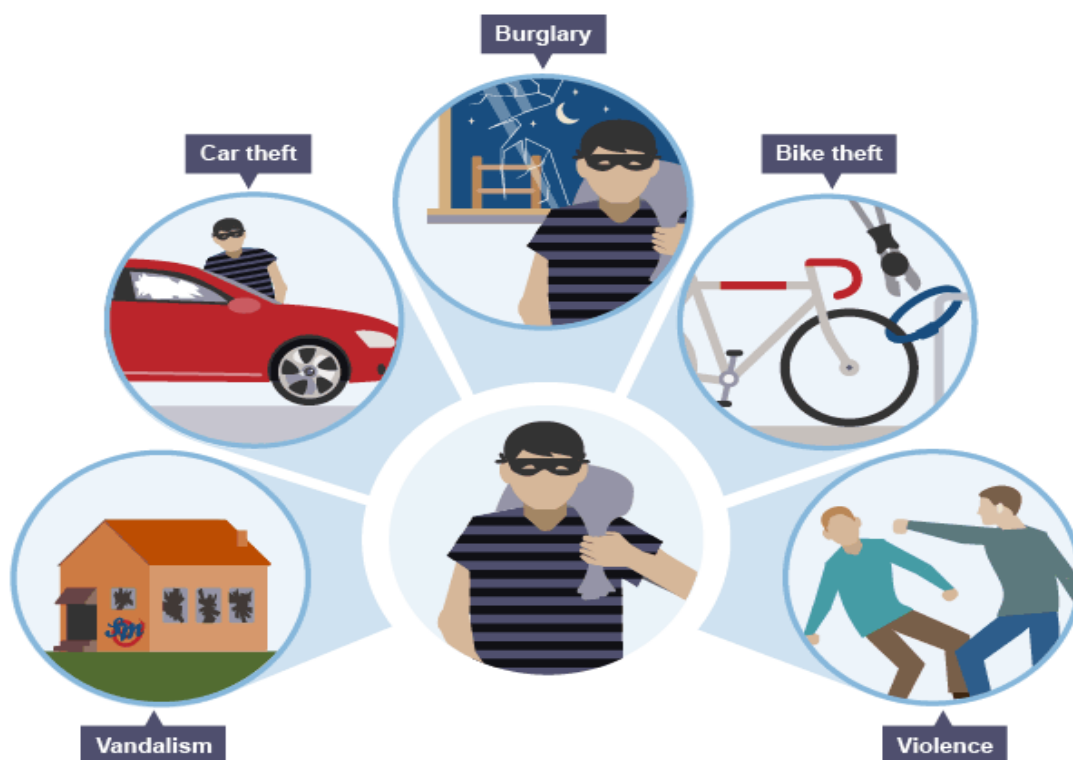
10,000 words, 120 credit points

---

**18. Speak on a Master of Law Course at St. Petersburg University of the Ministry of the Interior of Russia or / and at Edinburgh Law School.**

## READING 2

### Classification of Crimes



**1. Read the definitions of crime both in English and Russian. Fill in the vocabulary list below. What part of speech are the words in the sentence?**

A **crime** is a socially dangerous act committed with guilt and prohibited by this Code under threat of punishment.

**Преступлением** является виновно совершенное общественно опасное деяние, запрещенное настоящим Кодексом под угрозой наказания.

преступление	
деяние	
вина, виновность	
угроза	
наказание	
наказывать	
совершать (что-либо противозаконное)	
совершение (преступления)	
запрещать	
опасный	
опасность	

2. Read paragraph 4 of the text and find a phrase of non-English origin. Why are words of this language used in Criminal Law? What other judicial terms of the same origin do you know?



3. Read the following words and word combinations to enlarge your vocabulary.

abuse <i>n/v</i>	злоупотребление, дурное обращение / злоупотреблять
aim (at) <i>v</i> aim directly and indirectly	направлять направлять прямо или косвенно
belong (to) <i>v</i>	принадлежать
cause <i>n/v</i> cause harm intentional causing	причина / причинять причинять вред умышленное причинение
comprise <i>v</i>	включать; заключать в себе
consequence <i>n</i>	последствие; следствие
consider <i>v</i>	считать
corpus delicti ['kɔ:pəs dɪ'liktɪ]	состав преступления
crime <i>n</i> commit (a) crime crimes of little gravity  crimes of average gravity grave crimes especially grave crimes	преступление совершить преступление преступления небольшой тяжести  преступления средней тяжести тяжкие преступления особо тяжкие преступления
culpability <i>n</i>	виновность
damage (to) <i>n/v</i>  damage to property  inflict damage	ущерб / причинять ущерб, убыток, вред; повреждать имущественный, материальный ущерб, повреждение имущества причинять (наносить) ущерб
danger <i>n</i> put one's life in danger	опасность подвергать опасности чью-л. жизнь
define <i>v</i>	определять, давать определение (какому-л. понятию)

determine <i>v</i>	определять, устанавливать
dignity <i>n</i>	достоинство
divide (into) <i>v</i>	делить, делиться (на несколько частей, групп)
depend (on) <i>v</i>	зависеть
fine <i>n</i> impose fine	штраф назначать штраф
force <i>n</i> involve force	насилие влечь насилие, сопряжены с применением насилия
guilt <i>n</i>	вина, виновность
harm <i>n</i> cause harm inflict harm	вред; убыток, урон, ущерб приносить вред, убыток нанести, причинить вред
imprisonment <i>n</i>	тюремное заключение, лишение свободы
intention <i>n</i>	намерение; умысел
involve <i>v</i>	вовлекать, включать
negligence <i>n</i>	неосторожность, халатность
order <i>n</i> public order	порядок общественный порядок
punishment <i>n</i>	наказание
responsibility <i>n</i> bear responsibility criminal responsibility subject to criminal responsibility	ответственность нести ответственность уголовная ответственность подлежащий уголовной ответственности
sentence <i>v/n</i>  sentencing <i>n</i>	приговор, осуждение; наказание / выносить приговор вынесение приговора; назначение наказания
steal <i>v</i>	воровать, красть
source <i>n</i>	источник
threat <i>n</i> threat of punishment	угроза угроза наказания

## Crime Vocabulary List

abuse of power	злоупотребление властью, превышение служебных полномочий
arson	поджог
battery	побои
disobey an order	неисполнение приказа
driving under the influence	управление автомобилем в состоянии наркотической интоксикации
drug illegal acquisition, possession, transportation, manufacture and processing of drugs	наркотик незаконное приобретение, хранение, транспортировка, производство и переработка наркотиков
embezzlement	присвоение или растрата имущества
fraud	обман; мошенничество
hostage-taking	захват заложников
kidnapping	похищение людей
money laundering	отмывание денег
murder	убийство (предумышленное, совершённое со злым умыслом)
smuggling smuggling of alcohol and/or tobacco goods	контрабанда незаконный ввоз алкоголя и/или табачных изделий
stealing	хищение
rape	изнасилование
riot mass riots	нарушение общественной тишины и порядка массовые беспорядки
robbery	грабёж с насилием, разбой, ограбление
theft	воровство, кража
stealing	хищение, воровство, кража

**4. Read the text and decide whether each sentence is true or false. Give reasons.**

1. Judicial precedent is the main source of criminal law of the Russian Federation.

2. Types of crimes and descriptions of punishments that should be imposed on convicted offenders are listed in the General Part of the Criminal Code.

3. The main characteristics of crime are illegality, a real danger, culpability, and punishability.

4. Depending on the nature and degree of social danger, crimes are classified into two categories: grave crimes and especially grave crimes.

5. Crimes against the person usually involve physical harm or force, the threat of physical harm.

6. Robbery seems to be the most serious crime against the person.

7. Property crimes include crimes relating to theft or destruction of someone else's property.

8. The most common type of property crimes is motor vehicle theft.

**Criminal Code of the Russian Federation.  
Classification of Crimes**

(1) The Criminal Code of the Russian Federation is the main source of criminal law. In general terms, a criminal code is a set of written laws related to criminal offences and descriptions of punishments that should be imposed on convicted offenders.

(2) The Criminal Code of the Russian Federation is divided into the General Part and the Special Part.

The General Part determines the general principles of the criminal code, the ground for criminal responsibility, defines the crime and its elements, punishment and its types and so on.

The Special Part of the Criminal Code describes various crimes and punishments.

(3) According to the Criminal Code of the Russian Federation a **crime** is a socially dangerous act committed with guilt and prohibited by this Code under threat of punishment.

As stated above the main and interrelated characteristics of crime are *illegality, social danger, culpability, and punishability*.

(4) The ground for criminal responsibility is the commission of an act containing all elements of *corpus delicti* under this Code. Corpus delicti

comprises four elements such as *the object of crime, the objective element, the subject of crime and the subjective element*.

*The object of crime* describes social relations that have been affected by a criminal offence. They may broadly include the protection of human rights and freedoms, property, public order and public security, environment, constitutional system of the Russian Federation, and peace and security of mankind.

*The objective element* refers to the socially dangerous act, socially dangerous consequences and the causal link between these two sides.

*The subjective element* of a crime is revealed through guilt, motive and aim to commit a crime. Russian criminal law recognizes intention and negligence as two categories of guilt.

*The subject of crime* is a person who committed a crime and is subject to criminal responsibility.

(5) Under the general part the age of criminal responsibility is 16. People aged 14 and over will bear responsibility just for especially grave crimes such as murder, rape, kidnapping, etc.

(6) Depending on the nature and degree of social danger, crimes are classified into four categories: *crimes of little gravity, crimes of average gravity, grave crimes, and especially grave crimes*.

This distinction is used to determine sentencing of offenders and the type of correctional institutions to which they are sent.

According to this classification, *crimes of little gravity* can include such crimes as theft, battery, driving under the influence, etc. *Crimes of average gravity* are illegal acquisition, possession, transportation, manufacture and processing of drugs, failure to comply with order, organising an extremist community, etc. *Grave crimes* cover mass riots, hostage-taking, etc. Murder, rape, terrorist attacks, genocide are considered to be *especially grave crimes*.

(7) The Special Part of the Criminal Code includes a list of crimes: *crimes against the person, crimes in the sphere of economics, crimes against public security and public order, etc.*

(8) **Crimes against the person** are such guilty illegal acts, which involve force and directly and indirectly are aimed at causing harm to the person, his life, health, freedom, honor, and dignity.

*Murder* seems to be the most serious crime against the person. Murder is the intentional causing death of another person. Firearms, cold arms and other items, physical and psychological abuse can be used to take a person's life as well as inflict harm.

Discrimination and plagiarism are also considered crimes against the person.

(9) *Crimes against property* belong to **crimes in the sphere of economics**. These crimes are aimed at property. Property crime is any crime involving theft or destruction or damage to property that belongs to another person. One of the most common types of property crimes is *stealing*. It covers the following offences: theft, fraud, embezzlement, robbery, etc.

Smuggling of alcohol and/or tobacco goods, abuse of power, money laundering are also economic crimes.

(10) **Crimes against public security and public order** comprises crimes against public security, population health, public morality, traffic safety, ecology, etc.

*Terrorism* is considered to be among external and internal threats to Russia's national security<sup>1</sup>.

As any crime a terrorist attack consists of four elements which constitute *corpus delicti*. The comments on Article 205 say that the main object of this crime is public safety. Additional objects can include life, health, property and other interests of natural persons and legal entity. Objective element comprises the following: carrying out an explosion, setting fire or other actions intimidating the population or putting their lives in danger, inflicting property damage or other grave consequences. The essential sign of subjective element is purpose availability. The special purpose of an act of terrorism is to influence the decision-making of the authorities or international organisations.

The Criminal Code states that a terrorist attack prevention requires a person's voluntary actions to prevent an explosion, arson and loss of life inadmissibility.

(11) Other types of criminal offences include *crimes against state power, crimes against military service and crimes against the peace and security mankind*.

## **5. Answer the questions.**

1. What is the structure of the Criminal Code of the Russian Federation?
2. What does the General Part cover?
3. What is a crime according to the Criminal Code?

---

<sup>1</sup> National Security Concept of the Russian Federation.

4. What makes the basis for criminal responsibility?
5. What are the elements of corpus delicti?
6. What age are persons subject to the criminal law?
7. What is classification of crimes based on their severity?
8. What are types of crime under the Criminal Code?

**6. Check these words /crimes in the vocabulary list, a dictionary or the Criminal Code.**

• murder (105)<sup>1</sup> • battery (116) • kidnapping (126) • rape (131)

• theft (158) • fraud (159) • embezzlement (160) • robbery (161)  
 • money laundering (174) • smuggling of alcohol and / or tobacco goods (200.2) • abuse of power (201)

• terrorist attack (205) • hostage-taking (206) • mass riots (212)  
 • illegal acquisition, possession, transportation, manufacture and processing of drugs (228) • driving under the influence (264)

• disobey an order (332)

**7. Make up sentences about types of crime. Use: *is; are; include; cover; comprise.***

*Example: Crimes against public security and public order are driving under the influence, illegal acquisition, possession, transportation, manufacture and processing of drugs, etc.*

*Crimes in the sphere of economics cover theft, fraud and other crimes, etc.*

*Genocide is a crime against the peace and security mankind.*

**8. Which of the offence / offences don't fit the type of criminal crimes? Check in the text or the Criminal Code of the Russian Federation. Continue the list.**

1. *Crimes against the person* involve mass riots, battery, kidnapping, a terrorist attack, rape.

2. *Crimes in the sphere of economics* include money laundering, hostage-taking, abuse of power, theft, robbery.

---

<sup>1</sup> The number means the article of the Criminal Code.

3. *Crimes against public security and public order* comprise mass riots, smuggling of alcohol and/or tobacco goods, driving under the influence.

4. *Crimes against state power* include organising an extremist community, embezzlement.

5. *Crimes against military service* cover failure to comply with order, mass riots.

6. Genocide, terrorist attacks are considered to be *crimes against the peace and security mankind*.

**9. What punishment can be imposed for the crimes listed above? Consult the Criminal Code if necessary. Make up sentences. Use: *is imposed by; is punishable by; is punished by* and the phrases below.**

*Example:* Driving under the influence is imposed by 30 000 roubles fine and deprivation of the right to drive a transport vehicle for a term of up to two years.

- fine (from ... to ... / ranging from ...to...)
- months / years imprisonment / deprivation of liberty / limitation of freedom for a term of up to
- compulsory labour
- medical treatment
- deprivation of the right to hold specific offices or to engage in specified activities
- restriction of military service

**10. Match the English and Russian equivalents.**

<b>1</b>	source	<b>a</b>	делить
<b>2</b>	determine	<b>b</b>	определять
<b>3</b>	divide (into)	<b>c</b>	источник
<b>4</b>	responsibility	<b>d</b>	нести (ответственность)
<b>5</b>	bear	<b>e</b>	ответственность
<b>6</b>	ground	<b>f</b>	тяжесть
<b>7</b>	grave	<b>g</b>	основание
<b>8</b>	gravity	<b>h</b>	тяжкий
<b>9</b>	property	<b>i</b>	зависеть
<b>10</b>	belong (to)	<b>j</b>	кража
<b>11</b>	theft	<b>k</b>	принадлежать
<b>12</b>	depend (on)	<b>l</b>	собственность

**11. Complete the sentences. Use:** *guilt; economics; source; terrorist attack; gravity; corpus delicti; is divided; power; General Part; theft peace; bear; responsibility; grave; Special Part; person; security; service; murder.*

1. The Criminal Code of the Russian Federation is the main ... of criminal law.

2. The Criminal Code of the Russian Federation ... into the General Part and the Special Part.

3. The ... determines the general principles of the criminal code, the ground for criminal responsibility, defines the crime and its elements, punishment and its types and so on.

4. The ... of the Criminal Code describes various crimes and punishments.

5. According to the Criminal Code of the Russian Federation a crime is a socially dangerous act committed with ... and prohibited by this Code under threat of punishment.

6. The ground for criminal responsibility is the commission of an act containing all elements of ...: the object of crime, the objective element, the subject of crime and the subjective element.

7. The age of criminal ... is 16.

8. People aged 14 and over ... responsibility for especially grave crimes such as murder, rape, kidnapping.

9. Depending on the nature and degree of social danger, crimes are classified into four categories: crimes of little ..., crimes of average gravity, ... crimes, and especially grave crimes.

10. There are six types of criminal offences in the Special Part of the Criminal Code: crimes against the ..., crimes in the sphere of ..., crimes against public ... and public order, crimes against state....., crimes against military ... and crimes against the ... and security mankind.

11. ... seems to be the most serious crime against the person.

12. One of the most common types of property crimes is ...

13. A ..., especially grave crime, belongs to crimes against public security and public order.

**12. Match the English and Russian equivalents.**

<b>1</b>	делится на	<b>a</b>	determine the general principles
<b>2</b>	определять общие принципы	<b>b</b>	is divided into
<b>3</b>	определять преступление и его состав	<b>c</b>	describe various crimes and punishments for such offences

<b>4</b>	описывать различные преступления и наказания за данные преступления	<b>d</b>	depending on the nature and degree of social danger
<b>5</b>	нести ответственность	<b>e</b>	define the crime and its elements
<b>6</b>	в зависимости от характера и степени общественной опасности	<b>f</b>	bear responsibility
<b>7</b>	подразделяются на четыре категории	<b>g</b>	include a list of crimes
<b>8</b>	предусматривает следующие виды преступлений	<b>h</b>	are classified into four categories
<b>9</b>	сопряжены с применением насилия	<b>i</b>	involving theft
<b>10</b>	прямо или косвенно направлены на	<b>j</b>	cause harm to the person, his dignity
<b>11</b>	причинение вреда человеку, его достоинству	<b>k</b>	involve force
<b>12</b>	связанное с хищением	<b>l</b>	are aimed directly and indirectly at
<b>13</b>	уничтожение или повреждение имущества	<b>m</b>	the most common type of crimes
<b>14</b>	принадлежать другому лицу	<b>n</b>	destruction or damage to property
<b>15</b>	наиболее распространенный вид преступлений	<b>o</b>	belong to another person

### 13. Translate the sentences.

1. Уголовный кодекс Российской Федерации является основным источником уголовного права.

2. Уголовный кодекс делится на общую и особенную части.

3. Общая часть определяет общие принципы уголовного кодекса, основания уголовной ответственности, определяет преступление и его состав, наказание и его виды и т. д.

4. Особенная часть Уголовного кодекса описывает различные преступления и наказания за их совершения.

5. В соответствии с Уголовным кодексом Российской Федерации преступлением является общественно опасное деяние, виновно совершенное и запрещенное настоящим Кодексом под угрозой наказания.

6. Возраст наступления уголовной ответственности — 16 лет. Лица, достигшие 14 лет, несут ответственность за особо тяжкие преступления, такие как убийство и изнасилование.

7. В зависимости от характера и степени общественной опасности преступления подразделяются на четыре категории: преступления небольшой тяжести, преступления средней тяжести, тяжкие преступления и особо тяжкие преступления.

8. Особенная часть Уголовного кодекса предусматривает следующие виды уголовных преступлений: преступления против личности, преступления в сфере экономики и др.

9. Преступления против личности сопряжены с применением насилия и прямо или косвенно направлены на причинение вреда человеку, его жизни, здоровью, свободе, чести и достоинству.

10. Убийство — самое тяжкое преступление против личности.

11. К преступлениям против личности также относятся ...

12. Преступления против собственности относятся к преступлениям в сфере экономики.

13. Имущественное преступление — это любое преступление, связанное с хищением, уничтожением или повреждением имущества, принадлежащего другому лицу.

14. К экономическим преступлениям также относятся ...

15. К другим видам преступлений относятся преступления против общественной безопасности и общественного порядка, преступления против государственной власти, преступления против военной службы и преступления против мира и безопасности человечества.

#### **14. Speak on the Criminal Code of the Russian Federation.**

## TEXT RENDERING

При реферировании различных типов научного текста можно придерживаться следующего плана:

- Introduction (введение).
- Text Structure Analysis (анализ структуры текста).
- Conclusion (заключение).

1. В первой части краткого изложения основного содержания нужно указать *название реферируемого текста, его автора, место и время публикации*, а также сформулировать его *основную идею*. Речевые модели представлены в *Таблице 1 — Introduction*.

2. При анализе непосредственно содержания текста можно разделить текст на *логические части*, сформулировать основную идею и **кратко** изложить содержание каждой из них (рекомендуемый объём составляет треть исходного текста), используя клише, представленные в *Таблице 2 — Text Structure Analysis*.

3. В заключительной части необходимо дать *оценку* прочитанному тексту, проанализировать его новизну, актуальность, практическую значимость. Речевые модели для написания заключения представлены в *Таблице 3 — Conclusion. Summarizing statements. Your opinion of the article*.

Уделите особое внимание перефразированию.

### (1) Introduction

The title of the journal / the book is	Название журнала / книги
The text under discussion is headlined	Обсуждаемый текст называется
The text deals with (the problem of)	В тексте рассматривается (проблема)
The main idea of the article is ...	Основная идея статьи
The extract from the book is about ..	Отрывок из книги о ...
The article is devoted to ...	Статья посвящена ...
The purpose of the text is to give the reader some information (data) about ...	Цель текста — дать читателю некоторую информацию (данные) о ...

### (2) Text Structure Analysis

The author starts by saying that ...	Автор начинает с того, что...
It is clear from the text that ...	Из текста ясно, что...

The author ~ looks at ~ takes a quick look at ~ examines (the problem of)	Автор ~ изучает (рассматривает) ~ кратко останавливается на ~ исследует (проблему)
The author ~ introduces ~ informs the readers that  ~ describes ~ characterizes ~ shows ~ defines ~ discusses ~ demonstrates ~ analyses ~ suggests ~ recommends	Автор ~ знакомит ~ информирует читателей о том, что ~ описывает ~ характеризует ~ показывает ~ определяет ~ обсуждает ~ демонстрирует ~ анализирует ~ предлагает ~ рекомендует
The author ~ highlights / stresses ~ states that ~ draws the readers' attention to ~ points out ~ puts emphasis on ~ focuses on ~ comments on	Автор ~ подчеркивает ~ утверждает, излагает ~ обращает внимание читателей на ~ указывает ~ делает акцент ~ обращать (внимание) ~ комментирует
The article describes ...	В статье описывается...
According to the text ...	Согласно тексту ...
The article further says that ...	Далее в статье говорится, что...
Further the author reports (says) that	Далее автор сообщает (говорит), что
Among the other problems the author raises the problem of ...	Среди других проблем автор поднимает проблему
One of the main problems is the problem of ...	Одной из основных проблем является проблема ...
Great importance is also attached to	Большое значение придается также ...

It should be noted that ...	Необходимо отметить, что ...
Firstly /First of all	Во-первых /Прежде всего
Secondly	Во-вторых
Thirdly	В-третьих
Then / Next / After that	Далее, затем
Finally	В заключении

### **(3) Conclusion. Summarizing statements. Your opinion of the article**

The author comes to the conclusion that ...	Автор приходит к выводу, что...
To sum it up ...	Подводя итог...
Summing the text up ...	
In conclusion I want to say that	В заключение я хочу сказать, что
To conclude I'd like to say that	В заключение я хотел бы сказать, что
I found the article interesting (important, dull, of no value, too hard to understand ...)	Статья показалась мне интересной (важной, скучной, бесполезной, слишком трудной для понимания ...)
The problem of the article is of great importance ...	Проблема статьи имеет большое значение ...
It is common knowledge that ...	Общеизвестно, что
It's essential / extremely important to understand	Важно / чрезвычайно важно понять
Because of / due to / for this reason	Из-за / по причине / по этой причине
I totally / completely / absolutely agree with	Я полностью / полностью / абсолютно согласен с
The author is correct to point out	Автор справедливо отмечает
To a certain extent I agree ...but	В какой-то степени я согласен с этим ... но
I disagree with / I couldn't agree to this / I don't support the idea of	Я не согласен / Я не могу согласиться с этим / Я не поддерживаю идею о том, что

**15. Read the text “Criminal Code of the Russian Federation. Classification of Crimes” passage by passage or part by part. Highlight the topic sentence of each paragraph / part. Make notes of its key ideas.**

**16. Match the phrases.**

<b>1</b>	The text under discussion is headlined	<b>a</b>	the Criminal Code of the Russian Federation is the main source of criminal law
<b>2</b>	The purpose of this text is to give readers some information	<b>b</b>	structure of the Code. There are two parts in it, known as general and special.
<b>3</b>	The author starts by saying that	<b>c</b>	“Criminal Code of the Russian Federation. Classification of Crimes”
<b>4</b>	Then the author looks at the	<b>d</b>	the General part
<b>5</b>	The author gives a review of	<b>e</b>	about the Criminal Code of our country
<b>6</b>	It is clear from the text that	<b>f</b>	it is of great importance and help for those who start studying law
<b>7</b>	Further the author focuses on	<b>g</b>	corpus delicti and its elements
<b>8</b>	The text informs about	<b>h</b>	a crime is a socially dangerous act committed with guilt and prohibited by this Code under threat of punishment
<b>9</b>	The author highlights	<b>i</b>	some types of crime and finally gives a detailed analysis of a terrorist attack, describing its corpus delicti
<b>10</b>	After that the author describes	<b>j</b>	the crime classification depending on the nature and degree of social danger. According to this classification there are crimes of little gravity, crimes of average gravity, grave crimes, and especially grave crimes
<b>11</b>	The author analyses	<b>k</b>	the age of criminal responsibility
<b>12</b>	Information of the Criminal Code is common knowledge for specialists in jurisprudence, but	<b>l</b>	the Special Part of the Criminal Code

**17. Work in pairs. Render the text using your notes.**

## ADDITIONAL TASKS

### 1. Match the Latin and Russian equivalents.

1	ad hoc	a	специальный, для данного случая, для данной цели
2	et alii (et al.) [et'eiliə]- [et'æɪ]	b	и так далее; и прочее
3	et cetera (etc.) [it'set(ə)rə, et-]	c	по сути, по существу, в сущности; в действительности
4	exempli gratia (e.g.) [ɪg, zemplai'gra:tɪa:]	d	и прочие
5	id est (i.e.)	e	против
6	per se [pɜ:'seɪ]	f	то есть (полный графический английский вариант that is)
7	sic	g	например
8	versus (vs. or v.)	h	так! (помета, которая ставится в книгах напротив слов, переписанных из другого источника и представленных в ненормативной авторской орфографии)

### 2. Match the Latin terms with the Russian equivalents.

1	de facto [dei'fæktəu]	a	де-юре, юридически; по закону
2	ipso facto [ipsəu'fæktəu]	b	ежегодно
3	de jure [dei'dʒuəri]	c	де-факто, фактически, в реальности, на самом деле
4	inter alia [intər'eiliə]	d	в силу самого факта
5	per annum [pə(r)'ænəm]	e	а именно
6	pro forma [prəu'fɔ:mə]	f	в числе прочего, в частности
7	quorum	g	полностью дееспособный
8	sui juris [su:i: 'dʒʊərɪs]	h	ради формы; для проформы
9	ultra vires [ʌltrə 'vɪri:z, 'ʊltrə: 'vi:reɪz]	i	вне компетенции; с превышением правомочий
10	videlicet [vi'delɪsɛt, vɪ-, -kɛt]	j	кворум

### 3. Translate the sentences paying attention to the Latin phrases.

1. All part-timers should be paid the same, **pro rata**, as full-timers doing the same job.
2. Scotland's trespass laws are grey and **de facto** freedom to walk operates, provided good manners are demonstrated.
3. If a crime occurs then there is, **ipso facto**, a guilty party.
4. The committee recommended, **inter alia**, him to be promoted.
5. Kenya's population is growing at 4.1 per cent **per annum**.
6. It is also likely that the investors will not insist on their own presence to constitute a **quorum** at board meetings.
7. The term **sui juris** is used in both civil law, and in the canon law that is followed by the Catholic Church.
8. All these transactions could be declared **ultra vires**.
9. The meaning of the Constitution is determined by one — and only one — body, **videlicet**, the U.S. Supreme Court.
10. We'll hire more staff on an **ad hoc** basis.
11. Abortion was legalized nationally in the United States following the Roe **versus** Wade case.
12. The case of Independent Counsel v. Bangura **et al.** was completed in October 2012.
13. They ask for your personal details — age, sex, nationality, **etc.**
14. You often write a slash between alternatives, **e.g.** “and/or”.
15. It is not these facts **per se** that are important.
16. The notice outside the office said “Closed on Wednesday” [**sic**].

## TEST PREPARATION

### *Example*

#### **1. Read and translate the text.**

#### **2. Answer the following questions:**

- 1) What public holiday is celebrated on March 17?
- 2) What are possible consequences of the festival?
- 3) Is there any improvement in a criminal situation around this holiday?
- 4) What are police activities during the celebration?
- 5) What way do police try to prevent unpleasant and sometimes even serious consequences of the festival?

#### **3. Headline the text.**

#### **4. Divide the text into parts and headline them.**

#### **5. Make law enforcement vocabulary word list based on the text.**

#### **6. Render the text using your notes.**

### *Text*

Saint Patrick's Day is a cultural and religious holiday honoring the death of Saint Patrick that falls on March 17 each year. Today, Saint Patrick's Day is known as a drinking holiday, where the streets and bars are filled with people looking for a good time. However, excessive drinking can lead to a variety of woes, including sexual assault, driving under the influence (DUI) accidents, or even death. It's imperative to understand the effects of alcohol and the risks associated with drinking too heavily or getting behind the wheel while intoxicated.

During Saint Patrick's Day weekend, 2019, there were almost 4,000 arrests in Arizona. Patrols statewide made 366 DUI arrests from Friday to Sunday, according to the Arizona Governor's Office of Highway Safety.

While it was the highest total of the last three years, it was only a slight tick up from the 358 DUI arrests over the same weekend in 2018 and the 349 in 2017.

Those figures include all misdemeanor and aggravated DUI arrests. During that time, 99 of those DUI arrests involved extreme blood alcohol content (BAC) levels, indicating that those individuals should never have considered getting behind the wheel. Ten individuals under the age of 21 were also arrested for DUI.

In Arizona, you are susceptible to being caught driving under the influence, especially during drinking holidays such as Saint Patrick's Day. Arizona law enforcement uses tactics such as DUI patrols, increased focus on impaired drivers and checkpoints to catch those who are driving while intoxicated. The number of officers on the road is increased, officers are extra vigilant of impaired drivers, and checkpoints allow officers to stop and question those who are driving.

Receiving a DUI or causing an accident is not the only fear when it comes to Saint Patrick's Day. Alcohol poisoning is greatly associated with binge drinking, and could lead to emergency room visits or death. In Arizona 2.5 % of all emergency room visits and 4.5 % of inpatient hospitalizations were related to excess alcohol use. Alcohol is a central nervous system depressant, which, when taken too much, slows the breathing and can lead to serious problems. At 0.10 % BAC, your movements and speech become clumsy. At 0.20 % BAC, you're extremely drunk and 100 times more likely to get into a traffic accident. Once an individual reaches 0.50 % BAC, they could enter into a coma or even die. Individuals are much more likely to experience alcohol poisoning or adverse effects of alcohol when they are binge drinking, something that occurs widespread on Saint Patrick's Day.

In order to keep yourself and others safe on Saint Patrick's Day, be informed of how to keep yourself safe. Designate a driver before the drinking even begins. Eat food before and while drinking, and slow down your drinking to avoid alcohol poisoning. Be sure to drink non-alcoholic drinks, especially water, in between alcoholic beverages.

Police also recommend the following easy steps to have a safe and happy St. Patrick's Day:

- Plan a safe way home before the festivities begin.
- Before drinking, designate a sober driver and leave your car keys at home.
- If you're impaired, use a taxi, call a sober friend or family member, or use public transportation to get home safely.
- Use your community's sober ride program
- Report Drunk Drivers - Call 911.
- And remember, if you know someone who is about to drive a car or ride a motorcycle while impaired, take the keys and help that person make other arrangements to get to where he or she is going safely.

## Test Sample

### 1. (Перевод текста).

### 2. Ответы на вопросы:

1) Saint Patrick's Day is celebrated on March 17.

2) Possible consequences of the festival are excessive drinking which can lead to a variety of woes, including sexual assault, driving under the influence (DUI) charges or accidents, or even death.

3) According to data there was only a slight tick up from the 358 DUI arrests over the same weekend in 2018 and the 349 in 2017.

4) Arizona law enforcement uses tactics such as DUI patrols, increased focus on impaired drivers and checkpoints to catch those who are driving while intoxicated.

5) Police provide some crime prevention advice. It comprises the following tips: plan a safe way home before the festivities begin; before drinking, designate a sober driver and leave your car keys at home; if you're impaired, use a taxi, call a sober friend or family member, or use public transportation to get home safely; use your community's sober ride program; Report Drunk Drivers — Call 911; remember, if you know someone who is about to drive a car or ride a motorcycle while impaired, take the keys and help that person make other arrangements to get to where he or she is going safely.

### 3. Заголовок текста: Saint Patrick's Day in Arizona.

### 4. Структурирование текста:

#### 1) Why are we worried about Saint Patrick's Day?

Saint Patrick's Day is a cultural and religious holiday honoring the death of Saint Patrick that falls on March 17 each year. Today, Saint Patrick's Day is known as a drinking holiday, where the streets and bars are filled with people looking for a good time. However, excessive drinking can lead to a variety of woes, including sexual assault, driving under the influence (DUI) accidents, or even death. It's imperative to understand the effects of alcohol and the risks associated with drinking too heavily or getting behind the wheel while intoxicated.

#### 2) Saint Patrick's Day and DUI's

During Saint Patrick's Day weekend, 2019, there were almost 4,000 arrests in Arizona. Patrols statewide made 366 DUI arrests from Friday to Sunday, according to the Arizona Governor's Office of Highway Safety.

While it was the highest total of the last three years, it was only a slight tick up from the 358 DUI arrests over the same weekend in 2018 and the 349 in 2017.

Those figures include all misdemeanor and aggravated DUI arrests. During that time, 99 of those DUI arrests involved extreme blood alcohol content (BAC) levels, indicating that those individuals should never have considered getting behind the wheel. Ten individuals under the age of 21 were also arrested for DUI.

In Arizona, you are susceptible to being caught driving under the influence, especially during drinking holidays such as Saint Patrick's Day. Arizona law enforcement uses tactics such as DUI patrols, increased focus on impaired drivers and checkpoints to catch those who are driving while intoxicated. The number of officers on the road is increased, officers are extra vigilant of impaired drivers, and checkpoints allow officers to stop and question those who are driving.

### **3) Alcohol poisoning from binge drinking**

Receiving a DUI or causing an accident is not the only fear when it comes to Saint Patrick's Day. Alcohol poisoning is greatly associated with binge drinking, and could lead to emergency room visits or death. In Arizona, 2.5 % of all emergency room visits and 4.5 % of inpatient hospitalizations were related to excess alcohol use. Alcohol is a central nervous system depressant, which, when taken too much, slows the breathing and can lead to serious problems. At 0.10 % BAC (blood alcohol concentration), your movements and speech become clumsy. At 0.20 % BAC, you're extremely drunk and 100 times more likely to get into a traffic accident. Once an individual reaches 0.50 % BAC, they could enter into a coma or even die. Individuals are much more likely to experience alcohol poisoning or adverse effects of alcohol when they are binge drinking, something that occurs widespread on Saint Patrick's Day.

### **4) How to stay safe**

In order to keep yourself and others safe on Saint Patrick's Day, be informed of how to keep yourself safe. Designate a driver before the drinking even begins. Eat food before and while drinking, and slow down your drinking to avoid alcohol poisoning. Be sure to drink non-alcoholic drinks, especially water, in between alcoholic beverages.

Police also recommend the following easy steps to have a safe and happy St. Patrick's Day:

- Plan a safe way home before the festivities begin.

- Before drinking, designate a sober driver and leave your car keys at home.

- If you're impaired, use a taxi, call a sober friend or family member, or use public transportation to get home safely.

- Use your community's sober ride program

- Report Drunk Drivers — Call 911.

- And remember, if you know someone who is about to drive a car or ride a motorcycle while impaired, take the keys and help that person make other arrangements to get to where he or she is going safely.

## 5. Составление словаря:

### Vocabulary list

aggravated adj	усугубленный
assault n	нападение
sexual assault	изнасилование
cause v	послужить причиной, поводом (для чего-л.)
cause an accident	привести к аварии
excessive adj	чрезмерный, излишний
excessive drinking	чрезмерное употребление алкоголя
influence n	управление автомобилем в состоянии опьянения\наркотической интоксикации
driving under the influence (DUI)	дорожно-транспортное происшествие, совершенное лицом, находящимся в состоянии опьянения
driving under the influence accident	
lead (to) v	приводить к (каким-л. результатам); быть причиной (чего-л.)
misdemeanor n	мисдиминор (категория наименее опасных преступлений, граничащих с административными правонарушениями)
vigilant adj	бдительный

**Примечание!** В словарь *не* включаются имена собственные, слова-интернационализмы (e.g. cultural, religious), а также общеупотребительная лексика (e.g. holiday, number, begin).

## **6. Реферирование текста:**

The text under discussion is headlined Saint Patrick's Day in Arizona.

The purpose of this text is to give readers some information about the effects of alcohol and the risks associated with drinking at Saint Patrick's Day.

The author starts by saying that Saint Patrick's Day falls on March 17 each year and is widely known as a drinking holiday.

The author is very anxious to stress that excessive drinking can lead to a variety of crimes including sexual assault, driving under the influence (DUI) accidents, or even death.

Then the author gives a review of data on DIU arrests happened during Saint Patrick's Day weekend during three years.

It is clear from the text that all misdemeanor and aggravated DUI arrests have increased from 349 in 2017 to 366 in 2019.

The text describes tactics Arizona law enforcement uses to locate and detect individuals driving while intoxicated.

Further the author focuses on excess alcohol use and the effect of blood alcohol concentration on an individual.

The last part of the text highlights crime prevention measures.

Police explain what steps to take to stay safe and happy during St. Patrick's Day and evidently to deter others. For example, one should avoid alcohol poisoning; if you are impaired, you should use a taxi; in respect to someone who is about to drive a car or ride a motorcycle while impaired police urgently insist to make them arrangements to get to where they are going safely.

Doubtless, the information under discussion is of great interest and importance. It draws the readers attention to the problem, being actual and relevant not only in Arizona but in our country as well. The author describes the problem and suggests the way dealing with it.

## READING 3

### Criminal Law of the USA



#### 1. Translate the words and word combinations.

*Crime (offense):* classify crimes, classification of crimes, commit crimes, define crime and punishment, definition of crime, property crimes, violent crimes, drug crimes, hate crimes, cybercrime, the most serious crimes, the least severe offenses, violent and non-violent crimes, public offense, petty offenses, minor traffic offenses, the driver's first driving under the influence (DUI) offense

*Punish:* punishment, punishable, punishable by a fine, punishable by imprisonment, punishable by a prison sentence, punishable by death, capital punishment.

#### 2. Read the following words and word combinations to enlarge your vocabulary.

cause <i>v</i>	причинять; быть причиной, наносить
cause harm	причинять вред, убыток
charge <i>n</i>	обвинение
crime <i>n</i>	преступление
hate crime	преступление на почве ненависти (расовой, религиозной)
petty crime	мелкое, малозначительное преступление
violent crime	преступление против личности, насильственное преступление

deal (with) <i>v</i>	иметь дело, касаться, затрагивать
deter <i>v</i> deter wrongful conduct	сдерживать сдерживать противоправное поведение
felony <i>n</i>	фелония (категория тяжких преступлений)
felonious <i>a</i>	квалифицируемый как фелония, преступный; умышленный
fine <i>a</i>	штраф
foundation <i>a</i>	основа, основание, базис
imprisonment <i>a</i>	тюремное заключение, лишение свободы
incarceration <i>a</i>	тюремное заключение, взятие под стражу
infraction <i>a</i>	нарушение (права, закона)
intend <i>v</i>	намереваться, умышлять
jail <i>n</i>	тюрьма (следственная, а также краткосрочного заключения за совершение наименее опасных преступлений)
keep <i>v</i>	обеспечивать
loss <i>n</i>	убыток, ущерб, потеря
misdemeanor <i>n</i>	мисдиминор (класс преступлений, серьезность которых ниже, чем у фелоний; за них, в свою очередь, предусматриваются менее тяжкие наказания)
omit <i>v</i>	пренебрегать
penitentiary <i>n</i>	тюрьма, исправительная колония
prosecute <i>v</i>	преследовать в судебном или уголовном порядке
punishment <i>n</i> capital punishment	наказание смертная казнь, высшая мера наказания
rise <i>v</i>	увеличиваться, возрастать
serve <i>v</i>	отбывать срок (наказания)

sentence <i>n</i>	приговор, наказание
prison sentence	тюремное заключение
substantive <i>a</i>	существенный
violation <i>n</i>	нарушение

### Crime Vocabulary List

arson	поджог
assault	словесное оскорбление и угроза физическим насилием, нападение
simple assault	простое (без отягчающих обстоятельств) нападение
burglary	незаконное проникновение в помещение (с преступными целями); квартирная кража со взломом
disorderly conduct	нарушение общественного порядка
disturbing the peace	нарушение общественного порядка
drinking in public	потребление (распитие) алкогольной продукции в общественных местах
driving reckless driving	управление автомобилем опасная езда, нарушение правил дорожного движения
espionage [ <i>'espɪənə:ʒ, -'na:dʒ, -'nɪdʒ</i> ]	шпионаж, разведка, шпионство
grand larceny	хищение имущества в крупных размерах
jaywalking	переход улицы в неположенном месте
kidnapping	похищение людей
littering	разбрасывание мусора
possession of cannabis [ <i>'kænəbɪs</i> ]	хранение марихуаны
public intoxication	пребывание в состоянии опьянения в общественном месте
tax evasion	уклонение от (уплаты) налогов

theft	воровство, кража
petty theft	мелкая кража
treason	государственная измена
trespass	противоправное нарушение владения с причинением вреда
walking an unleashed dog	выгул собаки без поводка

### 3. Match the English and Russian equivalents.

1	keep	k	преследовать в судебном или уголовном порядке
2	deter	l	обеспечивать
3	prosecute	m	сдерживать
4	vary	n	зависеть от
5	omit	o	отличаться
6	depend on	p	пренебрегать
7	serve	q	отбывать срок (наказания)
8	intend	r	приводить к
9	deal with	s	иметь дело, касаться, затрагивать
10	result in	t	намереваться, умышлять
11	cause	u	мисдиминор (класс преступлений, серьезность которых ниже, чем у фелоний)
12	felony	v	причинять; быть причиной, наносить
13	misdemeanor	w	фелония (категория тяжких преступлений)
14	infraction	x	нарушение (права, закона)

### 4. Match the Russian and English equivalents.

1	сдерживать противоправное поведение	a	keep the public safe
2	привлекать к ответственности (преследовать (в уголовном порядке) лиц за совершение преступлений)	b	deter wrongful conduct
3	обеспечивать общественную безопасность	c	prosecute individuals
4	преступное бездействие	d	vary from state to state
5	в зависимости от их тяжести	e	an act omitted in violation of a law
6	отличаться в разных штатах	f	depending on their seriousness

7	отбывать наказание в тюрьме штата	g	serve in a state penitentiary
8	затрагивать вопросы национальной безопасности	h	gravity of the intended result
9	степень тяжести преступного намерения	i	deal with issues of national security
10	приводить к (потере) утрате имущества	j	cause less harm
11	причинять меньше вреда, убытка	k	result in property loss

5. a) Read paragraph 1 of the text. What is the main idea of the paragraph?

b) Read the phrases below. Choose the ones concerning the aims of criminal law.

- keep the public safe
- deter wrongful conduct
- establish standards
- define a crime
- prescribe penalties
- resolve disputes

c) Make up a sentence with the phrases above. Use: *The main aims of criminal law are to ...*

### Criminal Law.

#### Classifications of Crimes in the USA

(1) Criminal law is the foundation of the criminal justice system. **Criminal law** involves a system of legal rules designed to keep the public safe and deter wrongful conduct. Criminal law defines what conduct is classified as a crime and how the government may prosecute individuals for committing crimes. Criminal laws vary from state to state and from state to federal.

(2) There is no universally accepted definition of crime. Professor Henry M. Hart Jr<sup>1</sup>. defined **crime** as “conduct that if shown to have taken place”, will result in the “formal and solemn pronouncement of the moral condemnation of the community”. California Penal Code section 15

---

<sup>1</sup> Henry Melvin Hart Jr. (1904–1969) was an American legal scholar who was an influential member of the Harvard Law School faculty from 1932 until his death in 1969.

defines a “**crime**” or “**public offense**” as an act committed or omitted in violation of a law forbidding or commanding it and to which is annexed, upon conviction, either of the following punishments: 1. death, 2. imprisonment, 3. Fine, 4. Removal from office or 5. Disqualification to hold any office of honor, trust or profit in this State.

(3) Crimes can be classified in many ways. They can be grouped by subject matter.

According to the Bureau of Justice Statistics crimes can be classified into:

- *violent crimes* (murder, rape and sexual assault, robbery, and assault);

- *property crimes* (burglary/trespassing, motor-vehicle theft, and theft);

- *drug crimes* (the possession, distribution, or manufacture of illegal drugs);

- *hate crimes*. The Hate Crime Statistics Act (28 U.S.C.<sup>1</sup> § 534) defines hate crimes as “crimes that manifest evidence of prejudice based on race, gender or gender identity, religion, disability, sexual orientation, or ethnicity”;

- *human trafficking*;

- *cybercrime* (cyber attacks, cyber theft (embezzlement, fraud, theft of intellectual property, and theft of personal or financial data), spyware, adware, hacking, phishing, spoofing etc.;

- *identity theft* (unauthorized use or attempted use of an existing account, misuse of personal information for a fraudulent purpose).

These classifications are basically for convenience and are not imperative to the study of criminal law.

(4) Lisa M. Storm<sup>2</sup>, an attorney and licensed member of the California State Bar, points out on that more important and substantive is the classification of crimes depending on their seriousness. The actual classification of a particular offense varies according to the jurisdiction. In the United States, there are three primary classifications of criminal offenses — felonies, misdemeanors, and infractions.

(5) Under federal criminal law and the laws of about half of the states, a **felony** is defined as a crime that is punishable by imprisonment of a year or more. Other states may define a felony as a crime that is punishable by death or a prison sentence served in a state penitentiary. Generally, the most serious crimes are classified as felonies. The severity of the act, or the gravity of the intended result makes it felonious. These acts are both

---

<sup>1</sup> US Code.

<sup>2</sup> Storm, L. M. Criminal Law. Lulu.com, 2015, pp.538.

violent and non-violent. They can involve dangerous weapons or substances (like drugs or explosives), deal with issues of national security, or result in serious financial or property loss.

(6) Under federal criminal law and the criminal laws of some states, a **misdemeanor** is a crime for which the maximum possible punishment is incarceration for less than a year. In other states, a misdemeanor may be defined as a crime punishable by a fine or / and by incarceration in a local county jail. Generally, misdemeanors are crimes that are less violent or cause less harm than felonies.

Some crimes usually treated as misdemeanors can rise to the level of a felony under certain circumstances. An arrest for driving under the influence is usually a misdemeanor, but if anyone was hurt or killed or if it is not the driver's first DUI offense, the charge can become a felony.

(7) The least severe offenses are minor traffic offenses and the like. The terminology varies according to the state, but common terms for these offenses include "petty offenses," "**infractions**," or "violations" of local law. Often the only penalty is a fine.



## 6. Match the classifications of crimes to the groups of words 1–3.

- *Felony*
- *Misdemeanor*
- *Infraction*

1) the least severe offenses; punishable by a fine;

2) punishable by imprisonment of a year or more served in a state penitentiary or by death; the most serious crimes; involve dangerous weapons or substances (like drugs or explosives); deal with issues of national security; result in serious financial or property loss;

3) punishable by a fine or / and by incarceration in a local county jail; less violent; cause less harm.

**7. Work in pairs. Explain your decisions. Discuss these categories of crimes using the groups of words. What is the classification based on? Can you name the similar classification in the Criminal Code of the Russian Federation?**

*Examples:*

The most serious crimes are classified as ... They are punishable by ... They can ...

Misdemeanors are crimes that ...

... are the least serious offenses punishable ...

Under the Criminal Code of the Russian Federation crimes are classified into ... depending on ...

**8. Now read paragraphs 4–7 and see if you guessed correctly. What makes crimes rise in the level of seriousness?**

**9. a) Match the crimes to the categories. What crimes are common in our country?**

Felonies	<ul style="list-style-type: none"> <li>~ littering</li> <li>~ fishing without a license</li> <li>~ operating a business without a proper license</li> <li>~ jaywalking</li> <li>~ drinking in public</li> <li>~ disturbing the peace</li> <li>~ walking an unleashed dog</li> </ul>
Misdemeanors	<ul style="list-style-type: none"> <li>~ murder</li> <li>~ treason</li> <li>~ espionage</li> <li>~ rape</li> <li>~ arson</li> <li>~ burglary</li> <li>~ tax evasion</li> <li>~ grand larceny</li> <li>~ kidnapping</li> </ul>
Infractions	<ul style="list-style-type: none"> <li>~ petty theft</li> <li>~ prostitution</li> <li>~ public intoxication</li> </ul>

	~ simple assault ~ disorderly conduct ~ trespass ~ vandalism ~ reckless driving ~ possession of cannabis ~ first-time possession of certain other drugs (in some jurisdictions)
--	---

**b) Make up sentences.**

*Examples:*

Examples of felonies include ...

Depending on the jurisdiction, examples of misdemeanors may include: ...

Some of the more common infractions include: ...

**LISTENING AND SPEAKING**

**Types of Crimes in Arizona**

Source: <https://www.youtube.com/watch?v=pdIw05gXSx4>.

You are going to listen to Arizona (AZ) Criminal Defense Lawyer Trent Buckallew discussing types of crimes in AZ.

*Before watching the video*

**10. Try to remember or revise some words and word combinations to better understand the information.**

homicide	убийство
false imprisonment	неправомерное лишение свободы

*While watching*

**11. Listen to Trent R. Buckalew and be ready to answer the questions.**

1. What are three main crime categories in the Criminal Code of Arizona?
2. What crimes do crimes against the person include?
3. What range of offenses do crimes against property cover?
4. What drug crimes are there according to the Criminal Code of Arizona?

*After watching the video*

**12. Work in pairs. Ask and answer the questions of the previous exercise.**

**13. Read the definitions of crime (paragraph 2) given by Professor Henry M. Hart Jr and California Penal Code. Discuss the following questions.**

- 1) What is the difference between these definitions?
- 2) Are there various definitions of crime in Russia?
- 3) Are the given definitions true for your language?
- 4) Can the following description substitute for the definitions given in the text: *A crime is an act or omission punishable by the state or federal government through the enforcement of this law?*

**14. Read paragraph 3. What is this classification based on? Compare it with the types of crimes of given in the Criminal Code of the Russian Federation.**

**15. Complete the sentences. Use: *be classified; subject; vary; foundation; keep; omission; violent.***

1. Criminal law is the ... of the criminal justice system.
2. The main aims of criminal law are to ... the public safe, deter wrongful conduct, define a crime and prescribe penalties.
3. Criminal laws ... from state to state.
4. A crime is an act or ... punishable by the state or federal government through the enforcement of this law.
5. Crimes can ... in many ways.
6. They can be grouped by ... matter.
7. According to the Bureau of Justice Statistics crimes can be classified into: ... crimes; property crimes, drug crimes, cybercrime, etc.

**16. Complete the sentences. Use: *by (×3); with; in (×2); for (×3); under; on; to.***

1. In the United States, there are three primary classifications of criminal offenses depending ... their seriousness — felonies, misdemeanors, and infractions.
2. The actual classification of a particular offense varies according ... the jurisdiction.
3. ... federal criminal law and the laws of about half of the states, a felony is defined as a crime punishable ... imprisonment of a year or more or death.
4. Leo is currently serving a life sentence ... murder.

5. He served an 18-month sentence ... theft.
6. Felony crimes can involve dangerous weapons, deal ... issues of national security, or result ... serious financial or property loss.
7. A misdemeanor may be defined as a crime punishable ... a fine or / and ... incarceration in a local county jail.
8. The courts can still impose unlimited fines ... water pollution.

### **17. Answer the questions.**

1. What are the main aims of Criminal Law?
2. What is a crime?
3. What are different classifications of crime based on?
4. What makes felonies the most serious crimes (felonious)?
5. Do felonies include only violent crimes?
6. What is the difference between misdemeanors and felonies?
7. Can misdemeanors become felonies?
8. What crimes are regarded as petty offenses?
9. Harrison kills Calista and is prosecuted and sentenced to one year in jail. Did Harrison commit a felony or a misdemeanor?
10. Jerry, a law enforcement officer, pulls Juanita over for speeding. When Jerry begins writing Juanita's traffic ticket, she starts to speak to him angrily and accuse him of racial profiling. Jerry secretly reaches into his pocket and activates a tape recorder. Juanita later calls the highway patrol where Jerry works and files a false complaint against Jerry. Jerry sues Juanita for \$500 in small claims court for filing the false report. He uses the tape recording as evidence. Is this a civil litigation matter or a criminal prosecution?

### **18. Translate the sentences from Russian into English using the vocabulary from the text.**

1. Основными целями уголовного права являются обеспечение общественной безопасности, сдерживание противоправного поведения, определение преступления и назначение наказаний.
2. Уголовное законодательство в разных штатах отличаются.
3. Преступлением является действие или бездействие, наказуемое правительством штата или федеральным правительством посредством применения этого закона.
4. Преступления классифицируются в зависимости от субъекта преступления, а также от тяжести совершенного деяния.
5. Фелония является наиболее тяжким преступлением.

6. Данные преступления наказываются лишением свободы сроком на один год и более, отбыванием наказания в тюрьме штата или смертной казнью.

7. Эти деяния носят насильственный и ненасильственный характер и связаны с оружием или наркотиками, затрагивают вопросы национальной безопасности или приводят к серьезным финансовым или имущественным потерям.

8. Это такие преступления, как: убийство, измена, шпионаж, хищение имущества в крупных размерах и др.

9. Мисдиминор означает преступление менее тяжкое, чем фелония, менее жестокое и причиняющее меньше вреда или убытка, например, мелкое хищение чужого имущества, пребывание в состоянии опьянения в общественном месте, мелкое хулиганство.

10. Максимально возможное наказание за мисдиминор — лишение свободы на срок менее одного года в местной окружной тюрьме и / или штраф.

11. Наименее тяжкими правонарушениями, наказуемыми штрафом, являются мелкие, малозначительные преступления, такие как, разбрасывание мусора, переход улицы в неположенном месте, выгул собаки без поводка.

## **Role Play**

**Situation:** You are participants of an international conference. Discuss with your colleague issues of crime and punishment applied in your country.

*Student A:* a police officer of the Ministry of the Interior of Russia.

*Student B:* a police officer of the Phoenix Police Department, AZ.

## **Useful language**

What kinds of crime are most common in your country?

What kinds of punishment are there?

Are there different punishments for children and for adults?

Is capital punishment used in your country?

**19. Speak on criminal law and classifications of crimes in the USA.**

**20. Render the text. Use text rendering tips and phrases on pp. 142–144.**

## REMEDIAL COURSE

### Вводно-коррективный курс

#### АНГЛИЙСКИЙ АЛФАВИТ

A, a	[eɪ]	N, n	[en]
B, b	[bi:]	O, o	[əu]
C, c	[si:]	P, p	[pi:]
D, d	[di:]	Q, q	[kju:]
E, e	[i:]	R, r	[a:]
F, f	[ef]	S, s	[es]
G, g	[dʒi:]	T, t	[ti:]
H, h	[eɪf]	U, u	[ju:]
I, i	[aɪ]	V, v	[vi:]
J, j	[dʒeɪ]	W, w	[ˈdʌblju:]
K, k	[keɪ]	X, x	[eks]
L, l	[el]	Y, y	[waɪ]
M, m	[em]	Z, z	[zed]

**Гласные звуки.** Краткие — расслабленные звуки, долгие — напряженные. Долгота звука обозначается двоеточием.

**Краткие гласные:** [ɪ, e, æ, ʌ, ə, u, ə]. **Долгие гласные:** [i:, a:, ɔ:, ə:, u:].

**Апостроф** внутри слова, записанного транскрипцией, означает, что следующий гласный звук — ударный. Например, слово "reduce" будет записано так: [rɪ'dju:s].

Необходимо помнить, что транскрипция даёт лишь приблизительное понятие о звучании слова. Она может быть полезна лишь при изучении новых слов, чтобы избежать грубых ошибок. В действительности одни и те же звуки могут произноситься немного по-разному. Поэтому при изучении слов лучше пользоваться «говорящими» приложениями и сервисами.

#### Типы чтения гласных в ударном положении

<b>Открытый слог</b>	Слог оканчивается на <u>гласную</u> или <u>непроизносимую</u> букву "e". <b>Сочетания <i>ld, nd</i> в английском языке считаются слогообразующими</b>
<b>Закрытый слог</b>	Слог оканчивается на <u>согласную</u> букву.

Типы чтения	
<b>I</b>	Открытый слог.
<b>II</b>	Закрытый слог.
<b>III</b>	Гласная + <b>r</b> (+ согласная)
<b>IV</b>	Гласная + <b>r</b> + гласная

[ə] — нейтральный звук в безударных слогах.

<b>I</b> <b>[eɪ]</b>			<b>II</b> <b>[æ]</b>	
state	- государство		act	- закон
case	- судебное дело		fact	- факт
trace	- след		panel	- список присяжных
<b>III</b> <b>[ɑ:]</b>		<b>a</b>	<b>IV</b> <b>[eə]</b>	
article	- статья закона		care	- забота
argue	- спорить		declare	- заявлять
arson	- поджог		parents	- родители

<b>I</b> <b>[i:]</b>			<b>II</b> <b>[e]</b>	
legal	- юридический		defence	- защита
procedure	- процедура		offence	- преступление
intervene	- вмешиваться		cell	- тюремная камера
<b>III</b> <b>[ə:]</b>		<b>e</b>	<b>IV</b> <b>[ɪə]</b>	
persecute	- преследовать		mere	- явный, простой
service	- служба		sincere	- чистосердечный
deserter	- дезертир		here	- здесь

<b>I</b> <b>[aɪ]</b>			<b>II</b> <b>[ɪ]</b>	
crime	- преступление		witness	- свидетель
fine	- штраф		commit	- совершать
bribe	- взятка		injury	- повреждение, оскорбление
<b>III</b> <b>[ə:]</b>		<b>i</b>	<b>IV</b> <b>[aɪə]</b>	
girl	- девочка, девушка		hire	- нанимать
confirm	- подтверждать		conspire	- замышлять
circumstances	- обстоятельства		retire	- уйти в отставку

	<b>I</b> [əu]		<b>II</b> [ɔ]
code	- кодекс	loss	- потеря, утрата
notary	- нотариус	rob	- грабить
foe	- противник	convict	- осужденный
		<b>o</b>	
	<b>III</b> [ɔ:]		<b>IV</b> [ɔ:]
order	- предписание	before	- до
perform	- исполнять	sore	- рана
forge	- подделывать	forecast	- предвидеть

	<b>I</b> [(j)u:]		<b>II</b> [ʌ]
duty	- обязанность, долг	judge	- судья
rule	- постановление	custody	- заключение под стражу
accuse	- обвинять	drug	- наркотик
		<b>u</b>	
	<b>III</b> [ə:]		<b>IV</b> [juə]
murder	- убийство	lure	- завлекать
burglar	- грабитель	pure	- чистый
hurt	- причинять вред поранить(ся)	endure	- терпеть, - продолжаться
	<b>I</b> [aɪ]		<b>II</b> [ɪ]
spy	- шпион	typical	- типичный
deny	- отрицать	system	- система
		<b>y</b>	
apply	- применять	mystery	- тайна
	<b>III</b> [ə:]		<b>IV</b> [aɪə]
Byrd	- Берд	tyre	-шина
gyrfalcon	- кречет	gyropilot	- автопилот
		gyre	круговорот

### І тип чтения гласных

Открытый слог оканчивается на гласную или непроизносимую букву **e**, которая делает предыдущий слог открытым. Гласная читается в открытом слоге так, как называется в алфавите (**y** — читается [aɪ]): no, be, so, me, go, take, late, crime, note, use, place, safe, side, five, these, those, code, type, my.

<b>a</b>	[eɪ]	wave, game, safe, take; wait, say
<b>i</b>	[aɪ]	mile, like, ice, side; child, kind
<b>o</b>	[əʊ]	note, motor, Poland; cold, road
<b>e</b>	[i:]	be, me, metre, meet, seat
<b>u</b>	[ju:]	tune, usual, unit, use, union
<b>y</b>	[aɪ]	type, my, eye

*Запомните чтение буквосочетаний:*

<b>igh</b> [aɪ]	high	fight	night	right	sight
<b>ai</b> [eɪ]	wait	train	plait	main	aid
<b>ea</b> [i:]	lead	seat	sea	beat	meal
<b>ee</b> [i:]	meet	see	deep	street	knee
<b>oa</b> [əʊ]	road	coat	boat	road	float
<b>i + ld, nd</b> [aɪ]	child	kind	find	mild	bind
<b>Исключения:</b>					
<b>ea</b> [eɪ]	break	steak	great		
<b>ea</b> [e]	bread	heavy	health	death	ready

### II тип чтения гласных

За ударной гласной следует одна или более согласных.

bad, plan, if, has, his, him, gun, net, met;

lack, list, lost, system, struggle, since, loss, catch, check, test

<b>a</b> [æ]	sat, man, am, and, can, stand
<b>e</b> [e]	let, bed, pen, yes, men, well, better
<b>i</b> [ɪ]	fit, ship, ticket, king, shilling, kiss
<b>o</b> [ɔ]	not, spot, hot, song, lost, rock, coffee
<b>u</b> [ʌ]	up, but cut, sun, much, butter
<b>y</b> [ɪ]	system, carry, gym, gypsy, mystery, myth

### III тип чтения гласных

гласная + r		
<b>a+r</b>	[a:]	car, star, far, card
<b>o+r</b>	[ɔ:]	for, border, sport, born
<b>e+r</b>	[ə:]	her, service, verdict
<b>i+r</b>	[ɪ:]	first, bird, third
<b>u+r</b>	[ʊ:]	burn, murder, hurt
<b>y+r</b>	[ə:]	Byrd, myrmidon, myrtle

#### IV тип чтения гласных

##### Гласная + re, две гласных + r

are	[eə]	fare, care, hair, fair, dare
air		

ore	[ɔ:]	more, score, course, court
our		

ire	[aɪə]	fire, tired, tyre
yre		

ere	[ɪə]	here, near, ear, clear
ear		

ure	[juə]	cure, pure
-----	-------	------------

*Прочтите слова в III и IV типах чтения гласных.*

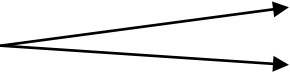
Board, clear, tyre, sport, lord, large, first, circle, force, sir, wire, more, turn, murder, here, fire, spare, fear, care, hare, hair, dear, bird, first, her, hire, your, card, star, term, course, chair.

*Особые случаи чтения гласных.*

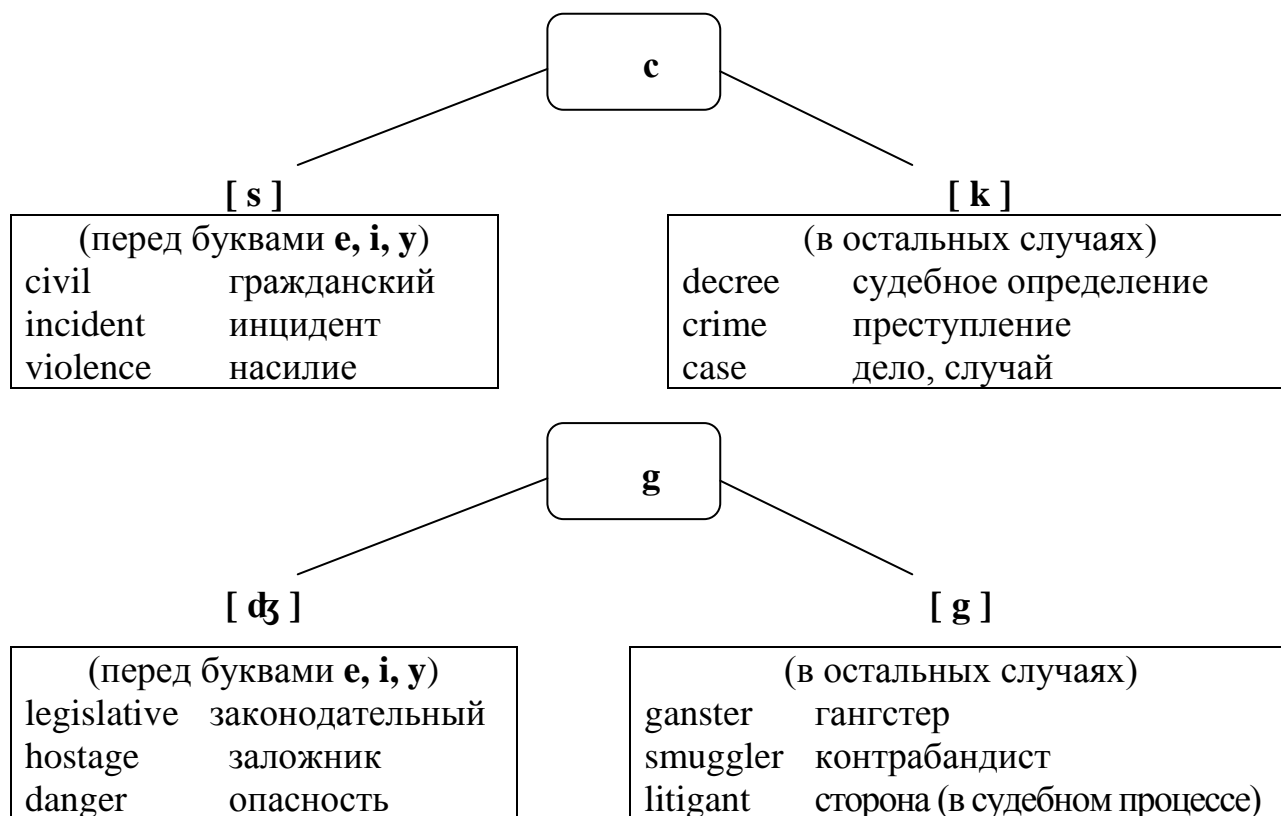
##### Сочетания гласных

oi, oy	[ɔɪ]	soil, boy, toy, oil
oo	[u:]	moon, too, spoon, room, proof
	[u]	book, took, good, foot, food
	[ʌ]	blood, flood
ou	[aʊ]	proud, out, house, ground
ow	[aʊ]	town, down; how, now
	[əʊ]	grow, low

### Запомните особые случаи чтения гласных

<b>a + n, f, l, s + согласная</b>	<b>[a:]</b>	plant, staff, half, craft, pass;
<b>a + th</b>	<b>[a:]</b>	path
<b>a + l + l(k)</b>	<b>[ɔ:]</b>	talk, all, pall
<b>au, aw, war</b>	<b>[ɔ:]</b>	cause, saw, war, award
<b>wa</b>	<b>[ɔ:]</b>	was, want
<b>r, l, j, + u</b>	<b>[u:]</b>	true, blue, June
<b>y</b> 	<b>[j]</b>	yes, yellow (в начале слова)
	<b>[ɪ]</b>	very, policy (в конце слов с двумя и более слогами)
<b>wor</b>	<b>[ɜ:]</b>	work, word
<b>ear</b>	<b>[ɜ:]</b>	heard, learn (перед согласной)

### Запомните чтение согласных





*Запомните буквосочетания и прочтите слова.*

<b>th</b>	[ θ ]	thank, think, thin, nothing, fifth
	[ ð ]	then, that, there, with, together

<b>sh</b>	[ ʃ ]	ship, sharp, fish, English, shilling
-----------	-------	--------------------------------------

<b>ch</b>	[ tʃ ]	each, Richard, much, change, lunch
-----------	--------	------------------------------------

<b>tch</b>	[ tʃ ]	match, catch
------------	--------	--------------

<b>ck</b>	[ k ]	back, black, clock, luck, track, pack
-----------	-------	---------------------------------------

<b>g</b>	[ dʒ ]	age, language, page, stage
		join, judge, John, Japan, judgement

<b>sure</b>	[ ʒə ]	pleasure, measure, leisure
<b>zure</b>		seizure

<b>ng</b>	[ ŋ ]	sing, thing, English, king
-----------	-------	----------------------------

<b>nk</b>	[ ŋk ]	bank, tank, sink, link, drink
-----------	--------	-------------------------------

<b>ph</b>	[ f ]	photo, phone, phrase, physic
-----------	-------	------------------------------

<b>wh</b> (неперед "o")	[ w ]	white, when, while, why
	[ h ]	who, whose, whole, whom

<b>wr</b>	[ r ]	write, wrong, wrap
-----------	-------	--------------------

<b>kn</b>	[ n ]	know, knife, knee, knowledge
-----------	-------	------------------------------

<b>ps</b>	[ s ]	psychology, psychiatric
-----------	-------	-------------------------

qu (в конце слова)	[ kw ]	quite, quick, queen, quest
	[ k ]	clique, technique

*Прочитайте слова, обращая внимание на чтение буквосочетаний согласных.*

Three, when, catch, faith, whose, why, with, those, luck, think, such, lack, link, twice, wrote, whole, wrap, they, much, shut, phase, shape, quite, thing, when, know, where, knew, quote, shy, knife, shame, long, whose, wrench, photo, sphere.

## The Noun Существительное

### Множественное число существительных

Множественное число существительных *образуется:*

**1) путем прибавления к существительному окончания –s, которая читается:**

**а) + s [z] после гласных, звонких согласных**

a boy — boys	a plan — ...
a judge — ...	a day — ...
a case — ...	a jail — ...
an exercise — ...	a crime — ...
a trace — ...	a law — ...
a friend — ...	an area — ...

**б) + es [ɪz] после -s, -x, -sh, -ch, -tch**

a box — boxes	a kiss — ...
a brush — ...	a bus — ...
a witness — ...	a church — ...
match — ...	watch — ...

**в) + s [s] после глухих согласных**

a text — texts	a flat — ...
a book — ...	a map — ...
a cup — ...	a court — ...
a street — ...	a print — ...

**2) а) изменение букв:**

$y \rightarrow i + es$ [ɪz] (если y стоит после согласной)	$f \rightarrow v + (e)s$ [ɪz]
a city — cities	a wife — wives
a duty - ...	a thief - ...

an army - ...	a self - ...
a lady - ...	a leaf - ...
a story - ...	a knife - ...
a fly - ...	a shelf - ...

**b) + es [ɪz] после o (если o стоит после согласной)**

negro — negroes	hero - ...
potato - ...	cargo - ...
tomato - ...	motto - ...

**Запомните исключения!**

- a child — children (дети)
- a man — men (мужчины)
- a woman — women (женщины)
- a tooth — teeth (зубы)
- a foot — feet (ноги)

**Употребляются только:**

в единственном числе	во множественном числе
money - деньги	trousers - брюки
advice - совет	police - полиция
evidence - улики	thanks - благодарность
information - сведения	clothes - одежда
news - новость, новости	goods - товары
knowledge - знания	scissors - ножницы
This news is very important.	The police are the official organization that is responsible for making people obey the law.

**Притяжательный падеж существительных**

my friend's sister — сестра моего друга
my brothers' friends — друзья моих братьев
these children's names — имена этих детей

**Предлоги, передающие падежные окончания**

the streets <i>of</i> the city	улицы города
one <i>of</i> my friends	один из моих друзей
give this book <i>to</i> my friend.	дайте эту книгу моему другу
to play <i>with</i> children	играть с детьми
to write <i>with</i> a pen	Писать ручкой
to do something <i>by</i> mistake	сделать что-то по ошибке
to go home <i>by</i> bus	ездить домой автобусом
to tell <i>sb about</i> the event	рассказать кому-либо о событии

## The Pronoun (Местоимение)

	Personal (Личные)		Possessive (Притяжательные)	
	Именительный падеж	Косвенный падеж	Относительная форма	Абсолютная (без сущ.)
ед. число	I (я) you (ты) he (он) she (она) it (с неодуш.)	me (мне, меня) you (тебе, тебя) him (ему, его) her (ей, её) it (с неодуш.)	my (мой, -я, -ё) your (твой, -я, -ё) his (его) her (её) its	mine yours his hers its
мн. число	we (мы) you (вы) they (они)	us (нам, нас) you (вам, вас) them (им, их)	our (наш, -а, -е) your (ваш, -а, -е) their (их)	ours yours theirs

## Demonstrative Pronouns (Указательные местоимения)

	Singular (ед. ч.)	Plural (мн. ч.)
This (эта, этот, это)	These (эти)	Указывает на лицо, понятие, событие, предмет, действие, близкие по месту или времени; указывает на нечто недавно упомянутое
That (та, тот, то)	Those (те)	Указывает на лицо, понятие, событие, предмет, действие, отдалённые по месту или времени

## Reflexive Pronouns (Возвратные местоимения)

my him her it one	} + self	our your them	} + selves
-------------------------------	----------	---------------------	------------

**I** do my home task *myself*.  
**We** read it *ourselves*.

Я делаю домашнее задание сам.  
Мы читаем это сами.

## Interrogative Pronouns (Вопросительные местоимения)

Remember:

<b>When?</b>	Когда?
<b>What?</b>	Что? Какой?
<b>Where?</b>	Где? Куда?
<b>Who?</b>	Кто?
<b>Whom?</b>	Кого? Кому?
<b>Whose?</b>	Чей?
<b>Which?</b>	Который? (при выборе)?
<b>How</b>	Как?
<b>How many?</b>	Сколько? (с исчисляемыми)
<b>How much?</b>	Сколько? (с неисчисляемыми)
<b>How old?</b>	Сколько лет?

## The Adjective (Прилагательное)

### Degrees of Comparison of Adjectives (Степени сравнения прилагательных)

Positive (Положительная)	Comparative (Сравнительная)	Superlative (Превосходная)
a) large	larger	the largest
b) interesting	more interesting	the most interesting
c) <i>исключения:</i> good bad many (much) little  far  old	better worse more less  father (дальший) further (дальнейший)  older (старее)  elder (старше)	the best the worst the most the least  the farthest (самый далекий) the furthest (самый дальий)  the oldest (самый старый)  the eldest (самый старший)

**Note:**

Far — farther — the farthest (о расстоянии)

Far — further — the furthest (о времени)

## The Numeral (Числительное)

<b>Cardinal</b> <b>Количественные</b>	<b>Ordinal</b> <b>Порядковые</b>	<b>Cardinal</b> <b>Количественные</b>	<b>Ordinal</b> <b>Порядковые</b>
1 one	1 <sup>st</sup> first	12 twelve	12 <sup>th</sup> twelfth
2 two	2 <sup>nd</sup> second	13 thirteen	13 <sup>th</sup> thirteenth
3 three	3 <sup>rd</sup> third	14 fourteen	14 <sup>th</sup> fourteenth
4 four	4 <sup>th</sup> fourth	15 fifteen	15 <sup>th</sup> fifteenth
5 five	5 <sup>th</sup> fifth	40 forty	40 <sup>th</sup> fortieth
6 six	6 <sup>th</sup> sixth	50 fifty	50 <sup>th</sup> fiftieth
7 seven	7 <sup>th</sup> seventh	60 sixty	60 <sup>th</sup> sixtieth
8 eight	8 <sup>th</sup> eighth	70 seventy	70 <sup>th</sup> seventieth
9 nine	9 <sup>th</sup> ninth	80 eighty	80 <sup>th</sup> eightieth
10 ten	10 <sup>th</sup> tenth	90 ninety	90 <sup>th</sup> ninetieth
11 eleven	11 <sup>th</sup> eleventh	100 a/one hundred	100 <sup>th</sup> hundredth

202 two hundred and two

1001 a (one) thousand and one

2325 two thousand, three hundred and twenty five

100,000 a hundred thousand

1,000,000 a million

0.8 nought point eight

1.02 one point nought two

## Dates

2000 two thousand

2004 two thousand and four (twenty o four)

In 2011 in twenty eleven

In 1945 in nineteen forty-five

In 1961 in nineteen sixty-one

November 10	10 November	} read as:	November the tenth
November 10 <sup>th</sup>	10 <sup>th</sup> November		the tenth of November

25th January, 2021	the twenty fifth of January, twenty (and) twenty-one
the 3 <sup>d</sup> -millennium	the third millennium

Telephone number 01 — 629-8-495	o one - six two nine - eight - four nine five
---------------------------------	---

**Read and memorize the words:**

minute	Sunday	January
hour	Monday	February
day	Tuesday	March
week	Wednesday	April
month	Thursday	May
	Friday	June
	Saturday	July
		August
		September
		October
		November
		December

**Prepositions of Time  
(Предлоги времени)**

<b>in</b> the morning	-	утром
<b>in</b> spring	-	весной
<b>in</b> February	-	в феврале
<b>in</b> 1988	-	в 1988 году
<b>in</b> two days	-	через два дня
<b>on</b> Sunday	-	в воскресенье
<b>on</b> the 1st of May	-	первого мая
<b>from</b> 9 a.m. <b>till</b> 7 p.m.	-	с 9 утра до 9 вечера
<b>during</b> the holidays	-	во время каникул
<b>for</b> two hours	-	в течение двух часов
<b>for</b> three years	-	в течение трех лет
<b>since</b> 1980	-	с 1980 года

**Time  
(Время)**

Excuse me, what time is it now? (Could you tell me the time?) It's ...	}	Который час?
10 o'clock now		Сейчас 10 часов
5 minutes past two		5 минут третьего
a quarter past six		Четверть седьмого
half past nine		Половина десятого
ten minutes to eleven		Без 10 минут 11
a quarter to three		без четверти 3

**The Verb  
(Глагол)  
Infinitive**

**(Неопределенная форма глагола)**

to work — работать
to read — читать
to go — идти

**Imperative Mood**

**Повелительное наклонение**

Read it!	Прочтите это!
Let him do it!	Пусть он сделает это!
Let us (let's) go there.	Давайте пойдем туда.
Don't come in!	Не входите!
Don't let her do it today.	Пусть она не делает этого сегодня

## IRREGULAR VERBS

<b>Infinitive</b>	<b>Past Simple</b>	<b>Participle II</b>	<b>Participle I</b>	<b>Meaning</b>
be	was/were	been	being	быть
bear	bore	born	bearing	рождать, терпеть
beat	beat	beaten	beating	бить
become	became	become	becoming	становиться
begin	began	begun	beginning	начинать
bend	bent	bent	bending	сгибаться
bet	bet	bet	betting	держаться пари
bite	bit	bitten	biting	кусать
blow	blew	blown	blowing	дуть, цвести
break	broke	broken	breaking	ломать
bring	brought	brought	bringing	приносить
build	built	built	building	строить
burst	burst	burst	bursting	раздражаться, взрывать(ся)
buy	bought	bought	buying	покупать
catch	caught	caught	catching	ловить
choose	chose	chosen	choosing	выбирать
come	came	come	coming	приходить
cost	cost	cost	costing	стоить
cut	cut	cut	cutting	резать
deal	dealt	dealt	dealing	иметь дело
dig	dug	dug	digging	копать
do	did	done	doing	делать
draw	drew	drawn	drawing	тащить, рисовать
drink	drank	drank	drinking	пить
drive	drove	driven	driving	гнать, ехать
eat	ate	eaten	eating	есть
fall	fell	fallen	falling	падать
feed	fed	fed	feeding	кормить
feel	felt	felt	feeling	чувствовать
fight	fought	fought	fighting	сражаться
find	found	found	finding	находить
fly	flew	flown	flying	летать
forbid	forbade	forbidden	forbidding	запрещать
forget	forgot	forgotten	forgetting	забывать
forgive	forgave	forgiven	forgiving	прощать
freeze	froze	frozen	freezing	замерзать
get	got	got	getting	получать, достигать
give	gave	given	giving	давать

go	went	gone	going	идти, уходить
grow	grew	grown	growing	расти
hang	hung	hung	hanging	висеть, вешать
have	had	had	having	иметь
hear	heard	heard	hearing	слышать
hide	hid	hidden	hiding	прятать
hit	hit	hit	hitting	ударять, падать
hold	held	held	holding	держать, проводить
hurt	hurt	hurt	hurting	причинять вред, боль
keep	kept	kept	keeping	хранить
know	knew	known	knowing	знать
lay	laid	laid	laying	класть
lead	led	led	leading	вести
leave	left	left	leaving	оставлять
lend	lent	lent	lending	одалживать
let	let	let	letting	пускать
lie	lay	lain	lying	лежать
light	lit	lit	lighting	освещать
lose	lost	lost	losing	терять
make	made	made	making	делать, заставлять
mean	meant	meant	meaning	значить
meet	met	met	meeting	встречать
pay	paid	paid	paying	платить
put	put	put	putting	класть, ставить
read	read	read	reading	читать
ride	rode	ridden	riding	ехать верхом
ring	rang	rung	ringing	звонить
rise	rose	risen	rising	подниматься
run	ran	run	running	бегать
say	said	said	saying	говорить, сказать
see	saw	seen	seeing	видеть
seek	sought	sought	seeking	искать
sell	sold	sold	selling	продавать
send	sent	sent	sending	посылать
set	set	set	setting	устанавливать
shake	shook	shaken	shaking	трясти
shine	shone	shone	shining	светить(ся), сиять
shoot	shot	shot	shooting	стрелять
show	showed	shown	showing	показывать

shrink	shrank	shrunk	shrinking	сокращать(ся)
shut	shut	shut	shutting	закрывать
sing	sang	sung	singing	петь
sit	sat	sat	sitting	сидеть
sleep	slept	slept	sleeping	спать
speak	spoke	spoken	speaking	говорить
spend	spent	spent	spending	тратить
spill	spilled (spilt)	spilled (spilt)	spilling	проливать, разливать
split	split	split	splitting	расщеплять(ся)
spread	spread	spread	spreading	распространять
spring	sprang	sprung	springing	вскакивать, возникать
stand	stood	stood	standing	стоять
steal	stole	stolen	stealing	красть(ся)
stick	stuck	stuck	sticking	колоть, приклеиваться
strike	struck	struck	striking	ударять(ся)
swear	swore	sworn	swearing	клясться
sweep	swept	swept	sweeping	мести
swim	swam	swum	swimming	плавать
swing	swung	swung	swinging	качать(ся)
take	took	taken	taking	брать
teach	taught	taught	teaching	учить
tear	tore	torn	tearing	рвать
tell	told	told	telling	рассказывать
think	thought	thought	thinking	думать
throw	threw	thrown	throwing	бросать
understand	understood	understood	understanding	понимать
wake	woke	woken	waking	просыпаться, будить
wear	wore	worn	wearing	носить(ся) (одежда)
win	won	won	winning	выигрывать,
write	wrote	written	writing	писать

## GRAMMAR TABLES

### Глагол TO BE в Present Simple Tense

*Table 1*

+	–	?
I am	I am not	Am I?
You We They \ / — are / \	You We They \ / — are not / \	Are you? Is he? Are you a cadet?
He She It \ / — is / \	He She It \ / — is not / \	Yes, I am. No, I am not.

#### Глагол to be употребляется:

a) для обозначения существования или местонахождения кого-то (чего-то), для информации о ком-то (чем-то), о его деятельности.

Peter is a cadet.

Петр — курсант.

We are police officers.

Мы — сотрудники полиции.

Moon is a planet.

Луна — это планета.

He is a capable student.

Он способный ученик.

b) в сочетании с прилагательным, выражая физическое, моральное или умственное состояние:

I am cold.

Мне холодно.

They are happy.

Они счастливы.

He is brave.

Он храбрый.

c) для обозначения возраста, времени ...

He is 20.

Ему 20 лет

It is 10 o'clock.

10 часов.

#### Конструкция THERE IS / ARE

Употребляется для указания на наличие или отсутствие лица или предмета в определенном месте.

Конструкция **there is / are** соответствует русским предложениям со словами «имеется», «находится», «есть» и, как правило, не переводится.

There is There's	a correspondence faculty at Saint Petersburg University of the Ministry of the Interior	В Санкт-Петербургском университете МВД России есть факультет заочного обучения
There are There're	many faculties at our University	В нашем университете много факультетов

Table 2

+	There	is 's	a book	on the table	
		are 're	some books		
-	There	is no is not (isn't) any	book	on the table	
		are no aren't any	books		
?	Is	there	a book any book	on the table?	Yes, there is. No, there isn't (any)
	Are		books any books		Yes, there are. No, there aren't (any)
What	is	there	on the table?	<b>There is a book on the table</b>	

**! маршрут перевода:** перевод предложений с **there is/are ...**  
начинается с обстоятельства места, (со слов, отвечающих на вопрос: где?)

There are many lecture-halls at the university.

}
}
}

2                      3                      1

В университете много лекционных залов.

## Глагол TO HAVE (Present Simple Tense)

Table 3

	Утвердительная форма	Отрицательная форма	Вопросительная форма
I We You They	have	have no (no = not any) or do not have	Have ... ? Have any... ? Do ... have...?
He She It	has	has no (no = not any) or does not have	Has.....? Has....any...? Does ... have...?

**Note!** В *Present Simple* в значении «иметь» может также использоваться форма **have (has) got** (преимущественно в разговорной устной и письменной речи).

## Функции глагола TO HAVE

Table 4

1. Смысловой глагол, значение: иметь	I <u>have</u> a father, a mother and a sister — У меня есть папа, мама и сестра.
2. Вспомогательный глагол, служит для образования времен группы Perfect; не переводится, обозначает завершенность действия	He <u>has graduated</u> from the University — Он окончил университет.
3. Модальный глагол — эквивалент глагола must (to have to); означает: 1) Have to в основном выражает общие обязательства (или правила), в то время как must используется для конкретных и личных обязательств; 2) долженствование, необходимость совершения действия в силу каких-то обстоятельств	1) To get a driving licence you have to pass a driving test and show your skills in driving. Чтобы получить водительские права, вы должны сдать (пройти) тест на вождение и показать свои навыки вождения. 2) I <u>have to</u> get up early tomorrow. Завтра мне нужно встать рано.

**English Grammar Tenses**  
**Active Voice**  
**PRESENT TENSES**

*Table 5*

	<b>SIMPLE (Indefinite) V-1</b>	<b>CONTINUOUS (Progressive) to be (am, is, are) + V-ing</b>	<b>PERFECT to have (have, has) + V-ed; V-3</b>
<i>Affirmative</i>	I (We, You, They) <i>ask.</i> He (She, It) <i>asks</i>	I <i>am asking.</i> He (She, It) <i>is asking.</i> We (You, They) <i>are asking</i>	I (We, You, They) <i>have asked.</i> He (she, it) <i>has asked</i>
<i>Interrogative</i>	<i>Do</i> I (we, you, they) <i>ask?</i> <i>Does</i> he (she, it) <i>ask?</i>	<i>Am</i> I <i>asking?</i> <i>Is</i> he (she, it) <i>asking?</i> <i>Are</i> we (you, they) <i>asking?</i>	<i>Have</i> I (we, you, they) <i>asked?</i> <i>Has</i> he (she, it) <i>asked?</i>
<i>Negative</i>	I (We, You, They) <i>do not (don't) ask</i> He (She, It) <i>does not (doesn't) ask</i>	I <i>am not asking.</i> He (She, It) <i>is not (isn't) asking</i> We (You, They) <i>are not (aren't) asking</i>	I (You, We, They) <i>have not (haven't) asked</i> He (she, it) <i>has not (hasn't) asked</i>

**PAST TENSES**

*Table 6*

	<b>SIMPLE (Indefinite) V-2</b>	<b>CONTINUOUS (Progressive) to be (was, were) + V-ing</b>	<b>PERFECT to have (had)+ V-ed; V-3</b>
<i>Affirmative</i>	I (He She, It, We, You, They) <i>asked.</i>	I (He, She, It) <i>was asking.</i> We (You, They) <i>were asking</i>	I (He She, It, We, You, They) <i>had asked.</i>
<i>Interrogative</i>	<i>Did</i> I (he she, it we, you, they) <i>ask?</i>	<i>Was</i> I (he she, it) <i>asking?</i> <i>Were</i> we (you, they) <i>asking?</i>	<i>Had</i> I (he she, it we, you, they) <i>asked?</i>
<i>Negative</i>	I (He, She, It, We, You, They) <i>did not (didn't) ask</i>	I (He She, It) <i>was not (wasn't) asking</i> We (You, They) <i>were not (weren't) asking</i>	I (He, She, It, We, You, They) <i>had not (hadn't) asked</i>

## FUTURE TENSES

Table 7

	Simple (Indefinite) <b>Will +V-1</b>	Continuous (Progressive) to be ( <b>will be</b> ) + <b>V-ing</b>	Perfect to have ( <b>will have</b> ) + <b>V-ed; V-3</b>
<i>Affirmative</i>	I (He She, It, We, You, They) <b>will ask.</b>	I (He She, It, We You, They) <b>will ('ll) be asking.</b>	I (He (She, It We, You, They) <b>will have asked.</b>
<i>Interrogative</i>	<b>Will</b> I (he, she, it, we, you, they) <b>ask?</b>	<b>Will</b> I (he, she, it, we, you, they) <b>be asking?</b>	<b>Will</b> I (he, she, it, we, you, they) <b>have asked?</b>
<i>Negative</i>	I (He, She, It, We, You, They) <b>will not (won't) ask.</b>	I (He, She, It, We, You, They) <b>(will not (won't) be asking.</b>	I (He, She, It, We, You, They) <b>will not (won't) have asked.</b>

## Passive Voice PRESENT TENSES

Table 8

	<b>SIMPLE</b> (Indefinite) to be ( <b>am, is, are</b> ) <b>V-3</b>	<b>CONTINUOUS</b> (Progressive) to be ( <b>am being, is being, are being</b> ) + <b>V-3</b>	<b>PERFECT</b> to be ( <b>have been, has been</b> ) + <b>V-ed; V-3</b>
<i>Affirmative</i>	<b>I am asked.</b> He (She, It) <b>is asked.</b> We (You, They) <b>are asked</b>	<b>I am being asked.</b> He (She, It) <b>is being asked.</b> We (You, They) <b>are being asked</b>	I (We, You, They) <b>have been asked.</b> He (she, it) <b>has been asked</b>
<i>Interrogative</i>	<b>Am</b> I asked? <b>Is</b> he (she, it) asked? <b>Are</b> we (you, they) asked?	<b>Am</b> I being asked? <b>Is</b> he (she, it) being asked? <b>Are</b> we (you, they) being asked?	<b>Have</b> I (we, you, they) been asked? <b>Has</b> he (she, it) been asked?
<i>Negative</i>	<b>I am not asked.</b> He (She, It) <b>is not asked.</b> (You, We, They) <b>are not asked</b>	<b>I am not being asked.</b> He (She, It) <b>is not being asked.</b> We (You, They) <b>are not being asked</b>	I (We, You, They) <b>have not (haven't) been asked.</b> He (she, it) <b>has not (hasn't) been asked.</b>

## PAST TENSES

Table 9

	<b>SIMPLE (Indefinite)</b> to be ( <i>was, were</i> ) <b>V-3</b>	<b>CONTINUOUS (Progressive)</b> to be ( <i>was being, were being</i> ) + <b>V-3</b>	<b>PERFECT</b> to be ( <i>had been</i> ) + <b>V-ed; V-3</b>
<i>Affirmative</i>	I (She, It) <i>was asked.</i> We (You, They) <i>were asked</i>	I (She, It) <i>was being asked.</i> We (You, They) <i>were being asked</i>	I (He, she, it, We, You, They) <i>had been asked</i>
<i>Interrogative</i>	<i>Was</i> I (he, she, it) <i>asked?</i> <i>Were</i> we, (you, they) <i>asked?</i>	<i>Was</i> I (she, it) <i>being asked?</i> <i>Were</i> we (you, they) <i>being asked?</i>	<i>Had</i> I (he, she, it, we, you, they) <i>been asked?</i>
<i>Negative</i>	<i>I am not asked.</i> He (She, It) <i>is not (isn't) asked.</i> (You, We, They) <i>are not (aren't) asked</i>	I (He, She, It) <i>was not (wasn't) being asked.</i> We (You, They) <i>were not (weren't) being asked</i>	I (He, She, It We, You, They) <i>had not (hadn't) been asked</i>

## FUTURE TENSES

Table 10

	<b>SIMPLE (Indefinite)</b> <b>Will + V-1</b>	<b>CONTINUOUS (Progressive)</b>	<b>PERFECT</b> To have ( <i>will have</i> ) + <b>V-ed; V-3</b>
<i>Affirmative</i>	I (He She, It, We, You, They) <i>will be asked</i>	<i>There is NO PASSIVE FORM in the Future Continuous!!!</i>	I (He (She, It We, You, They) <i>will have been asked</i>
<i>Interrogative</i>	<i>Will</i> I (he, she, it, we, you, they) <i>be asked?</i>		<i>Will</i> I (he, she, it. we, you, they) <i>have been asked?</i>
<i>Negative</i>	I (He, She, It, We, You, They) <i>will not (won't) be asked</i>		I (He, She, It, We, You, They) <i>will not (won't) have been asked</i>

## MODAL VERBS AND THEIR EQUIVALENTS

### Modal Verbs

*Table 11*

<b>can</b>	мочь (физическая или умственная способность)
<b>may</b>	мочь (разрешение, позволение)
<b>must</b>	должен
<b>should ought to</b>	должен, следует (моральная обязанность, совет)
<b>need needn't</b>	нужно? надо? (вопросительные предложения) не следует, нет необходимости (отрицательные предложения)
<b>shall</b>	1. (вопросительные предложения) оттенок долженствования при обращении к собеседнику с целью получить от него распоряжение, указание 2. (утвердительные предложения) обозначает инструкции или команды — должен, следует = should (в формальной речи)

*Examples:*

The suspect may take any position in the identification group he wishes.

Unfortunately, once you begin a life of crime you can't get out of it easily.

The prosecution must provide evidence to establish defendant's guilt.

People should not drive too fast and they should always wear seat-belts.

“Need I go to the crime scene with you?”

“Yes, you must.”

“(No, you needn't.)”

“Must I go with you?”

“No, you needn't, you must stay here till I come back.”

“Shall I call another witness?”

“No, you needn't, I've interviewed him.”

“The police shall protect the rights, freedoms and lawful interests of a human being and citizen.”

Подозреваемый может занять любое место, которое он хочет, в группе опознаваемых.

К сожалению, начав однажды преступную жизнь, вы не можете легко ее бросить.

Обвинение должно представить доказательство для установления вины подсудимого.

Водители не должны ездить очень быстро, и они должны (им следует) пристегивать ремни безопасности.

— Мне нужно идти (ехать) на место преступления с Вами?

— Да

— (Нет).

— Я должен ехать с вами?

— Нет, не нужно, вы должны оставаться здесь до тех пор, пока я вернусь.

— Мне позвать другого свидетеля?

— Нет, не нужно, я его опросил.

— Полиция должна защищать права, свободы и законные интересы человека и гражданина.

## Modals and their Equivalents

Table 12

<i>Present</i>	<i>Past</i>	<i>Future</i>	<i>Equivalents</i>
<b>can</b>	could	–	be able to
<b>may</b>	might (в согласовании времен)	–	be allowed to
<b>must</b>	–	–	have to (должен, вынужден — по обстоятельствам); be to (должен — по плану, расписанию, договоренности); should, ought to (следует, должен — совет, моральный долг, обязанность)

**NOTE!** **Have to** mainly expresses general obligations (or rules), while **must** is used for specific or personal obligations:

**Have to** в основном выражает общие обязательства (или правила), в то время как **must** используется для конкретных и личных обязательств:

Cadets **have to** wear a uniform.

**I have to** brush my teeth twice a day.

**I must** tell you something.

*Examples:*

He *could* drive a car when he was 16.

Он *умел* водить машину, когда ему было 16 лет.

The policeman was wounded but he *was able to* catch the criminal.

Полицейский был ранен, но он *смог* поймать преступника.

Our lecture *was to* begin at 9.

Наша лекция *должна была* начаться в 9 часов.

Table 13

**don't have to = needn't** (нет необходимости)

**didn't have to = didn't need** (не было необходимости)

They don't have to (needn't) appeal as he is acquitted.

Им не нужно (нет необходимости) подавать апелляцию, т. к. он оправдан.

He didn't have to (didn't need) to wear uniform yesterday as he had his day off.

Ему не нужно было (не было необходимости) надевать форму вчера, т. к. у него был выходной.

## **ADDITIONAL TEXTS**

### **Core Duties of a Police Officer**

Law enforcement officers are commissioned to keep citizens safe 24 hours a day and seven days a week. The duties of police carry a great deal of risk, but many people pursue a career as a police officer because they feel a moral calling to protect and serve others.

The primary duty of a police officer is to protect people and property. Common duties of police include controlling traffic, patrolling neighborhoods, responding to emergency calls, writing citations, delivering warrants, arresting violators and submitting incident reports in a timely manner. Police are also called occasionally to testify in court about a situation they witnessed or handled. Additionally, police educate the public on crime prevention.

Ethics, integrity, accountability and honesty are important values for a police officer to possess. At all times, police officers must follow the law and departmental regulations. For example, use of force must be reasonable and necessary. They are expected to carry out their duties and responsibilities equitably and justly. Police must treat all citizens fairly regardless of race, ethnicity, sexual orientation, socioeconomic status, national origin or religion. The police code of ethics prohibits dishonesty and corruption. Police officers who engage in serious misconduct on duty or in their personal life can face disciplinary action and legal prosecution. When assisting crime victims, police have a duty to be caring, compassionate and responsive by taking the report seriously, pursuing the offender and explaining victim services available in the community.

### **The Police and the Public**

In early 1990 a major feature article in one of Britain's leading papers was entitled, "What's gone wrong with the Police?" it referred to the frequency of scandals during the 1980s involving the police. These scandals concerned the excessive use of violence to maintain public order; violence in the questioning of suspects; the fabrication of evidence and the extortion of forced confessions; and corrupt practices, for example the falsification of records concerning the successful solution to crimes. It also commented on the severe loss of morale among the police, and the high number of police who resign from force on account of stress.

Twenty-five years ago, the British police force was a source of great pride. Unlike police in almost every other country, the British policeman enjoyed a trusted, respected and friendly relationship with the public.

The “bobby on the beat” made it his business to learn his neighbourhood. In return, the public placed a high level of trust in his integrity. This is probably a rosy and idealistic view of the past. But it was a source of pride that almost alone in the police world, the British bobby was unarmed.

The British police are probably still among the best in the world, but clearly there are serious and growing problems. A survey commissioned by three authoritative police associations at the end of the 1980s reported that one of five people believe that the police use unnecessary force on arrest, falsify statements, plant evidence and use violence in police stations.

However, in an age of increasing popular violence and disrespect for law and order, the great challenge for the police is to recapture the respect of the public. In the long run, the way the public feel about the police is of fundamental importance to police ability to control crime and maintain public order.

As the challenges of modern society become more complex, the response of the police has been to seek more manpower and more money. This has neither prevented an increase in crime nor in public disorder. More brainpower rather than manpower would probably improve police efficiency. Police officers have traditionally worked themselves up the career ladder from the lowest rank of constable. It is possible that a new cadre of commissioned officers will be formed to attract more highly educated entrants into the force.

### **The Interview**

Interviewing is talking to people, questioning them, obtaining information and reading between the lines. The main sources of information at the crime scene are the complainant, the victim and any witnesses.

Finding, detaining and separating witnesses is a high priority. Witnesses who are not immediately detained can drift off into the crowd or decide not to become involved. Obtain the information as rapidly as possible. Identify all witnesses and check their names and addresses against their identification. Ask witnesses not to speak to one another or compare stories until they have written in their own words what happened.

In most cases interview complainants first because they often can provide enough information to determine if a crime has been committed and, if so, what type of crime. If department policy requires it, have complainants read and initial or sign the information you record during the interview.

Anyone who saw it happened, how it happened or who made it happen is interviewed next. Such witnesses can be in a state of panic, frustration or anger. In the presence of such emotions, retain calm and detached; yet show sympathy and understanding — a difficult tightrope. After interviewing witnesses, interview people who can furnish facts about what happened before or immediately after the crime or who have information about the suspect or the victim.

Not all people with information are at the crime scene. Some persons in the general area may have seen or heard something of value. Even people miles away from the scene may have information about the crime or the person committing it. Longer-term contacts may include informants, missing witnesses, friends and relatives. Appeals for public cooperation and reports from various agencies and organizations may also produce information.

### **Dealing with False Confessions**

The goal of ethical interviewing, questioning, and interrogation is to elicit the truth, and the truth can include statements that are either inculpatory confessions of guilt or exculpatory denial of involvement in a crime. Whenever an investigator has interrogated a suspect, and a confession of guilt has been obtained, that investigator needs to take some additional steps to ensure that the confession can be verified as truthful before it goes to court. These additional steps are required because, although the investigator has not used any illegal or unethical techniques, the court will still consider whether the accused, for some reason, has confessed to a crime they did not commit. A skilled defence lawyer will often present arguments alleging that psychological stresses of guilt or hopelessness from exposure to overwhelming evidence have been used to persuade a suspect to confess to a crime they did not commit. In such cases, it is helpful for the court to hear any additional statements made by the accused, such as those that reveal that the suspect had direct knowledge of the criminal event that could only be known to the criminal responsible.

In police investigations, there are many details of the criminal event that will be known to the police through their examination of the crime scene or through the interview with witnesses or victims. These details can include the actual way the crime was committed, such as the sequence of events, the tools used in the crime; or the means of entry, path of entry/exit, along with other obscure facts that could only be known by the

actual perpetrator. Confessing to the crime is one thing, but confessing to the crime and revealing intimate details is much more compelling to the court. It is important for an investigator to consider these possibilities when a confession is obtained.

### **Arrest Strategy**

An investigator must decide whether the suspect can or should be arrested. The decision to deprive an individual of their freedom should not be taken lightly, and advice should be sought from the Crown Prosecution Service (CPS) if needed. Once a suspect has been identified, a strategy development approach can be adopted to gather material that will either implicate them in the offence or eliminate them. Every individual who falls within the suspect category must be treated in the same way. If there are specific reasons for not following the same procedure, these should be recorded in the crime report or policy file.

*Power of arrest.* To make an arrest, an officer must first have grounds for believing that it is necessary, as detailed in PACE Code G. This may involve considering the intelligence case and/or evidential material. Before making an arrest, investigators must consider when and how the arrest should take place.

*Timing an arrest.* The way in which the identity of the suspect is discovered has a bearing on how and when an arrest should be made. If there is a choice, it is usually between making an early arrest and conducting a planned arrest. The decision about timing depends on a number of factors, which should be kept under continuous review. If the circumstances alter, the decision to make an immediate arrest or to delay it may have to be amended and the reasons for this recorded.

#### **Note:**

PACE — Police and Criminal Evidence Act — Закон о полиции и доказательствах по уголовным делам.

## VOCABULARY

### A

abolish <i>v</i>	отменять
abuse <i>n, v</i>	злоупотребление; злоупотреблять
abuse of power	злоупотребление властью
accept <i>v</i>	принимать
accident <i>n</i>	(несчастный) случай
accomplice <i>n</i>	сообщник
according to <i>adv</i>	в соответствии с
account <i>n</i>	отчет, учет
on account of	за счет, по причине
accountability <i>n</i>	подотчетность, ответственность
accountable <i>adj</i>	подотчетный, ответственный, объяснимый
accurate <i>adj</i>	точный
accuse (sb. of smth) <i>v</i>	обвинять (кого-либо в чем-либо)
accused <i>adj</i>	обвиняемый
achieve <i>v</i>	достигать
acknowledge <i>v</i>	признавать
acquisition <i>n</i>	приобретение
acquit <i>v</i>	оправдать, признать невиновным
activity <i>n</i>	деятельность
actor <i>n</i>	исполнитель, субъект
actual <i>adj</i>	фактический, реальный,
additional <i>adj</i>	дополнительный
adjudication <i>n</i>	решение суда, вынесение судебного приговора
admire <i>v</i>	восхищаться
admit <i>v</i>	признавать, допускать
adopt <i>v</i>	принимать, одобрять
adult <i>n</i>	взрослый, совершеннолетний человек
advise <i>v</i>	советовать
affect <i>v</i>	влиять
affront <i>v</i>	оскорблять, обижать
afraid <i>adj</i>	испуганный
be afraid of	бояться
against <i>prep</i>	против
age <i>n</i>	возраст

agree <i>v</i>	соглашаться
aid <i>n</i>	помощь
give first ~ to	оказывать первую помощь
aim <i>n</i> ,	цель, задача;
aim (at) <i>v</i>	иметь целью,
	целиться, направлять, стремиться
aim directly and indirectly	направлять прямо (непосредственно) или косвенно
alarm <i>n</i>	тревога
security (burglar) alarm	система сигнализации
allege <i>v</i>	утверждать, заявлять
allow <i>v</i>	разрешать
alone <i>a</i>	один, одинокий
already <i>adv</i>	уже
also <i>adv</i>	также
alter <i>v</i>	менять, изменять(ся)
although <i>conj</i>	хотя, несмотря на то, что
ambiguity <i>n</i>	двусмысленность
ambulance <i>n</i>	скорая помощь
amend <i>v</i>	скорректировать
anger <i>n</i>	гнев
any <i>pron</i>	кто-нибудь; что-нибудь; сколько-нибудь; любой
anyone <i>pron</i>	любой
appeal <i>n</i>	апелляция, обращение
file an appeal	подавать апелляционную жалобу
appear <i>v</i>	появляться
applicant <i>n</i>	податель заявления, претендент
apply <i>v</i>	применять
appoint <i>v</i>	назначать
appreciate <i>v</i>	ценить
apprehend <i>v</i>	арестовать, задержать
approach <i>n</i>	подход
approve <i>v</i>	одобрять
area <i>n</i>	территория
core areas	основные области
arise <i>v</i>	возникать
arm <i>n, v</i>	рука; вооружать
spread arms out	развести руки в стороны.

armed <i>adj</i>	вооруженный
arraignment <i>n</i>	предъявление обвинения
arrive <i>v, n</i>	прибывать, прибытие
arson <i>n</i>	поджог
art <i>n</i>	искусство
work of ~	произведение искусства
article <i>n</i>	раздел, статья, предмет
aside from <i>prep</i>	помимо
assailant <i>n</i>	нападающий
assassin <i>n</i>	убийца по политическим мотивам или по найму
assassination <i>n</i>	убийство по политическим мотивам, заказное убийство
assault <i>n</i>	нападение
aggravated assault	нападение при отягчающих обстоятельствах
Assembly <i>n</i>	Ассамблея
General ~	Генеральная Ассамблея
assess <i>v</i>	оценивать
assessment <i>n</i>	оценивание
assist <i>v</i>	помогать
assistance <i>n</i>	помощь, содействие
associate <i>v</i> (with)	соединять, общаться, объединяться
attention <i>n</i>	внимание
pay attention	обратить внимание
draw attention	привлечь внимание
attitude <i>n</i>	отношение
attract <i>v</i>	привлекать
attraction <i>n</i>	достопримечательность
author <i>n</i>	автор
authority <i>n</i>	власть, полномочие
legal ~	правовой документ, авторитетный специалист по праву
available <i>adj</i>	доступный, имеющийся в наличии
aver <i>v</i>	утверждать, доказывать
avoid <i>v</i>	избегать
aware <i>adj</i>	осведомленный

backpack <i>n</i>	рюкзак
oversized backpack	слишком большой по размеру
badge <i>n</i>	рюкзак
bail <i>n, v</i>	значок
leave on bail	залог, поручительство; брать на поруки
barrister <i>n</i>	освободить из заключения под залог
	барристер (адвокат, имеющий право
	выступать в высших судах)
base <i>v</i>	основывать(ся), опираться
battery <i>n</i>	избиение, побои
bear <i>v</i>	рождать, перевозить, нести
bearing <i>n, v</i>	опора; опираться, иметь отношение
beat <i>n</i>	участок полицейского
	патрулирования
because <i>conj</i>	потому что
begin <i>v</i>	начинать
behaviour <i>n</i>	поведение
behind <i>prep</i>	позади
believe <i>v</i>	полагать, верить
belong (to) <i>v</i>	принадлежать
belongings <i>pl n</i>	вещи, имущество
belt <i>n</i>	лента конвейера, ремень
bereave <i>v</i>	запрещать
bill <i>n</i>	законопроект
pass a bill	принять законопроект
bin <i>n</i>	контейнер, мусорное ведро
blame <i>n</i>	вина
blameworthiness <i>n</i>	наказуемость
boarding <i>n</i>	посадка, высадка
boarding public transport	посадка в общественный транспорт
booking <i>n</i>	регистрация
bordering <i>n, adj</i>	граница; граничащий, прилегающий
both <i>a</i>	оба, обе
both ... and <i>conj</i>	как ..., так и
boundary <i>n</i>	граница
brainpower <i>n</i>	умственные способности,
	мыслительные способности

brake <i>v</i>	тормозить
branch <i>n</i>	ветвь, отрасль, власть
break <i>v</i>	нарушать (право, закон)
break in	прерывать, незаконно вторгаться в помещение
break out	бежать (из тюрьмы)
breaker <i>n</i>	нарушитель
law- breaker <i>n</i>	правонарушитель
bribe <i>n, v</i>	взятка; дать или предложить взятку
bribery <i>n</i>	взяточничество
bridge <i>n</i>	мост
bascule bridge	разводной мост
bring <i>n</i>	приносить, доставлять
bring forward	выдвигать
build <i>v</i>	строить
burglary <i>n</i>	насильственное вторжение в чужое жилище, кража со взломом
buy <i>v</i>	покупать

## С

call <i>v</i>	называть, звонить, позвать, требовать
calling <i>n</i>	призвание
calm <i>adj</i>	спокойный
camera <i>n</i>	фотоаппарат
capacity <i>n</i>	способность
capture <i>n</i>	поимка
capture <i>v</i>	захватить, завладеть
career <i>n</i>	карьера
career ladder.	карьерная лестница.
careful <i>a</i>	осторожный, внимательный
carefully	тщательно, осторожно
careless <i>adj</i>	беспечный, неосторожный
carelessness <i>n</i> ,	беспечность;
caring <i>adj</i>	заботливый
carry <i>v</i>	нести
carry out	выполнять

case <i>n</i>	судебное дело, случай
try a case	рассматривать дело
criminal case	уголовное дело
civil case	гражданское дело
handle a case	вести судебный процесс
catch (caught, caught) <i>v</i>	ловить, поймать, схватить
catch red-handed	поймать на месте преступления, поймать с поличным
cathedral <i>n</i>	собор
cause <i>n, v</i>	причина; причинять
cause harm	причинять вред
intentional causing	умышленное причинение
celebration <i>n</i>	празднование
cell <i>n</i>	камера
certain <i>a</i>	определенный
challenge <i>n</i>	вызов
change <i>n, v</i>	мелочь, мелкие деньги; менять(ся)
charge <i>n, v</i>	обвинение, обвинять
chase <i>v</i>	преследовать (syn. hunt)
cheating <i>n</i>	мошенничество, обман
check <i>n, v</i>	контроль, досмотр; проверять,
checkpoint <i>n</i>	контрольно-пропускной пункт
choice <i>n</i>	выбор
church <i>n</i>	церковь
~ of the Savior on Spilled Blood	Спас на Крови
circumstance <i>n</i>	условие, положение, ситуация
attendant circumstances	сопутствующие обстоятельства
citation <i>n</i>	цитирование, повестка
citizen <i>n</i>	гражданин
civilian <i>n</i>	гражданское лицо, гражданский, штатский
clearance <i>n</i>	раскрытие преступления
code <i>n</i>	кодекс
penal code	уголовный кодекс
Criminal Code	уголовный кодекс
under the Criminal Code	в соответствии с Уголовным Кодексом
in accordance with the ~	в соответствии с Уголовным Кодексом
coincide <i>v</i>	совпадать

collaboration <i>n</i>	сотрудничество, участие, совместная работа
collect <i>v</i>	собирать
collect evidence	собирать доказательства
combat <i>v</i>	бороться
come <i>v</i>	подходить
come over here	пройдите сюда
command <i>v</i>	приказывать, приказать, повелеть, повелевать
commemorate <i>v</i>	читать память, увековечивать, ознаменовать
commission <i>v</i>	осуществлять действие
common <i>adj</i>	общий, обычный
community <i>n</i>	местное сообщество, население
compare <i>v</i>	сравнивать
comparison <i>n</i>	сравнение
compassionate <i>adj</i>	сострадательный
compelling <i>adj</i>	убедительный
complainant <i>n</i>	истец
complaint <i>n</i>	жалоба
complete <i>v</i>	закончить; завершить
complex <i>adj</i>	сложный
compliance <i>n</i>	соответствие, соблюдение (правовых норм)
non-compliance	несоблюдение
comply with <i>v</i>	соответствовать, подчиняться
compose <i>v</i>	составлять
comprehension	понимание
comprehensive <i>adj</i>	всеобъемлющий, исчерпывающий
comprise <i>v</i>	включать, заключать в себе
compulsory <i>adj</i>	обязательный
compulsory labour	принудительный труд
conceal <i>v</i>	скрывать
concern <i>v</i>	касаться
conclude <i>v</i>	делать вывод, решить
conduct <i>n, v</i>	поведение; осуществлять, проводить
disorderly conduct	хулиганство, нарушение общественного порядка

confess <i>v</i>	признавать(ся), сознавать(ся)
confession <i>n</i>	признание
inculpatory confession	чистосердечное признание
confine <i>v</i>	ограничивать
conscious <i>adj</i>	сознательный
consciousness <i>n</i>	сознание
consequence <i>n</i>	последствие
consider <i>v</i>	рассматривать, обдумывать
considerable <i>a</i>	значительный
consist (of) <i>v</i>	состоять
constable <i>n</i>	констебль, полицейский
constitutive <i>adj</i>	основополагающий
contain <i>v</i>	содержать
contemporaneous <i>adj</i>	современный
contemporary <i>adj</i>	современный
contend <i>v</i>	утверждать, состязаться
content <i>n</i>	содержимое
the content of a bottle	содержимое бутылки (кармана)
(pockets)	карманов
contradictory <i>n</i>	противоречивость
contradictory <i>n</i>	противоречивость
contrary <i>adv</i>	в противоположность
convey <i>v</i>	передавать
convict <i>n, v,</i>	осужденный; осуждать, признать
	виновным
conviction <i>n</i>	осуждение
convulsion <i>n</i>	судорога
cooperation <i>n</i>	сотрудничество
corpus delicti	состав преступления
correction <i>n</i>	исправление, исправительное
	наказание
counterfeiting <i>n</i>	подделка, фальшивомонетничество
counterpart <i>n</i>	аналог
country <i>n</i>	страна; сельская местность
courageous <i>adj</i>	храбрый, находчивый,
	сообразительный
course <i>n</i>	курс, направление
in the course of	в течение
court <i>n</i>	суд

European Court of Human Rights	Европейский суд по правам человека
cover <i>v</i>	охватывать
cover the core areas	охватывать основные направления
crack <i>n</i>	разновидность кокаина
crash <i>v</i>	разбить(ся), ударяться с грохотом
create <i>v</i>	создавать, творить
create a route	прокладывать маршрут
credit <i>n</i>	«кредит» (зачётная единица в высшем учебном заведении); балл (условный балл)
crime <i>n</i>	преступление
crime investigation	расследование преступления
crime prevention	предотвращение преступления
crime solution	раскрытие преступления
crimes against the person	преступления против личности
crimes against property	преступления против собственности
crimes against public order	преступления против общественного порядка
cyber crime	киберпреступление
hate crime	преступление на почве ненависти (расовой, религиозной)
petty crime	малозначительное преступление
serious (grave) crime	серьезное (тяжкое) преступление
charge of a crime	обвинение в преступлении
charge with a crime	обвинять в совершении преступления
commit a crime	совершить преступление
tackle (solve) a crime	раскрыть преступление
white-collar crime	беловоротничковое преступление
criminal <i>n, adj</i>	преступник; преступный
first-time criminal (offender)	человек, совершивший преступление в первый раз
hardened criminal (offender)	закоренелый преступник,
repeat criminal (offender)	преступник-рецидивист
cross <i>n, v</i>	перекресток,
	переходить, пересекать
crowd <i>n</i>	толпа людей

culpability <i>n</i>	виновность
culpable <i>adj</i>	виновный, преступный
culpable omission	преступное бездействие
cumulative <i>adj</i>	совокупный, суммарный
current <i>adj</i>	нынешний, текущий, современный
custody <i>n</i>	охрана; содержание под стражей
take into custody	взять под стражу
custom-house <i>n</i>	таможня
cycle <i>n, v</i>	велосипед; ездить на велосипеде
<b>D</b>	
damage <i>v</i>	повреждать
damage to property	имущественный, материальный ущерб, повреждение имущества
inflict damage	причинять (наносить) ущерб
danger <i>n</i>	опасность
put one's life in danger	подвергать опасности чью-либо жизнь
deal <i>n</i>	дело, сделка
a good deal	много (с неисч.)
deal with <i>v</i>	иметь дело с ...
death <i>n</i>	смерть
decide <i>v</i>	решать
decision <i>n</i>	решение
majority decision	решение большинством голосов
arrive at (come to, make, reach) a decision	принять решение
decision-making	принятие решения
declare <i>v</i>	заявлять, объявлять
deep <i>adj</i>	глубокий
defeat <i>n, v</i>	поражение; наносить поражение
defendant <i>a, n</i>	подсудимый, ответчик
defender <i>v</i>	защитник
define <i>v</i>	определять
definition <i>n</i>	дефиниция, определение
degree <i>n</i>	степень, ученая степень, диплом
delay <i>n, v</i>	задержка; задерживать
delict <i>n</i>	нарушение закона, правонарушение
corpus delicti	состав преступления

delinquent <i>a, n</i>	виновный, правонарушитель
demand <i>n, v</i>	требование, требовать
demarcating <i>n</i>	разграничение
demarcating line	демаркационная линия
denial <i>n</i>	отрицание, опровержение
denote <i>v</i>	обозначать
deny <i>v</i>	отрицать
department <i>n</i>	отдел
depend (on, upon) <i>v</i>	зависеть (от)
dependent <i>adj</i>	зависимый
deposit <i>n</i>	хранение
deposit area	камера хранения
deprivation <i>n</i>	лишение
deprive <i>v</i>	лишать, отбирать
derive <i>v</i>	происходить, извлекать, вытекать
derogation <i>v</i>	отступление
describe <i>v</i>	описывать
deserted <i>adj</i>	безлюдный
design <i>n, v</i>	разработка; предназначать
desire <i>n</i>	желание
despite <i>adv</i>	несмотря (на)
destroy <i>v</i>	уничтожать
detached <i>adj</i>	беспристрастный, независимый
detain <i>v</i>	задерживать; содержать под стражей
detained <i>adj</i>	задержанный
detect <i>v</i>	обнаруживать
detention <i>n</i>	задержание, арест, заключение под стражу
deter <i>v</i>	сдерживать
determination <i>n</i>	определение
determine <i>v</i>	определять
deterrence <i>n</i>	удержание, устрашение
develop <i>v</i>	развивать
deviation <i>n</i>	отклонение
devote (to) <i>v</i>	посвящать
difficulty <i>n</i>	трудность
dignity <i>n</i>	достоинство
discordant <i>adj</i>	диссонирующий

dispute <i>n</i>	разногласие, конфликт
disregard <i>n, v</i>	пренебрежение; пренебрегать, игнорировать
distinct <i>adj</i>	четкий
distinction <i>n</i>	различие
distribution <i>n</i>	распределение
district <i>n</i>	округ, район, участок, область
divert <i>v</i>	отвлекать
divide <i>v</i>	делить
draw <i>v</i>	рисовать, чертить
drift <i>v</i>	перемещаться
drive <i>v</i>	водить машину
drive away	уехать
driving	управление автомобилем
reckless driving	опасная езда, нарушение правил дорожного движения
drug <i>n</i>	лекарство, наркотик
drug addict	наркоман
drug addiction	наркомания
drug abuse	злоупотребление наркотиками
take drugs	принимать наркотики
drunkenness <i>n</i>	пьянство
public drunkenness	распитие алкогольных напитков в общественном месте
due to <i>prep</i>	из-за, вследствие
duration <i>n</i>	во время, в период
during <i>prep</i>	в течение
duty <i>n</i>	обязанность, долг
<b>Е</b>	
earn <i>v</i>	зарабатывать
educate <i>v</i>	обучать
efficiency <i>n</i>	эффективность
effort <i>n</i>	движение, усилие
either or... <i>conj</i>	или...либо, или...или
eligible <i>adj</i>	имеющий право
eliminate <i>v</i>	устранять, удалять, исключать
embezzlement <i>n</i>	растрата, присвоение имущества, хищение

embrace <i>v</i>	охватывать
emergency <i>n</i>	чрезвычайные обстоятельства
emergency call	экстренный вызов
emergency exit	запасный выход
employ <i>v</i>	нанимать, использовать
employment <i>n</i>	работа, занятость
empty <i>v</i>	опоражнивать, вынимать (всё)
enactment <i>n</i>	принятие, постановление
encourage <i>v</i>	поощрять, поддерживать
engagement <i>n</i>	дело, занятие
enjoy <i>v</i>	получать удовольствие; наслаждаться
ensure <i>v</i>	обеспечивать
enter <i>v</i>	входить, поступать
entrant <i>n</i>	абитуриент
equip <i>v</i>	оборудовать
equipment <i>n</i>	оборудование, оснащение
equitably <i>adv</i>	справедливо
escape <i>v</i>	совершать побег; избежать (опасности)
espionage <i>n</i>	шпионаж
essential <i>adj</i>	необходимый, весьма важный
establishment <i>n</i>	учреждение, организация
ethical <i>adj</i>	этический, нравственный
even <i>adv</i>	даже
evidence <i>n</i>	улика, доказательство, свидетельское показание
circumstantial evidence	косвенное доказательство, косвенные улики
corroborating (corroborative) evidence	подтверждающие доказательства
physical evidence	вещественное доказательство
give evidence	давать показания
plant evidence	подбрасывать улики
evil <i>adj</i>	злостный, порочный
exact <i>adj</i>	точный
examination <i>n</i>	осмотр, проверка
examine <i>v</i>	рассматривать, досматривать, проверять
excessive <i>adj</i>	чрезмерный

exchange <i>n, v</i>	обмен, обменивать(ся), фондовая биржа
exclude <i>v</i>	исключать
exculpate <i>v</i>	оправдывать
exculpatory <i>adj</i>	оправдательный
execution <i>n</i>	исполнение, смертная казнь
executive <i>adj</i>	исполнительный
exhibit <i>n</i>	экспонат (на выставке)
exhibition <i>n</i>	выставка
exist <i>v</i>	существовать
exist <i>v</i>	существовать
existence <i>n</i>	существование
expect <i>v</i>	ожидать, предполагать
experience <i>n, v</i>	опыт; испытывать
experienced <i>adj</i>	опытный
explode <i>v</i>	взрывать(ся)
expose <i>v</i>	показывать, выявлять, разоблачать
exposure <i>n</i>	разоблачение, обличение
extent <i>n</i>	мера, степень
extortion <i>n</i>	вымогательство

## Ф

face <i>v</i>	сталкиваться, подвергаться
fail <i>v</i>	терпеть неудачу, подводить
failure <i>n</i>	неудача, провал;
fair <i>a</i>	честный, справедливый
fake <i>n, v</i>	подделка, фальшивка; подделывать
famous (for) <i>adj</i>	известный
fascinating <i>adj</i>	очаровательный
fault <i>n</i>	вина
feel <i>v</i>	чувствовать
felony <i>n</i>	фелония, тяжкое преступление
few <i>adj, pron</i>	мало, немногие, немного
a few	несколько, немного
field <i>n</i>	область, сфера
file <i>n</i>	картотека
fine <i>n</i>	штраф, штрафовать
impose fine	назначать штраф
fingerprint <i>n</i>	отпечаток пальца

firearms <i>n</i>	огнестрельное оружие
flee (fled, fled) <i>v</i>	убегать
flow <i>n, v</i>	поток, течь
focus on <i>v</i>	сосредоточиться на
follow (sb) <i>v</i>	следовать (за кем-либо)
follow the law	следовать закону
footprint <i>n</i>	отпечаток ноги, след
forbid (forbade, forbidden) <i>v</i>	запрещать
force <i>n, v</i>	сила, принуждение, подразделение; заставлять
involve force	влечь насилие, сопряжены с применением насилия
forecast <i>v</i>	предвидеть
foreigner <i>n</i>	иностранец, приезжий
forensics <i>n</i>	судебная экспертиза
computer forensics	компьютерно-техническая экспертиза
foresight <i>n</i>	предвидение
forge <i>v</i>	подделывать документ
forgery <i>n</i>	подделка
forgive <i>v</i>	прощать
found <i>v</i>	основывать
fraud <i>n</i>	обман; мошенничество
fraudulence <i>n</i>	мошенничество
fraught <i>adj</i>	наполненный, преисполненный
free <i>adj</i>	свободный
set free	освободить
frequency <i>n</i>	частота
frequent <i>adj</i>	частый
frequently <i>adv</i>	часто
frighten <i>v</i>	пугать
frustration <i>n</i>	смятение, огорчение
fuel <i>v</i>	подпитывать, разжигать
fulfill <i>n</i>	выполнять
furnish <i>v</i>	предоставить
future <i>n, adj</i>	будущее; будущий
near future	ближайшее будущее
challenging <i>adj</i>	требующий усилий в преодолении; трудный, но интересный

## G

gambling <i>n</i>	азартные игры
gang <i>n</i>	группа, банда
gather <i>v</i>	собирать
general <i>adj</i>	общий, главный
in general	в основном, в общем
get <i>v</i>	получать
get away	убежать
get away with	сделать что-либо безнаказанно
get a taxi	вызвать такси
given <i>adv</i>	учитывая
glorious <i>a</i>	великолепный
glove <i>n</i>	перчатка
goal <i>n</i>	цель, задача
goods <i>pl n</i>	товары
go through <i>v</i>	пройти
government <i>n</i>	правительство
grab <i>v</i>	хватать
grab at	пытаться схватить
grasping <i>n</i>	понимание, осознание
great <i>n, adj</i>	гений; великий, выдающийся
gross <i>adj</i>	тяжкий, грубейший
ground <i>n</i>	основание, основа
grow <i>v</i>	расти, увеличиваться
guard <i>n, v</i>	охрана; охранять
guilt <i>n</i>	вина, виновность
guilty <i>adj</i>	виновный
plead guilty	признать себя виновным
guilty mind	преступный умысел, вина

## H

hand <i>adj</i>	ручной
hand-held wand	ручной металлодетектор
handle <i>v</i>	обрабатывать, оперировать, работать
happen <i>v</i>	случаться, происходить
harass <i>v</i>	причинять беспокойство (телефонными звонками)
harm <i>n</i>	вред

cause harm	причинять вред, убыток
inflict harm	нанести, причинить вред
hate <i>v</i>	ненавидеть
haunt <i>v</i>	преследовать
head <i>n, v</i>	голова, руководитель; возглавлять
headphones <i>pl n</i>	наушники
headquarters <i>n</i>	штаб-квартира
hear (heard, heard) <i>v</i>	слышать
hearing <i>n</i>	слушание (дела)
hide <i>v</i>	прятать(ся)
highlight <i>v</i>	освещать, подчеркивать, отмечать
hijack <i>v</i>	заниматься воздушным пиратством
hijacking <i>n</i>	захват самолета, угон (воздушных средств)
hypnotic <i>adj</i>	гипнотический
hypnosis <i>n</i>	гипноз
hit (hit, hit) <i>v</i>	ударять
hold <i>v</i>	вмещать, содержать; проводить
holder <i>n</i>	держатель, владелец
homicide <i>n</i>	убийство человека
honest <i>adj</i>	честный
honesty <i>n</i>	честность
hood <i>n</i>	капюшон
hope <i>v</i>	надеяться
hostage <i>n</i>	заложник
hostage-taking / taking of	захват заложников
hostages	
hostel <i>n</i>	общежитие
however <i>conj</i>	однако
huge <i>a</i>	огромный
hunt <i>v</i>	ловить, искать, охотиться
<b>I</b>	
identify <i>v</i>	опознавать, устанавливать личность
immediate <i>a</i>	немедленный, незамедлительный
impartial <i>a</i>	беспристрастный
implicate <i>v</i>	вовлекать, подразумевать
importance <i>n</i>	важность
important <i>a</i>	важный

impose <i>v</i>	налагать, возлагать
impose sentence	вынести приговор
imposition <i>n</i>	навязывание, введение, назначение
imprisonment <i>n</i>	тюремное заключение, лишение свободы
improve <i>v</i>	улучшать, совершенствовать
imputation <i>n</i>	вменение (в вину), обвинение (в чем-либо)
inadmissibility <i>n</i>	недопустимость
incapable <i>a</i>	неспособный
incident <i>n</i>	инцидент, происшествие
domestic incident	бытовое насилие
include <i>v</i>	заключать в себе, содержать
inconsistent <i>adj</i>	непоследовательный
increase <i>n, v</i>	увеличение; увеличивать(ся)
incredible <i>adj</i>	невероятный, необыкновенный
independence <i>n</i>	независимость
independent <i>a</i>	независимый
indictable <i>a</i>	являющийся основанием для уголовного преследования по обвинительному акту
induce <i>v</i>	провоцировать, склонять, убеждать
influence <i>n, v</i>	влияние; влиять
driving under the influence	управление автомобилем в состоянии наркотической или алкогольной интоксикации
infraction <i>n</i>	нарушение (права, закона)
initial <i>adj, v</i>	начальный, исходный; парафировать (поставить подпись)
injure <i>v</i>	повредить, ранить
injured <i>a</i>	потерпевший, получивший телесные повреждения
injury <i>n</i>	телесное повреждение
innocence <i>n</i>	невиновность
innocent <i>n</i>	невиновный
inspect <i>v</i>	осматривать, проверять
inspection <i>n</i>	осмотр, проверка
inspire <i>v</i>	способствовать, стимулировать
integrity <i>n</i>	целостность, порядочность

intelligence <i>n</i>	разведка, ум
intend <i>v</i>	намереваться
intent <i>n</i>	умысел
intention <i>n</i>	намерение
inter alia <i>adv</i>	между прочим, среди прочего
interference <i>n</i>	вмешательство
intermediate <i>adj</i>	промежуточный
interrelated <i>adj</i>	взаимосвязанный
interwoven <i>adj</i>	переплетенный, вплетенный
introduce <i>v</i>	вносить на рассмотрение, представлять
invent <i>v</i>	изобретать
investigate <i>v</i>	расследовать
investigation <i>n</i>	расследование
criminal investigation	уголовное расследование
involve <i>v</i>	вовлекать, включать в себя
item <i>n</i>	пункт, предмет
<b>Ж</b>	
jail <i>n</i>	тюрьма (следственная или краткосрочного заключения)
jaywalking	переход улицы в непопозоженном месте
join <i>n</i>	(при)соединять(ся)
judge <i>n, v</i>	судья; судить
judgement <i>n</i>	суждение, мнение, судебное решение
judicial <i>adj</i>	судебный
jurisdiction <i>n</i>	юрисдикция, отправление правосудия
waive the jurisdiction	отказаться от слушания дела в данном суде
juror <i>n</i>	присяжный заседатель
jury <i>n</i>	суд присяжных
just <i>a, adv</i>	справедливый; только что
justly <i>adv</i>	справедливо
justice <i>n</i>	правосудие, справедливость
bring to justice	передать правосудию
Criminal Justice System	система уголовного правосудия

justify *v*  
juvenile *n, adj*  
juvenile delinquency

оправдать, подтверждать  
несовершеннолетний  
преступность  
несовершеннолетних

keep *v*  
key *n, adj*  
kidnap *v*  
kidnapping *n*  
kill *v*  
knowledge *n*

**К**  
держать, хранить  
ключ; главный, основной  
похищать людей  
похищение  
убивать  
знание

lack *n*  
laptop *n*  
larceny *n*  
late *adj*  
lately *adv*  
lavish *adj*  
lay *v*  
lay flat  
lay down

**Л**  
недостаток  
ноутбук  
воровство  
поздний  
недавно, за последнее время  
роскошный  
класть, положить  
положить в горизонтальном  
положении  
излагать, установить, закладывать

law *n*  
law enforcement  
law enforcement agency  
(body)  
pass a law  
break the law  
uphold the law  
obey the law  
common law  
statutory law

закон, право  
правоприменение  
правоохранительный орган  
принимать закон  
нарушать закон  
поддерживать закон  
подчиняться закону, соблюдать  
закон  
общее право  
статутное право

lead *v*  
leading *adj*  
leave *v*  
legal *adj*  
legal proceeding

вести, возглавлять  
ведущий  
уезжать, оставлять, покидать  
юридический, правовой, законный  
судебное разбирательство

legislative <i>adj</i>	законодательный
let <i>v</i>	позволять
level <i>n</i>	уровень
liability <i>n</i>	ответственность
light <i>n, v</i>	освещение; освещать
badly-lit areas	плохо освещенные участки
like <i>adj</i>	подобный, похожий
look like	выглядеть, быть похожим
likely <i>adv</i>	вероятно
likewise <i>adv</i>	подобно
limit <i>n, v</i>	предел; ограничивать
limitation <i>n</i>	ограничение
link <i>n</i>	связь
causal link	причинная связь
liquid <i>n</i>	жидкость
limit <i>n, v</i>	предел, ограничивать
line-up <i>n</i>	предъявление для опознания
list <i>n, v</i>	список, перечисление;
	перечислять, указать
literally <i>adv</i>	буквально
litter <i>v</i>	засорять, сорить
loan <i>n</i>	ссуда, заем
loan sharking	ростовщичество
local <i>adj</i>	местный
locate <i>v</i>	обнаруживать
located <i>adj</i>	расположенный
lock <i>n, v</i>	замок, закрывать на замок
lockup <i>n, v</i>	полицейская тюрьма, арестовывать
lonely <i>adj</i>	одинокий
look <i>v</i>	смотреть, выглядеть
look like	выглядеть как, быть похожим
lose <i>v</i>	терять
be lost	заблудиться
loss <i>n</i>	потеря
suffer heavy losses	нести большие потери

## М

magnificent <i>adj</i>	великолепный, величественный
maintain <i>v</i>	поддерживать

maintain law and order	поддерживать закон и порядок (правопорядок)
major <i>adj</i>	главный, основной
make <i>v</i>	заставлять
maliciousness <i>n</i>	злонамеренность
manslaughter <i>n</i>	непредумышленное убийство
manufacture <i>n</i>	производство
marble <i>n</i>	мрамор
mark <i>n</i>	отметка, знак
needle mark	татуировка
mankind <i>n</i>	человечество
manpower <i>n</i>	кадры, личный состав
marriage <i>n</i>	замужество, женитьба
master <i>n, v</i>	магистр (учёная степень); овладевать, преодолевать
Master of law (LLM)	магистр юридических наук (права)
master's degree	степень магистра
masterpiece <i>n</i>	шедевр
match <i>v</i>	подходить, соответствовать
mean <i>v</i>	означать, иметь в виду, намереваться
means <i>n</i>	средство, способ
measure <i>n, v</i>	мера; измерять
take measures	принимать меры
medicine <i>n</i>	лекарство, лекарственный препарат
membership <i>n</i>	членство
mental <i>adj</i>	умственный, духовный,
mental health	психический психическое здоровье
metal <i>n, adj</i>	металлический предмет; металлический
metal detector <i>n</i>	металлоискатель, металлодетектор
pass (go /step /walk)	проходить через рамку
through the metal detector	металлоискателя
mind <i>n</i>	разум, рассудок, сознание, психика
state of mind	душевное состояние
requisite state of mind	необходимое состояние ума
misconduct <i>n</i>	проступок, неправомерное поведение

misdemeanour <i>n</i>	проступок, мелкое правонарушение, административное правонарушение
missing <i>adj</i>	пропавший, отсутствующий, недостающий
missing person	пропавший без вести
modus ( <i>лат.</i> ) <i>n</i>	способ
modus operandi	способ действия, способ совершения преступления
money <i>n</i>	деньги
money laundering	отмывание денег
move <i>v</i>	двигаться
movement <i>n</i>	движение
mug <i>v</i>	грабить (на улице)
murder <i>n, v</i>	тяжкое убийство (умышленное); убивать (жестоко)
must-see <i>n</i>	то, что необходимо увидеть
<b>N</b>	
narrow <i>adj</i>	узкий
natural <i>adj</i>	природный, естественный
nature <i>n</i>	природа, суть, сущность
nearly <i>adv</i>	почти
necessary <i>adj</i>	необходимый
need <i>v</i>	нуждаться
neglected <i>adj</i>	забытый, брошенный
negligence <i>n</i>	халатность, небрежность
gross negligence	грубая небрежность
negotiator <i>n</i>	переговорщик
nevertheless <i>adv</i>	тем не менее, однако, несмотря на
neighbourhood <i>n</i>	соседство, район, квартал
neither...nor <i>conj</i>	ни..., ни
nickname <i>n</i>	уменьшительное имя, прозвище, псевдоним
non-compliance <i>n</i>	несоблюдение
nosy <i>adj</i>	любопытный
note <i>n, v</i>	заметка; отмечать
notice <i>v</i>	замечать
number <i>n</i>	число, номер

a number (of )	ряд, некоторое количество
the number (of)	количество
numerous <i>adj</i>	многочисленный

## О

oath <i>n</i>	клятва
take (swear) an oath	принимать присягу
obey <i>v</i>	подчиняться
obey the law	соблюдать закон
object <i>n</i>	предмет, вещь, цель
objective <i>n</i>	цель
obligation <i>n</i>	обязательство
obscure <i>adj</i>	малоизвестный, непонятный
observe <i>v</i>	наблюдать, соблюдать
observant <i>adj</i>	наблюдательный
obtain <i>v</i>	получать
obvious <i>adj</i>	очевидный
occasionally <i>adj</i>	периодически, иногда, изредка,
occupy <i>v</i>	занимать
occur <i>v</i>	случаться, происходить
offence <i>n</i>	правонарушение
offend <i>v</i>	оскорблять, совершать
	преступление
offender <i>n</i>	преступник, правонарушитель
omission <i>n</i>	бездействие, недоработка,
	недосмотр, ошибка
culpable omission	преступное бездействие
omit <i>v</i>	не совершать
once <i>adv</i>	как только, когда
opinion <i>n</i>	мнение
opportunity <i>n</i>	возможность
oppressive <i>adj</i>	жестокий, репрессивный
order <i>n</i>	порядок, приказ, команда
in order to	чтобы, для того чтобы
public order	общественный порядок
originate <i>v</i>	происходить, возникать,
	возникнуть, зародиться,
outline <i>v</i>	излагать, описать
over <i>prep</i>	над, выше, свыше

overdose <i>n</i>	слишком большая, вредная доза
overwhelming <i>adj</i>	подавляющий, убедительный
<b>Р</b>	
package <i>n</i>	свёрток
palace <i>n</i>	дворец
parole <i>n</i>	условно-досрочное освобождение
part <i>n</i>	часть, сторона
on the part	со стороны
particular <i>adj</i>	особый, специфический, определенный
pass <i>v</i>	передавать, проходить, миновать
pass an examination	сдать экзамен
pass through the metal detector	пройти через металлодетектор
passion <i>n</i>	страсть, аффект
path <i>n</i>	путь
patient <i>n, adj</i>	пациент; терпеливый
pay <i>v</i>	платить
pay attention (to)	обращать внимание, уделять внимание
pedestrian <i>n</i>	пешеход
pen <i>v</i>	писать
penal <i>adj</i>	уголовный; наказуемый; пенитенциарный
penalty <i>n</i>	наказание
penitentiary <i>n</i>	тюрьма, исправительная колония
per cent <i>n</i>	процент (%)
perhaps <i>adv</i>	возможно
perpetual <i>adj</i>	вечный, нескончаемый
peril <i>n</i>	опасность
persist <i>v</i>	настаивать, настойчиво продолжать
persuade <i>v</i>	убеждать
pervade <i>v</i>	пронизывать, проникать
photofit (picture) <i>n</i>	фоторобот
pickpocket <i>n, v</i>	карманный вор; совершать карманную кражу
picture <i>n</i>	картина, фотография
take a picture of	фотографировать
plotting <i>n</i>	заговор

pocket <i>n</i>	карман
pocket <i>n</i>	карман
policy <i>n</i>	политика, стратегия
population <i>n</i>	население
possess <i>v</i>	владеть, иметь
possession <i>n</i>	владение
possibility <i>n</i>	возможность
postgraduate <i>n</i>	студент магистратуры, магистрант
postgraduate courses (studies)	магистратура
pound <i>n</i>	фунт (единица веса; денежная единица)
poverty <i>n</i>	бедность
power <i>n</i>	сила, власть, полномочие
precaution <i>n</i>	предосторожность
precise <i>adj</i>	точный
prefer <i>v</i>	предпочитать
preliminary <i>a</i>	предварительный
premises <i>n</i>	дом с прилегающими постройками и участком
prepare <i>v</i>	готовить
prescribe <i>v</i>	предписывать
prescription <i>n</i>	рецепт (врача)
presence <i>n</i>	присутствие, наличие
present <i>v</i>	представлять
prevent <i>v</i>	предотвращать
prevention <i>n</i>	предотвращение
pride <i>n</i>	гордость
primary <i>adj</i>	первичный, основной
print <i>n</i>	отпечаток
latent print	скрытый отпечаток
prison <i>n</i>	тюрьма
probation <i>n</i>	испытание, пробация, система испытания (вид условного осуждения)
probation service	служба пробации, отбывание пробации
proceed <i>v</i>	двигаться в определённом направлении
prohibit <i>v</i>	запрещать
promise <i>v</i>	обещать

promote <i>v</i>	способствовать, повышать в должности
proof <i>n</i>	доказательство
property <i>n</i>	собственность
proposition <i>n</i>	предложение
prosecute <i>v</i>	преследовать в судебном порядке
prosecution <i>n</i>	судебное преследование
prosecutor <i>n</i>	обвинитель
protect <i>v</i>	защищать
protection <i>n</i>	защита
proud <i>a</i>	гордый
prove <i>v</i>	доказывать
provide <i>v</i>	предполагать, обеспечивать
proximity <i>n</i>	близость, приближенность, соседство
punish <i>v</i>	наказывать, карать
punishability <i>n</i>	наказуемость
punishable <i>a</i>	наказуемый
punishment <i>n</i>	наказание
bring punishment	повлечь наказание
capital punishment	высшая мера наказания
impose punishment on smb	назначить наказание кому-либо
range of punishments	диапазон наказаний
severe punishment	суровое наказание
purely <i>adv</i>	чисто, исключительно
purpose <i>n</i>	цель
purse <i>n</i>	кошелек
leather purse	кожаный кошелек
pursue <i>v</i>	добиваться, стремиться,
pursue a career	осуществлять стремиться к карьерному росту
put off	откладывать

## Q

qualified <i>adj</i>	квалифицированный; компетентный, сведущий
question <i>n, v</i>	вопрос; опрашивать, допрашивать
questioning <i>n</i>	опрос, допрос
quick-witted <i>adj</i>	находчивый, смыслёный, сообразительный

## R

raise <i>v</i>	поднимать, повышать; воспитывать
rape <i>v</i>	изнасилование
rapidly <i>adv</i>	быстро
rate <i>n</i>	стоимость, уровень
rather than <i>conj</i>	а не, вместо того чтобы
rapidly <i>adv</i>	быстро
realize <i>v</i>	осознавать
reason <i>n</i>	причина
reasonable <i>adj</i>	разумный, здравый
receive <i>v</i>	получать
recently <i>adv</i>	недавно, в последнее время
reckless <i>adj</i>	безрассудный, безответственный
recklessness <i>n</i>	безрассудство, безответственность
recognize <i>v</i>	узнавать
record <i>n, v</i>	протокол, досье, дело, запись;
make a record	записывать, составить протокол
tape- record	записывать на магнитофон
recover <i>v</i>	выздоровливать, возвращать
recover stolen property	вернуть украденное имущество
reduce <i>v</i>	уменьшать, сокращать
refer (to) <i>v</i>	относиться, ссылаться
reflect <i>v</i>	отражать
reflection	осмысление, отражение
regard <i>v</i>	рассматривать, считать
regard smth as	рассматривать что-либо как
rehabilitation <i>n</i>	реабилитация
reject <i>v</i>	отклонять, отвергать
relate <i>v</i>	относиться, касаться
relationship <i>n</i>	отношения
relative <i>n, adj</i>	родственник; соответствующий, относительный
rely (on) <i>v</i>	полагаться (на)
remain <i>v</i>	оставаться
remain silent	хранить молчание
remember <i>v</i>	помнить
remove <i>v</i>	убирать, извлекать, снимать, удалять
remote <i>a</i>	дальний, далёкий, отдалённый

rename <i>v</i>	переименовать
renowned <i>a</i>	знаменитый, известный
repair <i>v</i>	ремонтировать
repeat <i>adj, v</i>	повторный; повторять
replete <i>adj,</i>	переполненный
report <i>n, v</i>	доклад, сообщение; сообщать
report (a crime) to the police	сообщить (о преступлении) в полицию
represent <i>v</i>	представлять
require <i>v</i>	требовать(ся)
requisite <i>adj</i>	требуемый, необходимый
research <i>n</i>	(научное) исследование; исследовательская работа
resign <i>v</i>	уйти в отставку
respond <i>v</i>	отвечать, реагировать
resolve <i>v</i>	разрешать, раскрывать
response <i>n</i>	ответ, реагирование, реакция
responsibility <i>n</i>	ответственность
bear responsibility	нести ответственность
criminal responsibility	уголовная ответственность
subject to criminal	подлежащий уголовной
responsibility	ответственности
responsible <i>adj</i>	ответственный
responsive <i>adj</i>	отзывчивый
restriction <i>n</i>	ограничение
result in <i>v</i>	приводить к
reveal <i>v</i>	раскрывать
review <i>v</i>	пересматривать
right <i>n</i>	право
riot <i>n</i>	бунт, погром
rise <i>v</i>	увеличиваться, возрастать
robbery <i>n</i>	грабеж
root <i>n</i>	корень, первопричина
rule <i>n, v</i>	правило; управлять
run over	переехать, сбить

## S

safe <i>adj</i>	безопасный
saint <i>adj</i>	святой

same <i>pron</i>	такой же, тот же самый
satisfactory <i>adj</i>	удовлетворительный
satisfy <i>v</i>	соответствовать
scholar <i>n</i>	ученый
scientific <i>adj</i>	научный
search <i>n, v</i>	поиск; искать
search <i>v</i>	осматривать, обыскивать
search a crime scene	осматривать место происшествия
secure <i>adj, v</i>	безопасный;
	обеспечивать безопасность
security <i>n</i>	безопасность
seek (sought, sought) <i>v</i>	стремиться, искать
seem <i>v</i>	казаться, оказываться
select <i>v</i>	выбирать, отбирать
sell <i>v</i>	продавать
send <i>v</i>	посылать, отправлять
sentence <i>n, v</i>	приговор осуждение, наказание;
	осуждать
impose sentence	назначать наказание
prison sentence	тюремное заключение
serve sentence	отбывать наказание
suspended sentence	отсрочка исполнения приговора
pass (pronounce) sentence	вынести приговор
on	приговорить к обязательным
sentence to community	работам
service	приговорить к смертной казни
sentence to death	приговорить к пожизненному
sentence to life	тюремному заключению
	приговорить к пробации
sentence to probation	
sentencing <i>n</i>	вынесение приговора, назначение
	наказания
separate <i>v, adj</i>	разделять; отдельный
separately <i>adv</i>	отдельно, поодиночке, порознь,
sequence <i>n</i>	последовательность
serious <i>adj</i>	серьезный, тяжкий
serve <i>v</i>	служить
service <i>n</i>	служба
set off <i>v</i>	отправляться, взрывать

set off a security alarm	подать сигнал тревоги (сработала охранная сигнализация)
set up <i>v</i>	основывать, учреждать
severe <i>adj</i>	строгий, суровый
shall <i>v</i>	должен
shape <i>v</i>	формировать
sharking <i>n</i>	ростовщичество
sheer <i>adj</i>	явный
shoot (shot, shot) <i>v</i>	стрелять
shoplift <i>v</i>	воровать в магазине
shoplifter <i>n</i>	магазинный вор
shoplifting <i>n</i>	магазинная кража
short-cut <i>n</i>	короткий путь
sight <i>n</i>	достопримечательность; поле зрения
out of sight	вне поля зрения
significance <i>n</i>	значение
similar <i>adj</i>	подобный, похожий
since <i>conj, prep</i>	так как; с, с тех пор
sinister <i>adj</i>	зловещий
situated <i>adj</i>	расположенный
skilled <i>adj</i>	квалифицированный, опытный
smuggle <i>v</i>	перевозить контрабандным путем
snatch <i>v</i>	вырывать (кошельки, сумки и т. п.)
sneakers <i>n, pl</i>	кроссовки
society <i>n</i>	общество
solution <i>n</i>	решение, урегулирование
crime solution	раскрытие преступления
solve <i>v</i>	решать, раскрывать
solve a crime	раскрыть преступление
sophisticated <i>adj</i>	изоощренный, сложный
source <i>n</i>	источник
speed <i>n, v</i>	скорость; превышать скорость
speeding <i>n</i>	превышение дозволенной скорости
spend <i>v</i>	тратить
splendid <i>adj</i>	великолепный, величественный
spot <i>n</i>	место, район, местность
spread <i>v</i>	простирается, вытянуть, протягивать
spread apart	раздвигать, расставлять в стороны

square <i>n</i>	площадь
stab <i>n, v</i>	удар ножом; нанести удар колющим оружием
stakeout <i>n</i>	слежка, засада, наблюдение амер. полицейский надзор
standpoint <i>n</i>	зрения
state <i>n</i>	состояние, государство, штат
state of mind	состояние ума, душевное состояние, настроение
statement <i>n</i>	заявление, утверждение; показания
witness statement	свидетельские показания
statute <i>n</i>	законодательный акт, законоположение
steal <i>v</i>	воровать, красть
step <i>n</i>	шаг
take steps	принять меры
still <i>adv</i>	однако
stranger <i>n</i>	иностранец, незнакомец
stun <i>v</i>	оглушать, ошеломлять
subject <i>n, v, adj</i>	субъект, предмет; подчинять, подвергать; подчиненный
submit <i>v</i>	представлять на рассмотрение, подчиняться, предлагать
substance <i>n</i>	вещество
flammable substance	легковоспламеняющееся вещество
poisonous substance	ядовитое вещество
substantive <i>adj</i>	основной
suburb <i>n</i>	пригород
successful <i>adj</i>	успешный
suddenly <i>adv</i>	вдруг
suffer <i>v</i>	(по)страдать
suffice <i>v</i>	быть достаточным, удовлетворять
sufficiently <i>adv</i>	достаточно
suggest <i>v</i>	предлагать
suggestion <i>n</i>	предположение, соображение
suitable <i>adj</i>	подходящий
summarize <i>v</i>	подводить итог
supply <i>v</i>	снабжать
support <i>n, v</i>	поддержка; поддерживать

suppose <i>v</i>	(пред)полагать
sure <i>adj</i>	уверенный
make sure	убедиться
surrender <i>v</i>	сдаваться
surround <i>v</i>	окружать
survey <i>n</i>	опрос, исследование
suspect <i>n, v</i>	подозреваемый; подозревать
interrogate (question) <i>a</i>	допрашивать подозреваемого
suspect	
suspicious <i>adj</i>	подозрительный
sweatshirt <i>n</i>	толстовка
swindle <i>n</i>	мошенничество, жульничество
sympathy <i>n</i>	сщчувствие

## Т

take <i>v</i>	брать
take away	отнимать
take off	снимать (одежду)
take out	вынимать
take (sb, smth) to	отвозить, относить
tax evasion	уклонение от уплаты налогов
teach (taught, taught), <i>v</i>	учить, преподавать, обучать,
term <i>n</i>	термин, срок, семестр
in general terms	в общих чертах
technique <i>n</i>	техника
third degree technique	метод третьей степени (допрос с пристрастием)
theft <i>n</i>	кража
petty theft	мелкое хищение
thereto <i>adv</i>	к этому
thereto exceptions	к ним относятся исключения
thought <i>n</i>	мысль
threat <i>n</i>	угроза
threat of punishment	угроза наказания
threaten (with)	угрожать
threshold <i>n</i>	порог
through <i>prep</i>	через
tightrope <i>n</i>	туго натянутый канат
till <i>prep</i>	до (какого-либо времени)

time <i>n</i>	время
full-time	обучающийся в режиме полного дня
part-time	обучающийся в режиме неполного дня (неполной недели)
title <i>n</i>	заглавие, название
tool <i>n</i>	инструмент, орудие
touch <i>v</i>	соприкасаться, трогать, касаться
towards <i>prep</i>	по направлению
trace <i>v</i>	выслеживать
trace a criminal	выслеживать преступника
traffic <i>n</i>	транспорт, движение
traffic jam	«пробка»
trafficking <i>n</i>	торговля запрещенным товаром
human trafficking	торговля людьми
drug trafficking	торговля наркотиками
train <i>v</i>	обучать
trainers <i>n, pl</i>	кроссовки
training <i>n</i>	подготовка
transfer <i>v</i>	перевозить, перемещать
treason <i>n</i>	государственная измена
treasure <i>n</i>	сокровище, сокровищница, достояние
treat <i>v</i>	обращаться, относиться, рассматривать
treatment <i>n</i>	лечение, обращение
trespassing <i>n</i>	нарушение границы
trial <i>n</i>	судебное разбирательство
thrive <i>v</i>	преуспевать, преуспевать
truncheon <i>n</i>	дубинка
trust <i>n, v</i>	доверие; доверять
truth <i>n</i>	правда
elicit the truth	выявить правду
turn <i>n, v</i>	очередь, поворачивать
turn off <i>v</i>	выключать
turn on <i>v</i>	включать
turn a blind eye ( to)	закрывать глаза (на то, что)

ultimate *adj*  
unarmed *adj*  
unattended *adj*  
unconscious *adj*  
underground *n*  
    underground station  
underlie *v*  
underpin *v*  
  
undertaking *n*  
    voluntary undertakings  
undistinction *n*  
undo *v*  
unemployment *n*  
uniform *n*  
    wear a uniform  
unlawfulness *n*  
unsolicited *adj*  
unwrap *v*  
urban *adj*  
use *n, v*  
  
utmost *adj*

vagrancy *n*  
value *n, v*  
  
valuable *a*  
van *n*  
variety *n*  
vary *v*  
  
venerable *adj*  
verify *v*  
vehicle *n*  
    motor vehicle

## U

окончательный  
невооруженный  
оставленный без ухода, без присмотра  
без сознания  
метрополитен  
    станция метро  
лежать в основе  
поддерживать, подкреплять (тезис,  
аргумент и т. п.), быть основой  
обязательство  
    добровольные обязательства  
неразличимость  
растёгивать; развязывать  
безработица  
форма  
    носить форму  
незаконность, неправомерность  
непрошенный  
развёртывать, разворачивать  
городской  
применение, использование;  
применять, использовать  
предельный, максимальный

## V

бродяжничество  
значение, ценность, важность;  
оценивать, ценить, дорожить  
ценный  
фургон, вагон (товарный, багажный)  
разнообразие, множество  
различаться, отличаться,  
варьироваться  
древний  
проверять  
транспортное средство  
    автомобиль

verdict <i>n</i>	решение присяжных, вердикт
reach a verdict	вынести вердикт
victim <i>n</i>	жертва, потерпевший
view <i>n, v</i>	вид, мнение; осматривать, рассматривать
violate	нарушать
violation <i>n</i>	нарушение, правонарушение, насилие
violence <i>n</i>	насилие, жестокость
voice <i>v</i>	высказать, озвучить
voluntariness <i>n</i>	добровольство, добровольность
voluntary <i>a</i>	добровольный

## W

wait (for) <i>v</i>	ждать (кого-либо)
wallet <i>n</i>	бумажник
wand <i>n</i>	тонкая палочка
hand-held wand	ручной металлодетектор
wanted <i>adj</i>	разыскиваемый
warden <i>n</i>	надзиратель, начальник
traffic warden	регулирующий
warehouse <i>n</i>	склад
warn <i>v</i>	предостерегать
warrant <i>n</i>	ордер
deliver an arrest warrant	выдать ордер на арест
deliver a search warrant	выдать ордер на обыск
waste <i>v</i>	терять даром (впустую)
waste time	зря тратить время
watch <i>n, v</i>	стража, караул; наблюдать, следить,
way <i>n</i>	путь, способ
in the same way	точно так же, таким же образом
weapon <i>n</i>	оружие
wear <i>v</i>	носить
wear a uniform	носить форму
welcome <i>v</i>	добро пожаловать
whether <i>conj</i>	или, ли
while <i>conj</i>	в то время как, при этом
wide <i>a</i>	широкий
wide range of punishments	широкий спектр наказаний

will <i>n, v</i>	воля, желание, намерение; хотеть, желать,
withstand <i>v</i>	выдержать, выстоять
witness <i>n</i>	свидетель
interview (question) <i>a</i>	опрашивать свидетеля
witness	
word <i>n, v</i>	слово; формулировать, выражать словами
wording <i>n</i>	текст, формулировка
work <i>v</i>	работать, заниматься
work out	разрабатывать (план)
wrongful <i>adj</i>	противоправный, незаконный
wrongful (illegal) actions	противоправные (незаконные) действия
<b>У</b>	
yet <i>adv</i>	уже, еще, тем не менее
youth <i>n</i>	молодежь

## REFERENCES

1. Уголовный кодекс Российской Федерации (на русском и английском языках). — URL: <http://russian-criminal-code.com> (дата обращения: 25.01.2021).
2. Баркова А. И., Иващенко Н. П. Английский язык. Базовый курс для курсантов вузов МВД России: учебное пособие / под общ. ред. Н. С. Калейник. — Санкт-Петербург: Изд-во СПб ун-та МВД России, 2008. — 275 с.
3. Баркова А. И., Иващенко Н. П., Парнюк Н. В. Английский язык. Грамматика для юристов: учебное пособие / под общ. ред. канд. пед. наук, доц. Н. А. Беломытцевой. — 2-е изд., перераб. и доп. — Санкт-Петербург: Изд-во СПб ун-та МВД России, 2017. — 184 с.
4. Качалова К. Н., Израилевич Е. Е. Практическая грамматика англ. языка с упражнениями и ключами. — Санкт-Петербург: КАРА, 2018. — 608 с.
5. Парнюк Н. В. Crime Prevention and Policing Football. Предотвращение преступлений и обеспечение безопасности во время подготовки и проведения международных футбольных матчей: учебное пособие. — Санкт-Петербург: Изд-во СПб ун-та МВД России, 2017. — 224 с.
6. Murphy R. English Grammar in Use. — Cambridge, 2019.
7. Marchuk I. The Fundamental Concept of Crime in International Criminal Law. A Comparative Law Analysis. — Berlin Heidelberg: Springer-Verlag, 2014. — 304 p.
8. Criminal Code of the USA. — URL: [https://www.legislationline.org/download/id/8301/file/USA\\_title\\_18\\_us\\_code\\_crimes\\_2017\\_en.pdf](https://www.legislationline.org/download/id/8301/file/USA_title_18_us_code_crimes_2017_en.pdf) (date: 25.01.2021).
9. Academic Writing. — URL: <https://academichelp.net/> (date: 25.01.2021).
10. Learning and academic skills resources. — URL: [https://www.swinburne.edu.au/content/dam/media/docs/FHAD-Assignment-resources-Sample\\_Text\\_3\\_Critical\\_Review\\_Turkle.pdf](https://www.swinburne.edu.au/content/dam/media/docs/FHAD-Assignment-resources-Sample_Text_3_Critical_Review_Turkle.pdf) (date: 25.01.2021).
11. LLM in Criminal Law and Criminal Justice — URL: [https://www.law.ed.ac.uk/study/masters-degrees/llm-criminal-law-and-criminal-justice?gclid=EAIaIQobChMIqovCsNSz6AIVyKiaCh0y0g5BEAAAYASAAEgKkvfD\\_BwE](https://www.law.ed.ac.uk/study/masters-degrees/llm-criminal-law-and-criminal-justice?gclid=EAIaIQobChMIqovCsNSz6AIVyKiaCh0y0g5BEAAAYASAAEgKkvfD_BwE) (date: 25.01.2021).
12. Classification of crimes — URL: [https://www.pachowicz.com/criminal-law\\_pc/classifications-of-2-criminal-law\\_pc/](https://www.pachowicz.com/criminal-law_pc/classifications-of-2-criminal-law_pc/) (date: 25.01.2021).

13. Learn about the law — URL: <https://public.findlaw.com/> (date: 25.01.2021).
14. The main classifications of criminal offenses — URL: <https://www.thoughtco.com/types-of-criminal-offenses-970835> (date: 25.01.2021).
15. Criminal law — URL: [https://www.law.cornell.edu/wex/criminal\\_law](https://www.law.cornell.edu/wex/criminal_law) (date: 25.01.2021).
16. Law degrees from around the world. — URL: <https://www.masterstudies.com/Master-of-International-Criminal-Law-and-Justice/USA/UNH-Franklin-Pierce-School-of-Law/> (date: 25.01.2021).
17. Criminal justice — URL: <https://www.cliffsnotes.com/study-guides/criminal-justice/criminal-law/legal-elements-of-a-crime> (date: 25.01.2021).
18. Basics of Criminal law. — URL: <https://www.georgialegalaid.org/resource/basics-of-criminal-law> (date: 25.01.2021).
19. New York Police Department. Crime Prevention and Safety Tips. — URL: <https://www1.nyc.gov/site/nypd/services/law-enforcement/crime-prevention-and-safety-tips.page> (date: 25.01.2021).
20. West Yorkshire police. — URL: <https://www.westyorkshire.police.uk/advice/personal-safety-and-possession> (date: 25.01.2021).
21. Carrboro police. — URL: <http://www.carrboropolice.com/758/Safety-Tips> (date: 25.01.2021).
22. [www.police.vic.gov.au](http://www.police.vic.gov.au) (date: 25.01.2021).
23. Online Longman English dictionary. — URL: <https://www.ldoceonline.com/dictionary> (date: 25.01.2021).
24. Guide to Saint Petersburg. — URL: <http://www.orangesmile.com/travelguide/saint-petersburg/traditions--2996338.htm> (date: 25.01.2021).
25. Russian national tourist office. — URL: <https://www.visitrussia.org.uk/st-petersburg-venice-of-north-6-days-holiday> (date: 25.01.2021).
26. Giving directions. — URL: <https://learnenglishteachers.britishcouncil.org/node/2424> (date: 25.01.2021).
27. Giving directions in English. — URL: <https://www.wallstreetenglish.com/blog/giving-directions-in-english> (date: 25.01.2021).
28. <https://drive.google.com/file/d/1hNIRq8f1mNZky0VyVtQ-kSIAtirWOsEo/view?usp=sharing> (date: 25.01.2021).
29. Wrigley field security. — URL: <https://www.mlb.com/cubs/ballpark/information/security> (date: 25.01.2021).
30. Crime Vocabulary List. — URL: <https://myvocabulary.com/word-list/crime-vocabulary> (date: 25.01.2021).
31. Crime Vocabulary. — URL: <https://eslforums.com/types-of-crimes> (date: 25.01.2021).

**Для заметок**

Учебное издание

**Баркова** Альвина Ивановна;  
**Иващенко** Надежда Павловна,  
*кандидат педагогических наук, доцент;*  
**Парнюк** Наталия Витальевна,  
*кандидат психологических наук, доцент*

## АНГЛИЙСКИЙ ЯЗЫК

Учебно-методическое пособие

Редактор *Фролова А. В.*  
Компьютерная вёрстка *Фролова А. В.*  
Дизайн обложки *Савиных А. И.*

ISBN 978-5-91837-374-3



---

Подписано в печать 16.03.2021. Формат 60×84<sup>1</sup>/<sub>16</sub>  
Печать цифровая. Объем 14,75 п. л. Заказ № 2/21  
Тираж 250 экз. 1-й завод 1–100 экз.

---

Отпечатано в Санкт-Петербургском университете МВД России  
198206, Санкт-Петербург, ул. Летчика Пилютова, д. 1